

Walker County

Financial Information

Posted as of April 27, 2026 for the Fiscal Year Ending September 30, 2026

Prepared by:
County Auditor Department

Patricia Allen, County Auditor

*Information is presented based on ledger balances and entries posted thru April 27, 2026 for the fiscal year ending September 30, 2026.
There are entries that have not been posted. Invoices are outstanding for the period that have not been received/posted. Encumbrances are not included in the report.*



Summary of Revenues, Expenditures and Net Transfers to Date
Transactions Posted As of April 27, 2026
For the Fiscal Year Ending September 30, 2026

Ledger Balances	Fund Balance	Revenues	Expenditures	Net Transfers	Fund Balance
	Fiscal Yr Begin	To Date	To Date	Between Funds	This Date
Operating					
101 - General Fund	\$ 15,111,795.20	\$ 26,809,292.18	\$ 17,198,246.75	\$ (1,063,782.00)	\$ 23,659,058.63
192 - Debt Service Fund	\$ 434,762.16	\$ 1,253,379.36	\$ 144,799.39	\$ -	\$ 1,543,342.13
220 - Road & Bridge	\$ 3,515,225.36	\$ 6,326,695.18	\$ 5,214,821.80	\$ 600,000.00	\$ 5,227,098.74
301 - Walker County EMS Fund	\$ 5,419,826.42	\$ 5,569,333.24	\$ 3,764,649.79	\$ -	\$ 7,224,509.87
180 - Public Safety Seized Money Fund	\$ -	\$ -	\$ -	\$ -	\$ -
185 - General Fund - Healthy County Initiative Fund	\$ 13,546.87	\$ 6,108.01	\$ 1,599.67	\$ -	\$ 18,055.21
	24,495,156.01	39,964,807.97	26,324,117.40	(463,782.00)	\$ 37,672,064.58
Projects					
105 - General Projects Fund	\$ 4,724,931.61	\$ 181,657.82	\$ 1,037,014.43	\$ 90,000.00	\$ 3,959,575.00
115 - General Capital Projects Fund	\$ 5,980,872.82	\$ 78,025.94	\$ -	\$ -	\$ 6,058,898.76
119 - ARP Funds	\$ 10,358.70	\$ 197.75	\$ -	\$ -	\$ 10,556.45
120 - Long Range Planning Fund	\$ 184,581.14	\$ 5,815.67	\$ -	\$ 213,128.00	\$ 403,524.81
Grants/Other Funds					
221 - RB Grant-CDBG-MIT F003	\$ -	\$ 3,814.45	\$ 3,814.45	\$ -	\$ -
222 - RB Grant-CDBG-MIT E999	\$ -	\$ 9,548.92	\$ 9,548.92	\$ -	\$ -
223 - RB3-GLO-.25-141-009-F356	\$ -	\$ 121,625.00	\$ 121,625.00	\$ -	\$ -
224 - RB Grant-DRRP F357	\$ -	\$ 121,625.00	\$ 121,625.00	\$ -	\$ -
402 - SB22-CDA Grant FY 2026	\$ -	\$ 279,003.13	\$ 147,181.37	\$ -	\$ 131,821.76
411 - SB22-Sheriff Grant FY 2026	\$ -	\$ 508,192.77	\$ 32,829.90	\$ -	\$ 475,362.87
460 - Affordable Housing Initiatives	\$ -	\$ -	\$ -	\$ -	\$ -
473 - SO Auto Task Force Grant	\$ -	\$ 47,913.99	\$ 58,180.92	\$ -	\$ (10,266.93)
474 - CDA Victims Assistance Grant	\$ -	\$ 33,384.04	\$ 45,285.84	\$ 15,913.00	\$ 4,011.20
511 - County Records Management and Preservation F	\$ 8,508.85	\$ 1,845.38	\$ -	\$ -	\$ 10,354.23
512 - County Records Preservation II Fund	\$ 74,471.90	\$ 1,481.00	\$ -	\$ -	\$ 75,952.90
515 - County Clerk Records Management and Preserv:	\$ 423,775.80	\$ 64,937.86	\$ 56,728.62	\$ -	\$ 431,985.04
516 - County Clerk Records Archive Fund	\$ 476,085.99	\$ 57,352.66	\$ 469.73	\$ -	\$ 532,968.92
517 - Court Facilities Fund	\$ 88,535.15	\$ 12,270.56	\$ -	\$ -	\$ 100,805.71
518 - District Clerk Records Preservation	\$ 123,787.07	\$ 15,436.30	\$ 630.00	\$ -	\$ 138,593.37
519 - District Clerk Rider Fund	\$ 178,855.07	\$ 45,240.71	\$ 7,077.28	\$ -	\$ 217,018.50
520 - District Clerk Archive Fund	\$ 6,360.80	\$ 148.48	\$ -	\$ -	\$ 6,509.28
523 - County Jury Fee Fund	\$ 2,912.59	\$ 481.18	\$ -	\$ -	\$ 3,393.77
524 - County Jury Fund	\$ 23,679.07	\$ 5,674.86	\$ -	\$ -	\$ 29,353.93
525 - Court Reporter Services Fund	\$ 19,718.44	\$ 13,879.87	\$ 15,293.40	\$ -	\$ 18,304.91
526 - County Law Library Fund	\$ 110,845.67	\$ 20,730.76	\$ 11,247.11	\$ -	\$ 120,329.32
527 - Language Access Fund	\$ 9,329.71	\$ 4,943.10	\$ 10,810.40	\$ -	\$ 3,462.41
536 - Courthouse Security Fund	\$ 6,565.75	\$ 19,716.42	\$ 55,108.29	\$ 44,741.00	\$ 15,914.88
537 - Justice Courts Security Fund	\$ 71,553.07	\$ 3,272.70	\$ 302.40	\$ -	\$ 74,523.37
538 - JP Truancy Prevention and Diversion	\$ 81,506.67	\$ 10,299.95	\$ -	\$ -	\$ 91,806.62
539 - County Speciality Court Programs	\$ 32,354.41	\$ 4,622.12	\$ -	\$ -	\$ 36,976.53
550 - Justice Courts Technology Fund	\$ 85,899.95	\$ 8,936.21	\$ 5,739.87	\$ -	\$ 89,096.29
551 - County and District Courts Technology Fund	\$ 5,198.25	\$ 978.00	\$ -	\$ -	\$ 6,176.25
552- Child Abuse Prevention Fund	\$ 3,766.78	\$ 618.14	\$ -	\$ -	\$ 4,384.92
560 - District Attorney Prosecutors Supplement Fund	\$ -	\$ 7,500.00	\$ 11,526.43	\$ -	\$ (4,026.43)
561 - Pretrial Intervention Program Fund	\$ 202,269.87	\$ 18,010.96	\$ 4,878.39	\$ -	\$ 215,402.44
562 - District Attorney Forfeiture Fund	\$ 243,179.22	\$ 5,923.67	\$ 1,150.04	\$ -	\$ 247,952.85
563 - District Attorney Hot Check Fee Fund	\$ 610.64	\$ 50.00	\$ -	\$ -	\$ 660.64
574 - Sheriff Forfeiture Fund	\$ 584,544.90	\$ 23,511.54	\$ 68,442.75	\$ -	\$ 539,613.69
576 - Sheriff Inmate Medical Fund	\$ 77,589.94	\$ 3,202.53	\$ -	\$ -	\$ 80,792.47
577 - DOJ-Equitable Sharing Fund	\$ 716,487.90	\$ 28,748.59	\$ -	\$ -	\$ 745,236.49
578 - Sheriff Commissary Fund	\$ 682,546.06	\$ 130,932.23	\$ 22,702.80	\$ -	\$ 790,775.49
583 - Elections Equipment Fund	\$ 33,841.57	\$ 64,202.86	\$ 43,310.00	\$ -	\$ 54,734.43
584 - Tax Assessor Elections Service Contract Fund	\$ 22,360.43	\$ 13,122.29	\$ 626.80	\$ -	\$ 34,855.92
589 - Tax Assessor Special Inventory Fee Fund	\$ 62,419.73	\$ 11,180.03	\$ -	\$ -	\$ 73,599.76
601 - SPU Civil/Criminal/Juvenile Grant/Allocations	\$ -	\$ 4,034,038.82	\$ 4,345,585.81	\$ -	\$ (311,546.99)
640 - Juvenile Grant Fund (Title IV E)	\$ 86,628.92	\$ 1,631.40	\$ 7,147.20	\$ -	\$ 81,113.12
641 - Juvenile Grant State Aid Fund	\$ -	\$ 318,570.56	\$ 262,203.77	\$ -	\$ 56,366.79
615 - Adult Probation-Basic Services Fund	\$ 530,358.37	\$ 860,135.41	\$ 805,184.79	\$ (33,881.65)	\$ 551,427.34
616 - Adult Probation-Court Services Fund	\$ -	\$ 123,066.47	\$ 135,352.06	\$ 31,382.56	\$ 19,096.97
617 - Adult Probation-Substance Abuse Services Fund	\$ -	\$ 78,292.10	\$ 55,673.59	\$ -	\$ 22,618.51
618 - Adult Probation-Pretrial Diversion	\$ -	\$ 28,221.46	\$ 25,086.39	\$ 2,499.09	\$ 5,634.16
701 - Retiree Health Insurance Fund	\$ 2,333,796.63	\$ 45,978.91	\$ -	\$ -	\$ 2,379,775.54
702 - Retiree Health Insurance Fund II	\$ -	\$ -	\$ -	\$ 100,000.00	\$ 100,000.00
802 - Walker County Public Safety Communications Center	\$ 1,679,610.53	\$ 1,022,742.49	\$ 739,192.10	\$ -	\$ 1,963,160.92
	9,089,955.70	8,237,035.88	7,231,561.42	160,654.00	10,256,084.16
	\$ 44,485,855.98	\$ 48,467,541.03	\$ 34,592,693.25	\$ -	\$ 58,360,703.76



Cash and Investments Report
Transactions Posted as of April 27, 2026
For the Fiscal Year Ending September 30, 2026

	Other Bank					
	Cash	Accounts	Texpool	MBIA	Wells Fargo	Total
Operating						
101 - General Fund	\$ 2,402,978.39	\$ 107,842.52	\$ 12,735,251.50	\$ 1,526,207.10	\$ 6,895,739.61	\$ 23,668,019.12
192 - Debt Service Fund	147,068.29	-	1,382,044.03	-	-	\$ 1,529,112.32
220 - Road & Bridge	85,771.95	-	5,389,732.39	-	-	\$ 5,475,504.34
301 - Walker County EMS Fund	382,380.54	39,532.93	6,045,440.47	72,250.54	188,270.10	\$ 6,727,874.58
180 - Public Safety Seized Money Fund	-	-	52,872.27	-	-	\$ 52,872.27
185 - General Fund - Healthy County Initiative Fund	4,938.97	-	13,116.24	-	-	\$ 18,055.21
	3,023,138.14	147,375.45	25,618,456.90	1,598,457.64	7,084,009.71	37,471,437.84
Projects						
105 - General Projects Fund	44,099.28	-	2,675,264.63	959,903.85	379,878.24	4,059,146.00
115 - General Capital Projects Fund	-	-	3,358,898.76	-	-	3,358,898.76
119- ARP Funds	-	10,668.45	-	-	-	\$ 10,668.45
120 - Long Range Planning Fund	-	-	403,524.81	-	-	\$ 403,524.81
Grants/Other Funds						
186 - State Sheriff Grant	22,082.50	-	-	-	-	22,082.50
221 - RB Grant-CDBG-MIT F003	(3,814.45)	-	-	-	-	(3,814.45)
222 - RB Grant-CDBG-MIT E999	(9,548.92)	-	-	-	-	(9,548.92)
223 - RB 3 Grant GLO DRRP F356	(5,700.00)	-	-	-	-	(5,700.00)
224 - RB 4 Grant GLO DRRP F357	(5,700.00)	-	-	-	-	(5,700.00)
402 - SB22-CDA Grant FY 2026	-	-	131,821.76	-	-	131,821.76
410 - SB22-Sheriff Grant FY 2025	4,337.24	-	-	-	-	4,337.24
411 - SB22-Sheriff Grant FY 2026	-	-	471,587.85	-	-	471,587.85
473 - SO Auto Task Force Grant	(19,114.60)	-	-	-	-	(19,114.60)
474 - CDA Victims Grant	(13,882.78)	-	-	-	-	(13,882.78)
481 - Jag Grants	(6,599.92)	-	-	-	-	(6,599.92)
488 - CDBG Grants	(3,850.00)	-	-	-	-	(3,850.00)
511 - County Records Management and Preservation Fund	10,354.23	-	-	-	-	10,354.23
512 - County Records Preservation II Fund	3,271.34	-	72,681.56	-	-	75,952.90
515 - County Clerk Records Management and Preservation Fund	11,062.68	-	342,359.68	79,127.68	-	432,550.04
516 - County Clerk Records Archive Fund	44,391.17	-	489,047.48	-	-	533,438.65
517 - Court Facilities Fund	15,391.81	-	85,413.90	-	-	100,805.71
518 - District Clerk Records Preservation	41,753.99	-	96,839.38	-	-	138,593.37
519 - District Clerk Rider Fund	45,802.39	-	171,216.11	-	-	217,018.50
520 - District Clerk Archive Fund	1,409.96	-	5,099.32	-	-	6,509.28
523 - County Jury Fee Fund	3,393.77	-	-	-	-	3,393.77
524 - County Jury Fund	11,499.82	-	17,854.11	-	-	29,353.93
525 - Court Reporter Services Fund	3,854.08	-	14,450.83	-	-	18,304.91
526 - County Law Library Fund	13,412.74	-	106,916.58	-	-	120,329.32
527 - Language Access Fund	3,462.41	-	-	-	-	3,462.41
536 - Courthouse Security Fund	5,830.94	-	10,083.94	-	-	15,914.88
537 - Justice Courts Security Fund	20,482.21	-	54,041.16	-	-	74,523.37
538 - JP Truancy Prevention and Diversion	27,407.27	-	64,399.35	-	-	91,806.62
539 - County Specialty Court Revenues Fund	25,094.67	-	11,881.86	-	-	36,976.53
540 - Fire Suppression-US Forest Service Fund	0.00	-	17,354.47	-	-	17,354.47
550 - Justice Courts Technology Fund	9,582.27	-	79,514.02	-	-	89,096.29
551 - County and District Courts Technology Fund	5,202.85	-	973.40	-	-	6,176.25
552 - Child Abuse Prevention Fund	4,384.92	-	-	-	-	4,384.92
560 - District Attorney Prosecutors Supplement Fund	2,835.30	-	-	-	-	2,835.30
561 - Pretrial Intervention Program Fund	28,753.86	-	186,648.58	-	-	215,402.44
562 - District Attorney Forfeiture Fund	11,584.44	-	236,368.41	-	-	247,952.85
563 - District Attorney Hot Check Fee Fund	660.64	-	-	-	-	660.64
574 - Sheriff Forfeiture Fund	(173.94)	1,004.19	543,759.70	-	-	544,589.95
576 - Sheriff Inmate Medical Fund	16,641.45	-	64,151.02	-	-	80,792.47
577 - DOJ-Equitable Sharing Fund	16,728.20	-	699,920.23	28,588.06	-	745,236.49
578 - Sheriff Commissary Fund	110,350.19	-	683,424.06	-	-	793,774.25
583 - Elections Equipment Fund	17,732.60	-	30,251.83	-	-	47,984.43
584 - Tax Assessor Elections Service Contract Fund	12,830.86	-	21,299.20	-	-	34,130.06
589 - Tax Assessor Special Inventory Fee Fund	829.00	-	72,770.76	-	-	73,599.76
601 - SPU Civil/Criminal/Juvenile Grant/Allocations	(1,227,741.33)	-	-	-	-	(1,227,741.33)
640 - Juvenile Grant Fund (Title IV E)	1,916.00	-	79,215.33	-	-	81,131.33
641 - Juvenile Grant State Aid Fund	17,381.02	-	40,335.77	-	-	57,716.79
701 - Retiree Health Insurance Fund	0.00	-	941,858.88	1,437,916.66	-	2,379,775.54
702 - Retiree Health Insurance Fund II	100,000.00	-	-	-	-	100,000.00
County Treasurer Agency Funds						
615 - Adult Probation-Basic Services Fund	111,690.54	30.00	302,882.55	137,931.21	-	552,534.30
616 - Adult Probation-Court Services Fund	19,096.97	-	-	-	-	19,096.97
617 - Adult Probation-Substance Abuse Services Fund	24,088.51	-	-	-	-	24,088.51
618 - Pretrial Diversion	5,634.16	-	-	-	-	5,634.16
802 - Walker County Public Safety Communications Center	226,766.89	-	1,736,873.99	-	-	1,963,640.88
810 - Agency Fund - LEOSE Training Funds	101,014.68	-	-	-	-	101,014.68
	(136,125.37)	1,034.19	7,883,297.07	1,683,563.61	0.00	9,431,769.50
	\$ 2,931,112.05	\$ 159,078.09	\$ 39,939,442.17	\$ 4,241,925.10	\$ 7,463,887.95	\$ 54,735,445.36



Cash and Investments Report
As of April 27, 2026
 Transactions Posted as of April 27, 2026

	Cash	ICT	Certificates of Deposit	Total
Agency Funds Maintained by the Department (Balance as of Last Date Reported by the Department)				
850 Agency Fund - County Clerk	\$ 4,898,187.41	\$ 282,483.31	\$ -	\$ 5,180,670.72
851 Agency Fund - District Clerk	\$ 997,762.47	\$ -	\$ 631,998.74	\$ 1,629,761.21
852 Agency Fund - Criminal District Attorney	\$ 3,619.79	\$ -	\$ -	\$ 3,619.79
853 Agency Fund - Tax Assessor	\$ 566,155.86	\$ -	\$ -	\$ 566,155.86
854 Agency Fund - Sheriff	\$ 98,591.42	\$ -	\$ -	\$ 98,591.42
855 Agency Fund - Juvenile	\$ 1,013.53	\$ -	\$ -	\$ 1,013.53
856 Agency Fund - County Treasurer Jury	\$ 57.49	\$ -	\$ -	\$ 57.49
857 Agency Fund - Justice of Peace Precinct 4	\$ 11,821.46	\$ -	\$ -	\$ 11,821.46
858 Agency Fund - Adult Probation	\$ 6,611.69	\$ -	\$ -	\$ 6,611.69
	\$ 6,583,821.12	\$ 282,483.31	\$ 631,998.74	\$ 7,498,303.17



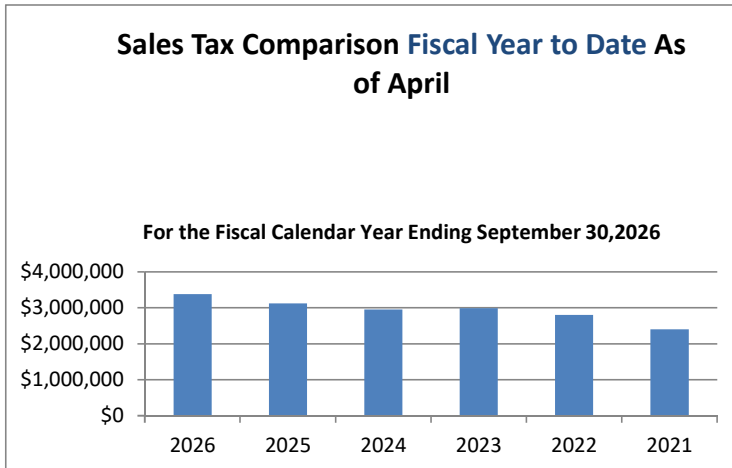
Sales Tax Revenue Comparison by Fiscal Year

		Fiscal Year 2026	Fiscal Year 2025	Fiscal Year 2024	Fiscal Year 2023	Fiscal Year 2022	Fiscal Year 2021
October	6.18%	\$ 448,014.78	\$ 421,956.11	\$ 430,494.33	\$ 426,935.35	\$ 378,481.65	\$ 341,282.66
November	7.81%	\$ 537,654.96	\$ 498,694.36	\$ 468,234.02	\$ 477,305.48	\$ 470,400.36	\$ 404,860.53
December	6.96%	\$ 466,631.88	\$ 436,267.33	\$ 392,041.05	\$ 402,702.70	\$ 368,467.73	\$ 311,632.44
January	9.51%	\$ 449,706.10	\$ 410,660.38	\$ 409,880.44	\$ 396,438.25	\$ 386,864.04	\$ 345,810.13
February	5.72%	\$ 598,411.28	\$ 566,047.13	\$ 490,724.88	\$ 506,247.91	\$ 488,772.53	\$ 402,950.76
March	9.84%	\$ 452,118.22	\$ 411,610.81	\$ 398,234.30	\$ 405,269.07	\$ 391,919.74	\$ 328,566.37
April	13.99%	\$ 433,093.61	\$ 379,931.13	\$ 365,474.29	\$ 381,310.61	\$ 317,716.26	\$ 270,692.68
May			\$ 502,889.38	\$ 451,281.87	\$ 488,946.95	\$ 458,660.51	\$ 447,063.15
June			\$ 453,069.13	\$ 439,983.80	\$ 396,747.98	\$ 429,635.63	\$ 393,372.95
July			\$ 396,570.26	\$ 386,063.63	\$ 386,095.96	\$ 401,984.02	\$ 349,935.05
August			\$ 471,951.51	\$ 451,374.30	\$ 443,842.79	\$ 480,257.68	\$ 434,731.20
September			\$ 479,181.78	\$ 418,725.70	\$ 398,269.21	\$ 398,673.98	\$ 369,724.46
		\$ 3,385,630.83	\$ 5,428,829.31	\$ 5,102,512.61	\$ 5,110,112.26	\$ 4,971,834.13	\$ 4,400,622.38

This time last year \$ 3,125,167.25
 % Change 8.33%

Sales Tax Rate for Walker County is	0.5%
State Sales Tax Rate is	6.25%
<u>Municipalities Within Walker County</u>	
City of Huntsville Sales Tax Rate	1.5%
City of New Waverly Sales Tax Rate	1.5%
City of Riverside Sales Tax Rate	1.5%

Fiscal Year to Date	\$ 3,385,630.83	\$ 3,125,167.25	\$ 2,955,083.31	\$ 2,996,209.37	\$ 2,802,622.31	\$ 2,405,795.57
Budgeted this Fiscal Year	\$ 5,350,000.00	57.57%	57.91%	58.63%	56.37%	54.67%
Pct Received This FY	63.3%					





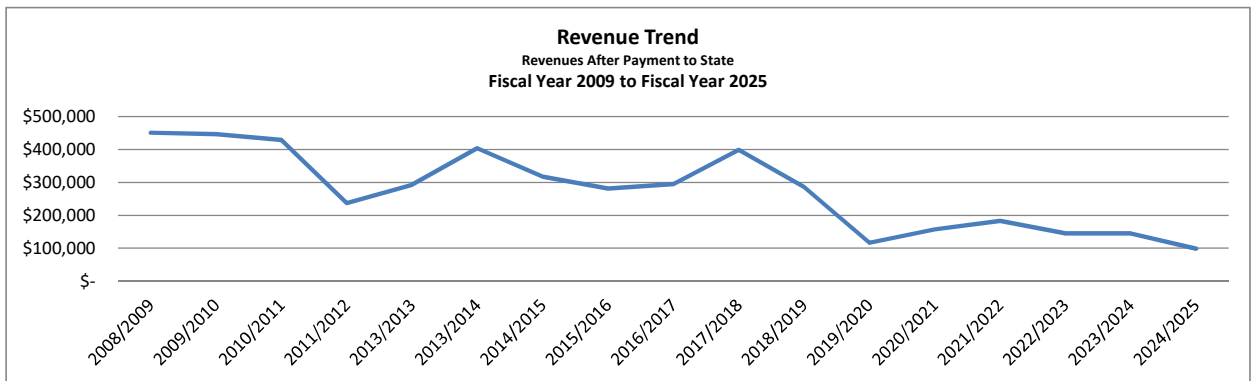
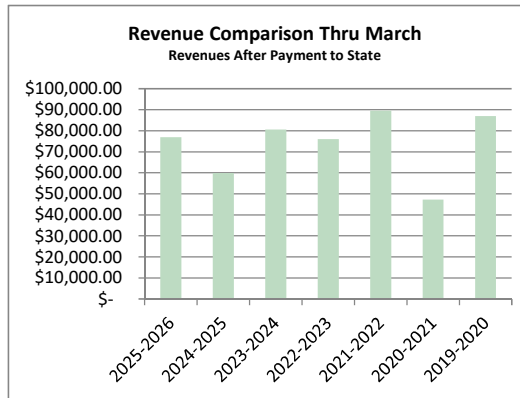
Weigh Station Revenue Comparison by Fiscal Year

Comparison Numbers Based on Revenues Retained by Walker County after submission of fines paid to State

	Total 2025-2026	Pd to State	Fiscal Year 2025-2026	Fiscal Year 2024-2025	Fiscal Year 2023-2024	Fiscal Year 2022-2023	Fiscal Year 2021-2022	Fiscal Year 2020-2021	Fiscal Year 2019-2020
October	\$ 8,099.00	\$ (100.00)	\$ 7,999.00	\$ 13,721.00	\$ 11,833.50	\$ 14,148.00	\$ 18,286.80	\$ 2,840.80	\$ 23,601.60
November	\$ 9,571.50	\$ (2,230.50)	\$ 7,341.00	\$ 5,209.00	\$ 15,777.00	\$ 10,261.00	\$ 12,515.00	\$ 2,354.00	\$ 9,759.50
December	\$ 17,701.00	\$ (3,322.00)	\$ 14,379.00	\$ 11,532.50	\$ 13,249.00	\$ 14,158.00	\$ 13,435.50	\$ 2,491.50	\$ 15,248.10
January	\$ 13,346.00	\$ (2,237.50)	\$ 11,108.50	\$ 11,210.00	\$ 16,918.90	\$ 11,120.00	\$ 14,960.00	\$ 10,436.50	\$ 14,941.35
February	\$ 16,426.60	\$ (2,974.00)	\$ 13,452.60	\$ 9,742.00	\$ 13,102.00	\$ 13,788.50	\$ 15,521.50	\$ 10,863.50	\$ 11,991.00
March	\$ 24,261.00	\$ (1,538.00)	\$ 22,723.00	\$ 8,530.50	\$ 9,763.00	\$ 12,517.00	\$ 14,826.00	\$ 18,304.90	\$ 11,431.00
April				\$ 5,151.50	\$ 11,932.50	\$ 5,693.50	\$ 16,970.00	\$ 18,441.15	\$ 6,728.00
May				\$ 10,616.00	\$ 13,054.50	\$ 9,258.00	\$ 14,331.00	\$ 17,318.50	\$ 6,131.70
June				\$ 8,384.00	\$ 11,474.50	\$ 13,738.00	\$ 15,151.50	\$ 22,397.00	\$ 6,101.35
July				\$ 6,044.40	\$ 7,862.00	\$ 10,420.50	\$ 15,425.65	\$ 22,694.00	\$ 3,857.00
August				\$ 3,279.50	\$ 9,168.50	\$ 14,957.50	\$ 17,733.75	\$ 17,414.00	\$ 4,634.00
September				\$ 5,208.00	\$ 11,148.35	\$ 15,360.50	\$ 13,837.50	\$ 12,157.00	\$ 2,610.90
Total	\$ 89,405.10	\$ (12,402.00)	\$ 77,003.10	\$ 98,628.40	\$ 145,283.75	\$ 145,420.50	\$ 182,994.20	\$ 157,712.85	\$ 117,035.50

Allocated to Weigh Station Improv.	\$ -	This time last year	\$59,945.00
Allocated to Road and Bridge	\$ 77,003.10	% Change	28.50%

Fiscal Year to Date	\$ 89,405.10	\$ (12,402.00)	\$ 77,003.10	\$ 59,945.00	\$ 80,643.40	\$ 75,992.50	\$ 89,544.80	\$ 47,291.20	\$ 86,972.55
---------------------	--------------	----------------	--------------	--------------	--------------	--------------	--------------	--------------	--------------



Budget for FY 2025/2026

	From Tax rate	County Road and Bridge Operations	Weigh Station Support / Personnel
Justice of Peace Pct 4	\$ 68,687.00	\$ -	\$ -
Weigh Station Utilities/Services	\$ 35,187.00	\$ -	\$ 34,289.00
Weigh Station Personnel	\$ -	\$ -	\$ 27,495.00
Road and Bridge Operations	\$ -	\$ 150,000.00	\$ -
Total	\$ 103,874.00	\$ 150,000.00	\$ 61,784.00



***Walker County
Summary of Debt***

Certificates of Obligation Issue Dated June 1, 2012

Capital Projects

	Issued -Amount	Outstanding Amount	Current Debt Service FY 2025-2026		Total
			Principal	Interest	
Series 2012 - \$20,000,000 due in installments of \$685,000 to \$1,335,000 to mature 06/01/2032 at interest rate of 2.0% to 3.7% - callable August 1, 2032	\$20,000,000	\$8,405,000	\$1,085,000	\$289,599	\$1,374,599
Total Debt Service Capital Projects	\$20,000,000	\$8,405,000	\$1,085,000	\$289,599	\$1,374,599