



*Financial Information
For the Month Ended August 31, 2025
Posted Transactions as of September 25, 2025*

Prepared by:
County Auditor Department

Patricia Allen, County Auditor

Information is presented based on ledger balances and entries posted thru September 25, 2025 for the month ended August 31, 2025, for the fiscal year ending September 30, 2025. This is unaudited information. There are accrual and adjusting entries that have not been posted

As required Local Government Code 114.024

Table of Contents

Fund Balance - Summary of Revenues, Expenditures and Net Transfers to Date 3
Cash and Investments Report 4
Cash and Investments – Agency Funds Maintained by Elected Officials 5
Balance Sheet by Fund 6
Sales Tax Revenue – Comparison by Month and Fiscal Year 21
Weigh Station Revenues – Comparison by Month and Fiscal Year 22
Revenues - Budget vs Actual 23
Expenditures by Category - Budget vs Actual 50
Outstanding Debt – 2012 Certificates of Obligation 64



Summary of Revenues, Expenditures and Net Transfers to Date
As of the Month Ended August 31, 2025
Transactions Posted As of September 25, 2025
For the Fiscal Year Ending September 30, 2025

Ledger Balances	Fund Balance Fiscal Yr Begin	Revenues To Date	Expenditures To Date	Net Transfers Between Funds	Fund Balance This Date
<u>Operating</u>					
101 - General Fund	\$ 13,421,645.75	\$ 31,518,472.25	\$ 27,599,423.49	\$ (644,741.00)	\$ 16,695,953.51
192 - Debt Service Fund	\$ 393,643.67	\$ 1,404,837.45	\$ 1,377,567.54	\$ -	\$ 420,913.58
220 - Road & Bridge	\$ 4,170,623.79	\$ 7,914,550.64	\$ 8,631,700.83	\$ 600,000.00	\$ 4,053,473.60
301 - Walker County EMS Fund	\$ 3,945,983.64	\$ 6,077,271.07	\$ 5,154,194.74	\$ -	\$ 4,869,059.97
180 - Public Safety Seized Money Fund	\$ -	\$ -	\$ -	\$ -	\$ -
185 - General Fund - Healthy County Initiative Fund	\$ 15,865.36	\$ 4,517.16	\$ 5,409.07	\$ -	\$ 14,973.45
	21,947,762.21	46,919,648.57	42,768,295.67	(44,741.00)	\$ 26,054,374.11
<u>Projects</u>					
105 - General Projects Fund	\$ 5,455,650.15	\$ 205,463.86	\$ 1,058,810.98	\$ -	\$ 4,602,303.03
115 - General Capital Projects Fund	\$ 5,779,941.82	\$ 238,201.94	\$ 58,100.00	\$ -	\$ 5,960,043.76
119 - ARP Funds	\$ 583,588.01	\$ 13,040.56	\$ 402,103.34	\$ -	\$ 194,525.23
<u>Grants/Other Funds</u>					
186 - State Sheriff Grant	\$ 100,899.93	\$ 3,037.95	\$ 86,899.50	\$ -	\$ 17,038.38
187 - State CDA Grant	\$ -	\$ 1.13	\$ -	\$ -	\$ 1.13
221 - RB Grant-CDBG-MIT F003	\$ -	\$ 150,209.78	\$ 150,209.78	\$ -	\$ -
222 - RB Grant-CDBG-MIT E999	\$ -	\$ 225,590.38	\$ 225,590.38	\$ -	\$ -
401 - SB22-CDA Grant FY 2025	\$ -	\$ 281,730.85	\$ 252,057.11	\$ -	\$ 29,673.74
410 - SB22-Sheriff Grant FY 2025	\$ -	\$ 518,009.57	\$ 316,597.92	\$ -	\$ 201,411.65
473 - SO Auto Task Force Grant	\$ -	\$ 92,162.44	\$ 92,162.44	\$ -	\$ -
474 - CDA Victims Assistance Grant	\$ -	\$ 44,492.11	\$ 74,260.64	\$ 15,882.00	\$ (13,886.53)
481 - Jag Grants	\$ -	\$ 1,992.42	\$ 1,992.42	\$ -	\$ -
511 - County Records Management and Preservation	\$ 5,699.00	\$ 2,690.09	\$ -	\$ -	\$ 8,389.09
512 - County Records Preservation II Fund	\$ 71,210.32	\$ 2,980.72	\$ -	\$ -	\$ 74,191.04
515 - County Clerk Records Management and Presen	\$ 382,489.92	\$ 122,166.48	\$ 83,691.61	\$ -	\$ 420,964.79
516 - County Clerk Records Archive Fund	\$ 370,423.85	\$ 103,169.90	\$ 7,746.75	\$ -	\$ 465,847.00
517 - Court Facilities Fund	\$ 62,705.53	\$ 23,249.00	\$ -	\$ -	\$ 85,954.53
518 - District Clerk Records Preservation	\$ 92,873.61	\$ 27,754.00	\$ -	\$ -	\$ 120,627.61
519 - District Clerk Rider Fund	\$ 102,392.54	\$ 80,939.98	\$ 11,483.17	\$ -	\$ 171,849.35
520 - District Clerk Archive Fund	\$ 6,269.14	\$ 73.80	\$ -	\$ -	\$ 6,342.94
523 - County Jury Fee Fund	\$ 1,979.74	\$ 856.38	\$ -	\$ -	\$ 2,836.12
524 - County Jury Fund	\$ 11,584.97	\$ 10,887.25	\$ -	\$ -	\$ 22,472.22
525 - Court Reporter Services Fund	\$ 22,360.56	\$ 27,464.40	\$ 20,606.31	\$ -	\$ 29,218.65
526 - County Law Library Fund	\$ 85,905.00	\$ 39,998.57	\$ 17,815.93	\$ -	\$ 108,087.64
527 - Language Access Fund	\$ 8,731.14	\$ 8,580.93	\$ 14,653.60	\$ -	\$ 2,658.47
536 - Courthouse Security Fund	\$ 21,464.35	\$ 36,452.37	\$ 91,458.51	\$ 44,741.00	\$ 11,199.21
537 - Justice Courts Security Fund	\$ 65,031.84	\$ 5,963.35	\$ -	\$ -	\$ 70,995.19
538 - JP Truancy Prevention and Diversion	\$ 64,406.39	\$ 15,519.18	\$ -	\$ -	\$ 79,925.57
539 - County Speciality Court Programs	\$ 24,604.82	\$ 7,279.23	\$ -	\$ -	\$ 31,884.05
550 - Justice Courts Technology Fund	\$ 92,017.97	\$ 16,066.26	\$ 23,690.59	\$ -	\$ 84,393.64
551 - County and District Courts Technology Fund	\$ 3,560.44	\$ 1,534.51	\$ -	\$ -	\$ 5,094.95
552- Child Abuse Prevention Fund	\$ 2,900.56	\$ 821.67	\$ -	\$ -	\$ 3,722.23
560 - District Attorney Prosecutors Supplement Fund	\$ -	\$ 20,286.48	\$ 20,286.48	\$ -	\$ -
561 - Pretrial Intervention Program Fund	\$ 162,688.72	\$ 36,641.20	\$ 672.58	\$ -	\$ 198,657.34
562 - District Attorney Forfeiture Fund	\$ 223,459.66	\$ 27,222.24	\$ 7,724.73	\$ -	\$ 242,957.17
563 - District Attorney Hot Check Fee Fund	\$ 362.61	\$ 262.00	\$ 13.97	\$ -	\$ 610.64
574 - Sheriff Forfeiture Fund	\$ 593,683.40	\$ 25,924.44	\$ 45,835.50	\$ -	\$ 573,772.34
576 - Sheriff Inmate Medical Fund	\$ 70,075.96	\$ 6,481.23	\$ -	\$ -	\$ 76,557.19
577 - DOJ-Equitable Sharing Fund	\$ 519,106.91	\$ 193,382.71	\$ -	\$ -	\$ 712,489.62
578 - Sheriff Commissary Fund	\$ 543,078.35	\$ 177,675.97	\$ 52,887.25	\$ -	\$ 667,867.07
583 - Elections Equipment Fund	\$ 43,105.91	\$ 36,280.66	\$ 45,545.00	\$ -	\$ 33,841.57
584 - Tax Assessor Elections Service Contract Fund	\$ 67,723.36	\$ 14,655.37	\$ 4,556.33	\$ -	\$ 77,822.40
589 - Tax Assessor Special Inventory Fee Fund	\$ 53,288.08	\$ 15,561.74	\$ 7,942.35	\$ -	\$ 60,907.47
601 - SPU Civil/Criminal/Juvenile Grant/Allocations	\$ -	\$ 5,151,549.93	\$ 6,033,244.11	\$ -	\$ (881,694.18)
640 - Juvenile Grant Fund (Title IV E)	\$ 83,445.44	\$ 3,390.30	\$ 462.00	\$ -	\$ 86,373.74
641 - Juvenile Grant State Aid Fund	\$ -	\$ 519,079.30	\$ 497,040.77	\$ -	\$ 22,038.53
645 - Juvenile HGAC Services Grant	\$ -	\$ 6,580.00	\$ 6,020.00	\$ -	\$ 560.00
615 - Adult Probation-Basic Services Fund	\$ 427,546.64	\$ 1,350,359.35	\$ 1,348,373.70	\$ (29,282.81)	\$ 400,249.48
616 - Adult Probation-Court Services Fund	\$ -	\$ 176,724.53	\$ 215,569.72	\$ 21,982.24	\$ (16,862.95)
617 - Adult Probation-Substance Abuse Services Fund	\$ -	\$ 106,551.77	\$ 118,028.96	\$ 2,519.14	\$ (8,958.05)
618 - Adult Probation-Pretrial Diversion	\$ -	\$ 32,629.33	\$ 40,007.54	\$ 4,781.43	\$ (2,596.78)
701 - Retiree Health Insurance Fund	\$ 2,231,268.97	\$ 94,279.30	\$ -	\$ -	\$ 2,325,548.27
802 - Walker County Public Safety Communications Center	\$ 1,448,911.90	\$ 1,599,528.73	\$ 1,294,593.25	\$ -	\$ 1,753,847.38
	8,067,257.53	11,446,721.28	11,209,720.90	60,623.00	8,364,880.91
	\$ 41,834,199.72	\$ 58,823,076.21	\$ 55,497,030.89	\$ 15,882.00	\$ 45,176,127.04



Cash and Investments Report
For the Month Ended August 31, 2025
Transactions Posted as of September 25, 2025
For the Fiscal Year Ending September 30, 2025

	Other Bank							
	Cash	Accounts	Texpool	MBIA	Wells Fargo		Total	
Operating								
101 - General Fund	\$ 4,079,533.03	\$ 152,695.15	\$ 5,650,661.83	\$ 1,490,987.80	\$ 6,750,697.48	\$	18,124,575.29	
192 - Debt Service Fund	18,736.19	-	394,204.58	-	-	\$	412,940.77	
220 - Road & Bridge	(46,900.23)	-	1,673,719.54	-	-	\$	1,626,819.31	
301 - Walker County EMS Fund	(4,181.08)	33,033.85	4,537,933.72	70,582.84	184,310.11	\$	4,821,679.44	
180 - Public Safety Seized Money Fund	-	-	70,592.59	-	-	\$	70,592.59	
185 - General Fund - Healthy County Initiative Fund	1,194.71	-	15,941.33	-	-	\$	17,136.04	
	4,048,382.62	185,729.00	12,343,053.59	1,561,570.64	6,935,007.59		25,073,743.44	
Projects								
105 - General Projects Fund	-	-	3,334,345.66	937,752.79	371,888.03		4,643,986.48	
115 - General Capital Projects Fund	-	-	5,960,043.76	-	-		5,960,043.76	
119- ARP Funds	183,481.84	11,043.39	-	-	-	\$	194,525.23	
Grants/Other Funds								
186 - State Sheriff Grant	-	-	17,038.38	-	-		17,038.38	
187 - State CDA Grant	-	-	34.82	-	-		34.82	
221 - RB Grant-CDBG-MIT F003	(114,151.43)	-	-	-	-		(114,151.43)	
222 - RB Grant-CDBG-MIT E999	(146,748.00)	-	-	-	-		(146,748.00)	
401 - SB22-CDA Grant FY 2025	-	-	40,410.95	-	-		40,410.95	
410 - SB22-Sheriff Grant FY 2025	-	-	255,554.14	-	-		255,554.14	
473 - SO Auto Task Force Grant	(14,358.53)	-	-	-	-		(14,358.53)	
474 - CDA Victims Grant	(13,886.53)	-	-	-	-		(13,886.53)	
481 - Jag Grants	(1,992.42)	-	-	-	-		(1,992.42)	
488 - CDBG Grants	(3,850.00)	-	-	-	-		(3,850.00)	
511 - County Records Management and Preservation Fund	8,389.09	-	-	-	-		8,389.09	
512 - County Records Preservation II Fund	3,133.50	-	71,057.54	-	-		74,191.04	
515 - County Clerk Records Management and Preservation Fund	23,909.50	-	319,753.60	77,301.69	-		420,964.79	
516 - County Clerk Records Archive Fund	87,211.17	-	378,635.83	-	-		465,847.00	
517 - Court Facilities Fund	27,376.32	-	58,578.21	-	-		85,954.53	
518 - District Clerk Records Preservation	70,820.95	-	49,806.66	-	-		120,627.61	
519 - District Clerk Rider Fund	54,313.30	-	117,536.05	-	-		171,849.35	
520 - District Clerk Archive Fund	6,342.94	-	-	-	-		6,342.94	
523 - County Jury Fee Fund	2,836.12	-	-	-	-		2,836.12	
524 - County Jury Fund	16,982.09	-	5,490.13	-	-		22,472.22	
525 - Court Reporter Services Fund	20,989.36	-	10,980.29	-	-		31,969.65	
526 - County Law Library Fund	34,119.90	-	74,615.00	-	-		108,734.90	
527 - Language Access Fund	2,658.47	-	-	-	-		2,658.47	
536 - Courthouse Security Fund	11,199.21	-	-	-	-		11,199.21	
537 - Justice Courts Security Fund	18,161.53	-	52,833.66	-	-		70,995.19	
538 - JP Truancy Prevention and Diversion	75,357.42	-	4,568.15	-	-		79,925.57	
539 - County Specialty Court Revenues Fund	20,267.69	-	11,616.36	-	-		31,884.05	
540 - Fire Suppression-US Forest Service Fund	0.00	-	17,354.47	-	-		17,354.47	
550 - Justice Courts Technology Fund	6,656.30	-	77,737.34	-	-		84,393.64	
551 - County and District Courts Technology Fund	4,143.31	-	951.64	-	-		5,094.95	
552 - Child Abuse Prevention Fund	3,722.23	-	-	-	-		3,722.23	
560 - District Attorney Prosecutors Supplement Fund	3,798.37	-	-	-	-		3,798.37	
561 - Pretrial Intervention Program Fund	35,896.53	-	162,760.81	-	-		198,657.34	
562 - District Attorney Forfeiture Fund	15,326.15	-	231,086.93	-	-		246,413.08	
563 - District Attorney Hot Check Fee Fund	610.64	-	-	-	-		610.64	
574 - Sheriff Forfeiture Fund	0.00	985.07	577,763.53	-	-		578,748.60	
576 - Sheriff Inmate Medical Fund	13,839.58	-	62,717.61	-	-		76,557.19	
577 - DOJ-Equitable Sharing Fund	96,209.42	-	588,351.85	27,928.35	-		712,489.62	
578 - Sheriff Commissary Fund	44,033.64	-	618,860.31	-	-		662,893.95	
583 - Elections Equipment Fund	33,841.57	-	-	-	-		33,841.57	
584 - Tax Assessor Elections Service Contract Fund	14,124.37	-	63,698.03	-	-		77,822.40	
589 - Tax Assessor Special Inventory Fee Fund	0.00	-	68,849.82	-	-		68,849.82	
601 - SPU Civil/Criminal/Juvenile Grant/Allocations	(1,315,066.80)	-	-	-	-		(1,315,066.80)	
640 - Juvenile Grant Fund (Title IVE)	1,339.08	-	85,034.66	-	-		86,373.74	
641 - Juvenile Grant State Aid Fund	37,164.75	-	-	-	-		37,164.75	
645 - Juvenile Services - HGAC Grant	(3,420.00)	-	-	-	-		(3,420.00)	
701 - Retiree Health Insurance Fund	0.00	-	920,813.73	1,404,734.54	-		2,325,548.27	
County Treasurer Agency Funds								
615 - Adult Probation-Basic Services Fund	171,261.86	30.00	98,942.36	134,748.26	-		404,982.48	
616 - Adult Probation-Court Services Fund	(16,814.65)	-	-	-	-		(16,814.65)	
617 - Adult Probation-Substance Abuse Services Fund	(879.26)	-	-	-	-		(879.26)	
618 - Pretrial Diversion	(2,596.78)	-	-	-	-		(2,596.78)	
802 - Walker County Public Safety Communications Center	155,513.40	-	1,599,478.54	-	-		1,754,991.94	
810 - Agency Fund - LEOSE Training Funds	88,128.70	-	-	-	-		88,128.70	
	(424,085.94)	1,015.07	6,642,911.40	1,644,712.84	0.00		7,864,553.37	
	\$ 3,807,778.52	\$ 197,787.46	\$ 28,280,354.41	\$ 4,144,036.27	\$ 7,306,895.62	\$	43,736,852.28	



Cash and Investments Report

As of August 31, 2025

Transactions Posted as of September 25, 2025

	Cash	ICT	Certificates of Deposit	Total
Agency Funds Maintained by the Department (Balance as of Last Date Reported by the Department)				
850 Agency Fund - County Clerk	\$ 2,480,401.44	\$ 257,531.88	\$ -	\$ 2,737,933.32
851 Agency Fund - District Clerk	\$ 1,149,780.25	\$ -	\$ 564,208.07	\$ 1,713,988.32
852 Agency Fund - Criminal District Attorney	\$ 2,522.23	\$ -	\$ -	\$ 2,522.23
853 Agency Fund - Tax Assessor	\$ 1,050,182.00	\$ -	\$ -	\$ 1,050,182.00
854 Agency Fund - Sheriff	\$ 97,719.11	\$ -	\$ -	\$ 97,719.11
855 Agency Fund - Juvenile	\$ 970.92	\$ -	\$ -	\$ 970.92
856 Agency Fund - County Treasurer Jury	\$ 571.84	\$ -	\$ -	\$ 571.84
857 Agency Fund - Justice of Peace Precinct 4	\$ 4,006.97	\$ -	\$ -	\$ 4,006.97
858 Agency Fund - Adult Probation	\$ 4,603.79	\$ -	\$ -	\$ 4,603.79
	\$ 4,790,758.55	\$ 257,531.88	\$ 564,208.07	\$ 5,612,498.50



Walker County, Texas
Financial Information-Ledger Balances
Balance Sheet Accounts
and Changes in Fund Balance
Unadjusted and Unaudited Information
As of the Month Ended August 31, 2025
For the Fiscal Year Ending September 30, 2025

Posted as of September 25, 2025

	101	180	192	220
	General Fund	Seizure Fund	Debt Service	Road and Bridge
Assets				
Cash Disbursement Accounts	4,079,533.03	\$ -	\$ 18,736.19	\$ (46,900.23)
Cash in Bank - Other than Disbursement Accounts	152,695.15	\$ -	\$ -	\$ -
Cash Equivalent Texpool	5,650,661.83	70,592.59	394,204.58	1,673,719.54
Cash Equivalent MBIA	1,490,987.80	-	-	-
Cash Equivalent DWS	-	-	-	-
Cash Equivalent - Wells Fargo	6,750,697.48	-	-	-
Cash Equivalent Deferred Revenue	-	-	-	-
Certificate of Deposit	-	-	-	-
Cash Other	-	-	-	-
Taxes Receivable	1,045,534.43	-	70,357.60	-
Accounts Receivable/Billings to Others	23,524.40	-	-	39,465.63
Accounts Receivable - EMS Billings	-	-	-	-
Due from Other Funds	25,737.21	-	-	-
Due from Others	87,585.64	-	-	0.93
Due from Other Governments	922,408.47	-	-	2,666,599.22
Prepaid Expenditures	75,649.92	-	-	-
Total Assets	20,305,015.36	70,592.59	483,298.37	4,332,885.09
Liabilities				
Accounts Payable	212,516.55	-	-	259,363.74
Retainage Payable	-	-	-	-
Due to Other Governments/State Agencies	99,633.59	-	-	-
Due to Other Funds	-	-	-	15,000.00
Due to Others	28,062.92	70,592.59	-	5,047.75
Payroll, Accrued Payroll and Employee Benefits Payable	2,333,197.40	-	-	-
Deferred Revenues	935,651.39	-	62,384.79	-
Agency Accounts Due to Others	-	-	-	-
Total Liabilities	3,609,061.85	70,592.59	62,384.79	279,411.49
Fund Balance Information				
Total Revenues-Fiscal Year to date	31,518,472.25	-	1,404,837.45	7,914,550.64
Total Expenses-Fiscal Year to date	(27,599,423.49)	(.00)	(1,377,567.54)	(8,631,700.83)
Excess (Deficit) of Revenues Over (Under) Expenditures	3,919,048.76	-	27,269.91	(717,150.19)
Other Sources (Uses) of Funds				
Transfers In From Other Funds	-	-	-	600,000.00
Transfers to Other Funds	(644,741.00)	(.00)	(.00)	(.00)
Issue of Certificates of Obligation	-	-	-	-
Total Other Financing Sources (Uses)	(644,741.00)	-	-	600,000.00
Net Change in Fund Balance-Fiscal Year to Date	3,274,307.76	-	27,269.91	(117,150.19)
Fund Balance at Beginning of Year	13,421,645.75	-	393,643.67	4,170,623.79
Fund Balance End of Reporting Period	16,695,953.51	-	420,913.58	4,053,473.60
Total Liabilities and Fund Balance	\$ 20,305,015.36	\$ 70,592.59	\$ 483,298.37	\$ 4,332,885.09



Posted as of September 25, 2025

	301	105	115	119
	EMS	General Projects	General Capital Projects	Covid 19 Relief Fund
Assets				
Cash Disbursement Accounts	\$ (4,181.08)	\$ -	\$ -	\$ 183,481.84
Cash in Bank - Other than Disbursement Accounts	\$ 33,033.85	\$ -	\$ -	\$ 11,043.39
Cash Equivalent Texpool	4,537,933.72	3,334,345.66	5,960,043.76	-
Cash Equivalent MBIA	70,582.84	937,752.79	-	-
Cash Equivalent DWS	-	-	-	-
Cash Equivalent - Wells Fargo	184,310.11	371,888.03	-	-
Cash Equivalent Deferred Revenue	-	-	-	-
Certificate of Deposit	-	-	-	-
Cash Other	-	-	-	-
Taxes Receivable	-	-	-	-
Accounts Receivable/Billings to Others	-	-	-	-
Accounts Receivable - EMS Billings	116,517.18	-	-	-
Due from Other Funds	-	-	-	-
Due from Others	476.00	-	-	-
Due from Other Governments	-	-	-	-
Prepaid Expenditures	-	-	-	-
Total Assets	4,938,672.62	4,643,986.48	5,960,043.76	194,525.23
Liabilities				
Accounts Payable	69,612.65	41,683.45	-	-
Retainage Payable	-	-	-	-
Due to Other Governments/State Agencies	-	-	-	-
Due to Other Funds	-	-	-	-
Due to Others	-	-	-	-
Payroll, Accrued Payroll and Employee Benefits Payable	-	-	-	-
Deferred Revenues	-	-	-	-
Agency Accounts Due to Others	-	-	-	-
Total Liabilities	69,612.65	41,683.45	-	-
Fund Balance Information				
Total Revenues-Fiscal Year to date	6,077,271.07	205,463.86	238,201.94	13,040.56
Total Expenses-Fiscal Year to date	(5,154,194.74)	(1,058,810.98)	(58,100.00)	(402,103.34)
Excess (Deficit) of Revenues Over (Under) Expenditures	923,076.33	(853,347.12)	180,101.94	(389,062.78)
Other Sources (Uses) of Funds				
Transfers In From Other Funds	-	-	-	-
Transfers to Other Funds	(.00)	(.00)	(.00)	(.00)
Issue of Certificates of Obligation	-	-	-	-
Total Other Financing Sources (Uses)	-	-	-	-
Net Change in Fund Balance-Fiscal Year to Date	923,076.33	(853,347.12)	180,101.94	(389,062.78)
Fund Balance at Beginning of Year	3,945,983.64	5,455,650.15	5,779,941.82	583,588.01
Fund Balance End of Reporting Period	4,869,059.97	4,602,303.03	5,960,043.76	194,525.23
Total Liabilities and Fund Balance	\$ 4,938,672.62	\$ 4,643,986.48	\$ 5,960,043.76	\$ 194,525.23



Posted as of September 25, 2025

	185 Healthy County Initiative	186.187 Senate Bill 22	221 Road & Bridge CDBG-MIT F003	222 Road & Bridge CDBG-MIT E999
Assets				
Cash Disbursement Accounts	\$ 1,194.71	\$ -	\$ (114,151.43)	\$ (146,748.00)
Cash in Bank - Other than Disbursement Accounts	\$ -	\$ -	\$ -	\$ -
Cash Equivalent Texpool	15,941.33	17,073.20	-	-
Cash Equivalent MBIA	-	-	-	-
Cash Equivalent DWS	-	-	-	-
Cash Equivalent - Wells Fargo	-	-	-	-
Cash Equivalent Deferred Revenue	-	-	-	-
Certificate of Deposit	-	-	-	-
Cash Other	-	-	-	-
Taxes Receivable	-	-	-	-
Accounts Receivable/Billings to Others	-	-	-	-
Accounts Receivable - EMS Billings	-	-	-	-
Due from Other Funds	-	-	-	-
Due from Others	12.29	-	-	-
Due from Other Governments	-	-	150,209.78	225,590.38
Prepaid Expenditures	-	-	-	-
Total Assets	17,148.33	17,073.20	36,058.35	78,842.38
Liabilities				
Accounts Payable	2,174.88	-	36,058.35	78,842.38
Retainage Payable	-	-	-	-
Due to Other Governments/State Agencies	-	33.69	-	-
Due to Other Funds	-	-	-	-
Due to Others	-	-	-	-
Payroll, Accrued Payroll and Employee Benefits Payable	-	-	-	-
Deferred Revenues	-	-	-	-
Agency Accounts Due to Others	-	-	-	-
Total Liabilities	2,174.88	33.69	36,058.35	78,842.38
Fund Balance Information				
Total Revenues-Fiscal Year to date	4,517.16	3,039.08	150,209.78	225,590.38
Total Expenses-Fiscal Year to date	(5,409.07)	(86,899.50)	(150,209.78)	(225,590.38)
Excess (Deficit) of Revenues Over (Under) Expenditures	(891.91)	(83,860.42)		
Other Sources (Uses) of Funds				
Transfers In From Other Funds	-	-	-	-
Transfers to Other Funds	(.00)	(.00)	(.00)	(.00)
Issue of Certificates of Obligation	-	-	-	-
Total Other Financing Sources (Uses)				
Net Change in Fund Balance-Fiscal Year to Date	(891.91)	(83,860.42)		
Fund Balance at Beginning of Year	15,865.36	100,899.93		
Fund Balance End of Reporting Period	14,973.45	17,039.51	-	-
Total Liabilities and Fund Balance	\$ 17,148.33	\$ 17,073.20	\$ 36,058.35	\$ 78,842.38



Posted as of September 25, 2025

	511 County Records	512 County Records II -Digitize	515 County Clerk Records	516 County Clerk Archive Fund
Assets				
Cash Disbursement Accounts	\$ 8,389.09	\$ 3,133.50	\$ 23,909.50	\$ 87,211.17
Cash in Bank - Other than Disbursement Accounts	\$ -	\$ -	\$ -	\$ -
Cash Equivalent Texpool	-	71,057.54	319,753.60	378,635.83
Cash Equivalent MBIA	-	-	77,301.69	-
Cash Equivalent DWS	-	-	-	-
Cash Equivalent - Wells Fargo	-	-	-	-
Cash Equivalent Deferred Revenue	-	-	-	-
Certificate of Deposit	-	-	-	-
Cash Other	-	-	-	-
Taxes Receivable	-	-	-	-
Accounts Receivable/Billings to Others	-	-	-	-
Accounts Receivable - EMS Billings	-	-	-	-
Due from Other Funds	-	-	-	-
Due from Others	-	-	-	-
Due from Other Governments	-	-	-	-
Prepaid Expenditures	-	-	-	-
Total Assets	8,389.09	74,191.04	420,964.79	465,847.00
Liabilities				
Accounts Payable	-	-	-	-
Retainage Payable	-	-	-	-
Due to Other Governments/State Agencies	-	-	-	-
Due to Other Funds	-	-	-	-
Due to Others	-	-	-	-
Payroll, Accrued Payroll and Employee Benefits Payable	-	-	-	-
Deferred Revenues	-	-	-	-
Agency Accounts Due to Others	-	-	-	-
Total Liabilities	-	-	-	-
Fund Balance Information				
Total Revenues-Fiscal Year to date	2,690.09	2,980.72	122,166.48	103,169.90
Total Expenses-Fiscal Year to date	(.00)	(.00)	(83,691.61)	(7,746.75)
Excess (Deficit) of Revenues Over (Under) Expenditures	2,690.09	2,980.72	38,474.87	95,423.15
Other Sources (Uses) of Funds				
Transfers In From Other Funds	-	-	-	-
Transfers to Other Funds	(.00)	(.00)	(.00)	(.00)
Issue of Certificates of Obligation	-	-	-	-
Total Other Financing Sources (Uses)	-	-	-	-
Net Change in Fund Balance-Fiscal Year to Date	2,690.09	2,980.72	38,474.87	95,423.15
Fund Balance at Beginning of Year	5,699.00	71,210.32	382,489.92	370,423.85
Fund Balance End of Reporting Period	8,389.09	74,191.04	420,964.79	465,847.00
Total Liabilities and Fund Balance	\$ 8,389.09	\$ 74,191.04	\$ 420,964.79	\$ 465,847.00



Posted as of September 25, 2025

	517 Court Facilities Fund	518 District Clerk Records	519 District Clerk Rider Fund	520 District Clerk Archive Fund
Assets				
Cash Disbursement Accounts	\$ 27,376.32	\$ 70,820.95	\$ 54,313.30	\$ 6,342.94
Cash in Bank - Other than Disbursement Accounts	\$ -	\$ -	\$ -	\$ -
Cash Equivalent Texpool	58,578.21	49,806.66	117,536.05	-
Cash Equivalent MBIA	-	-	-	-
Cash Equivalent DWS	-	-	-	-
Cash Equivalent - Wells Fargo	-	-	-	-
Cash Equivalent Deferred Revenue	-	-	-	-
Certificate of Deposit	-	-	-	-
Cash Other	-	-	-	-
Taxes Receivable	-	-	-	-
Accounts Receivable/Billings to Others	-	-	-	-
Accounts Receivable - EMS Billings	-	-	-	-
Due from Other Funds	-	-	-	-
Due from Others	-	-	-	-
Due from Other Governments	-	-	-	-
Prepaid Expenditures	-	-	-	-
Total Assets	85,954.53	120,627.61	171,849.35	6,342.94
Liabilities				
Accounts Payable	-	-	-	-
Retainage Payable	-	-	-	-
Due to Other Governments/State Agencies	-	-	-	-
Due to Other Funds	-	-	-	-
Due to Others	-	-	-	-
Payroll, Accrued Payroll and Employee Benefits Payable	-	-	-	-
Deferred Revenues	-	-	-	-
Agency Accounts Due to Others	-	-	-	-
Total Liabilities	-	-	-	-
Fund Balance Information				
Total Revenues-Fiscal Year to date	23,249.00	27,754.00	80,939.98	73.80
Total Expenses-Fiscal Year to date	(.00)	(.00)	(11,483.17)	(.00)
Excess (Deficit) of Revenues Over (Under) Expenditures	23,249.00	27,754.00	69,456.81	73.80
Other Sources (Uses) of Funds				
Transfers In From Other Funds	-	-	-	-
Transfers to Other Funds	(.00)	(.00)	(.00)	(.00)
Issue of Certificates of Obligation	-	-	-	-
Total Other Financing Sources (Uses)	-	-	-	-
Net Change in Fund Balance-Fiscal Year to Date	23,249.00	27,754.00	69,456.81	73.80
Fund Balance at Beginning of Year	62,705.53	92,873.61	102,392.54	6,269.14
Fund Balance End of Reporting Period	85,954.53	120,627.61	171,849.35	6,342.94
Total Liabilities and Fund Balance	\$ 85,954.53	\$ 120,627.61	\$ 171,849.35	\$ 6,342.94



Posted as of September 25, 2025

	523 Jury Fund	524 Court Jury Fund	525 Court Reporter Service Fund	526 Law Library
Assets				
Cash Disbursement Accounts	\$ 2,836.12	\$ 16,982.09	\$ 20,989.36	\$ 34,119.90
Cash in Bank - Other than Disbursement Accounts	\$ -	\$ -	\$ -	\$ -
Cash Equivalent Texpool	-	5,490.13	10,980.29	74,615.00
Cash Equivalent MBIA	-	-	-	-
Cash Equivalent DWS	-	-	-	-
Cash Equivalent - Wells Fargo	-	-	-	-
Cash Equivalent Deferred Revenue	-	-	-	-
Certificate of Deposit	-	-	-	-
Cash Other	-	-	-	-
Taxes Receivable	-	-	-	-
Accounts Receivable/Billings to Others	-	-	-	-
Accounts Receivable - EMS Billings	-	-	-	-
Due from Other Funds	-	-	-	-
Due from Others	-	-	-	-
Due from Other Governments	-	-	-	-
Prepaid Expenditures	-	-	-	-
Total Assets	2,836.12	22,472.22	31,969.65	108,734.90
Liabilities				
Accounts Payable	-	-	2,751.00	647.26
Retainage Payable	-	-	-	-
Due to Other Governments/State Agencies	-	-	-	-
Due to Other Funds	-	-	-	-
Due to Others	-	-	-	-
Payroll, Accrued Payroll and Employee Benefits Payable	-	-	-	-
Deferred Revenues	-	-	-	-
Agency Accounts Due to Others	-	-	-	-
Total Liabilities	-	-	2,751.00	647.26
Fund Balance Information				
Total Revenues-Fiscal Year to date	856.38	10,887.25	27,464.40	39,998.57
Total Expenses-Fiscal Year to date	(.00)	(.00)	(20,606.31)	(17,815.93)
Excess (Deficit) of Revenues Over (Under) Expenditures	856.38	10,887.25	6,858.09	22,182.64
Other Sources (Uses) of Funds				
Transfers In From Other Funds	-	-	-	-
Transfers to Other Funds	(.00)	(.00)	(.00)	(.00)
Issue of Certificates of Obligation	-	-	-	-
Total Other Financing Sources (Uses)	-	-	-	-
Net Change in Fund Balance-Fiscal Year to Date	856.38	10,887.25	6,858.09	22,182.64
Fund Balance at Beginning of Year	1,979.74	11,584.97	22,360.56	85,905.00
Fund Balance End of Reporting Period	2,836.12	22,472.22	29,218.65	108,087.64
Total Liabilities and Fund Balance	\$ 2,836.12	\$ 22,472.22	\$ 31,969.65	\$ 108,734.90



Posted as of September 25, 2025

	527 Language Access Fund	536 Courthouse Security	537 Justice Courts Security	538 JP Truancy Prevention/Diversion
Assets				
Cash Disbursement Accounts	\$ 2,658.47	\$ 11,199.21	\$ 18,161.53	\$ 75,357.42
Cash in Bank - Other than Disbursement Accounts	\$ -	\$ -	\$ -	\$ -
Cash Equivalent Texpool	-	-	52,833.66	4,568.15
Cash Equivalent MBIA	-	-	-	-
Cash Equivalent DWS	-	-	-	-
Cash Equivalent - Wells Fargo	-	-	-	-
Cash Equivalent Deferred Revenue	-	-	-	-
Certificate of Deposit	-	-	-	-
Cash Other	-	-	-	-
Taxes Receivable	-	-	-	-
Accounts Receivable/Billings to Others	-	-	-	-
Accounts Receivable - EMS Billings	-	-	-	-
Due from Other Funds	-	-	-	-
Due from Others	-	-	-	-
Due from Other Governments	-	-	-	-
Prepaid Expenditures	-	-	-	-
Total Assets	2,658.47	11,199.21	70,995.19	79,925.57
Liabilities				
Accounts Payable	-	-	-	-
Retainage Payable	-	-	-	-
Due to Other Governments/State Agencies	-	-	-	-
Due to Other Funds	-	-	-	-
Due to Others	-	-	-	-
Payroll, Accrued Payroll and Employee Benefits Payable	-	-	-	-
Deferred Revenues	-	-	-	-
Agency Accounts Due to Others	-	-	-	-
Total Liabilities	-	-	-	-
Fund Balance Information				
Total Revenues-Fiscal Year to date	8,580.93	36,452.37	5,963.35	15,519.18
Total Expenses-Fiscal Year to date	(14,653.60)	(91,458.51)	(.00)	(.00)
Excess (Deficit) of Revenues Over (Under) Expenditures	(6,072.67)	(55,006.14)	5,963.35	15,519.18
Other Sources (Uses) of Funds				
Transfers In From Other Funds	-	44,741.00	-	-
Transfers to Other Funds	(.00)	(.00)	(.00)	(.00)
Issue of Certificates of Obligation	-	-	-	-
Total Other Financing Sources (Uses)	-	44,741.00	-	-
Net Change in Fund Balance-Fiscal Year to Date	(6,072.67)	(10,265.14)	5,963.35	15,519.18
Fund Balance at Beginning of Year	8,731.14	21,464.35	65,031.84	64,406.39
Fund Balance End of Reporting Period	2,658.47	11,199.21	70,995.19	79,925.57
Total Liabilities and Fund Balance	\$ 2,658.47	\$ 11,199.21	\$ 70,995.19	\$ 79,925.57



Posted as of September 25, 2025

	539 Speciality Court Programs	540 US Forest Fire Suppression	550 Justice Courts Technology	551 County/District Court Technology
Assets				
Cash Disbursement Accounts	\$ 20,267.69	\$ -	\$ 6,656.30	\$ 4,143.31
Cash in Bank - Other than Disbursement Accounts	\$ -	\$ -	\$ -	\$ -
Cash Equivalent Texpool	11,616.36	17,354.47	77,737.34	951.64
Cash Equivalent MBIA	-	-	-	-
Cash Equivalent DWS	-	-	-	-
Cash Equivalent - Wells Fargo	-	-	-	-
Cash Equivalent Deferred Revenue	-	-	-	-
Certificate of Deposit	-	-	-	-
Cash Other	-	-	-	-
Taxes Receivable	-	-	-	-
Accounts Receivable/Billings to Others	-	-	-	-
Accounts Receivable - EMS Billings	-	-	-	-
Due from Other Funds	-	-	-	-
Due from Others	-	-	-	-
Due from Other Governments	-	-	-	-
Prepaid Expenditures	-	-	-	-
Total Assets	31,884.05	17,354.47	84,393.64	5,094.95
Liabilities				
Accounts Payable	-	17,354.47	-	-
Retainage Payable	-	-	-	-
Due to Other Governments/State Agencies	-	-	-	-
Due to Other Funds	-	-	-	-
Due to Others	-	-	-	-
Payroll, Accrued Payroll and Employee Benefits Payable	-	-	-	-
Deferred Revenues	-	-	-	-
Agency Accounts Due to Others	-	-	-	-
Total Liabilities	-	17,354.47	-	-
Fund Balance Information				
Total Revenues-Fiscal Year to date	7,279.23	-	16,066.26	1,534.51
Total Expenses-Fiscal Year to date	(.00)	(.00)	(23,690.59)	(.00)
Excess (Deficit) of Revenues Over (Under) Expenditures	7,279.23	-	(7,624.33)	1,534.51
Other Sources (Uses) of Funds				
Transfers In From Other Funds	-	-	-	-
Transfers to Other Funds	(.00)	(.00)	(.00)	(.00)
Issue of Certificates of Obligation	-	-	-	-
Total Other Financing Sources (Uses)	-	-	-	-
Net Change in Fund Balance-Fiscal Year to Date	7,279.23	-	(7,624.33)	1,534.51
Fund Balance at Beginning of Year	24,604.82	-	92,017.97	3,560.44
Fund Balance End of Reporting Period	31,884.05	-	84,393.64	5,094.95
Total Liabilities and Fund Balance	\$ 31,884.05	\$ 17,354.47	\$ 84,393.64	\$ 5,094.95



Posted as of September 25, 2025

	552 Child Abuse Prevention Fund	560 Prosecutor Supplement	561 Diversion Fund	562 District Attorney Forfeiture
Assets				
Cash Disbursement Accounts	\$ 3,722.23	\$ 3,798.37	\$ 35,896.53	\$ 15,326.15
Cash in Bank - Other than Disbursement Accounts	\$ -	\$ -	\$ -	\$ -
Cash Equivalent Texpool	-	-	162,760.81	231,086.93
Cash Equivalent MBIA	-	-	-	-
Cash Equivalent DWS	-	-	-	-
Cash Equivalent - Wells Fargo	-	-	-	-
Cash Equivalent Deferred Revenue	-	-	-	-
Certificate of Deposit	-	-	-	-
Cash Other	-	-	-	-
Taxes Receivable	-	-	-	-
Accounts Receivable/Billings to Others	-	-	-	-
Accounts Receivable - EMS Billings	-	-	-	-
Due from Other Funds	-	-	-	-
Due from Others	-	-	-	-
Due from Other Governments	-	-	-	-
Prepaid Expenditures	-	-	-	-
Total Assets	3,722.23	3,798.37	198,657.34	246,413.08
Liabilities				
Accounts Payable	-	3,798.37	-	3,455.91
Retainage Payable	-	-	-	-
Due to Other Governments/State Agencies	-	-	-	-
Due to Other Funds	-	-	-	-
Due to Others	-	-	-	-
Payroll, Accrued Payroll and Employee Benefits Payable	-	-	-	-
Deferred Revenues	-	-	-	-
Agency Accounts Due to Others	-	-	-	-
Total Liabilities	-	3,798.37	-	3,455.91
Fund Balance Information				
Total Revenues-Fiscal Year to date	821.67	20,286.48	36,641.20	27,222.24
Total Expenses-Fiscal Year to date	(.00)	(20,286.48)	(672.58)	(7,724.73)
Excess (Deficit) of Revenues Over (Under) Expenditures	821.67	-	35,968.62	19,497.51
Other Sources (Uses) of Funds				
Transfers In From Other Funds	-	-	-	-
Transfers to Other Funds	(.00)	(.00)	(.00)	(.00)
Issue of Certificates of Obligation	-	-	-	-
Total Other Financing Sources (Uses)	-	-	-	-
Net Change in Fund Balance-Fiscal Year to Date	821.67	-	35,968.62	19,497.51
Fund Balance at Beginning of Year	2,900.56	-	162,688.72	223,459.66
Fund Balance End of Reporting Period	3,722.23	-	198,657.34	242,957.17
Total Liabilities and Fund Balance	\$ 3,722.23	\$ 3,798.37	\$ 198,657.34	\$ 246,413.08



Posted as of September 25, 2025

	563 Hot Check	574 Sheriff Forfeiture	576 Sheriff Inmate Medical	577 DOJ Equitable Sharing	578 Sheriff Commissary
Assets					
Cash Disbursement Accounts	\$ 610.64	\$ -	\$ 13,839.58	\$ 96,209.42	\$ 44,033.64
Cash in Bank - Other than Disbursement Accounts	\$ -	\$ 985.07	\$ -	\$ -	\$ -
Cash Equivalent Texpool	-	577,763.53	62,717.61	588,351.85	618,860.31
Cash Equivalent MBIA	-	-	-	27,928.35	-
Cash Equivalent DWS	-	-	-	-	-
Cash Equivalent - Wells Fargo	-	-	-	-	-
Cash Equivalent Deferred Revenue	-	-	-	-	-
Certificate of Deposit	-	-	-	-	-
Cash Other	-	-	-	-	-
Taxes Receivable	-	-	-	-	-
Accounts Receivable/Billings to Others	-	-	-	-	11,630.00
Accounts Receivable - EMS Billings	-	-	-	-	-
Due from Other Funds	-	-	-	-	-
Due from Others	-	-	-	-	-
Due from Other Governments	-	-	-	-	-
Prepaid Expenditures	-	-	-	-	-
Total Assets	610.64	578,748.60	76,557.19	712,489.62	674,523.95
Liabilities					
Accounts Payable	-	4,976.26	-	-	6,656.88
Retainage Payable	-	-	-	-	-
Due to Other Governments/State Agencies	-	-	-	-	-
Due to Other Funds	-	-	-	-	-
Due to Others	-	-	-	-	-
Payroll, Accrued Payroll and Employee Benefits Payable	-	-	-	-	-
Deferred Revenues	-	-	-	-	-
Agency Accounts Due to Others	-	-	-	-	-
Total Liabilities	-	4,976.26	-	-	6,656.88
Fund Balance Information					
Total Revenues-Fiscal Year to date	262.00	25,924.44	6,481.23	193,382.71	177,675.97
Total Expenses-Fiscal Year to date	(13.97)	(45,835.50)	(.00)	(.00)	(52,887.25)
Excess (Deficit) of Revenues Over (Under) Expenditures	248.03	(19,911.06)	6,481.23	193,382.71	124,788.72
Other Sources (Uses) of Funds					
Transfers In From Other Funds	-	-	-	-	-
Transfers to Other Funds	(.00)	(.00)	(.00)	(.00)	(.00)
Issue of Certificates of Obligation	-	-	-	-	-
Total Other Financing Sources (Uses)	-	-	-	-	-
Net Change in Fund Balance-Fiscal Year to Date	248.03	(19,911.06)	6,481.23	193,382.71	124,788.72
Fund Balance at Beginning of Year	362.61	593,683.40	70,075.96	519,106.91	543,078.35
Fund Balance End of Reporting Period	610.64	573,772.34	76,557.19	712,489.62	667,867.07
Total Liabilities and Fund Balance	\$ 610.64	\$ 578,748.60	\$ 76,557.19	\$ 712,489.62	\$ 674,523.95



Posted as of September 25, 2025

	583 Election Equipment	584 Election Services Fund	589 Inventory Tax	590 ERRP Fund	471.472.482 HGAC Grants
Assets					
Cash Disbursement Accounts	\$ 33,841.57	\$ 14,124.37	\$ -	\$ -	\$ -
Cash in Bank - Other than Disbursement Accounts	\$ -	\$ -	\$ -	\$ -	\$ -
Cash Equivalent Texpool	-	63,698.03	68,849.82	-	-
Cash Equivalent MBIA	-	-	-	-	-
Cash Equivalent DWS	-	-	-	-	-
Cash Equivalent - Wells Fargo	-	-	-	-	-
Cash Equivalent Deferred Revenue	-	-	-	-	-
Certificate of Deposit	-	-	-	-	-
Cash Other	-	-	-	-	-
Taxes Receivable	-	-	-	-	-
Accounts Receivable/Billings to Others	-	-	-	-	-
Accounts Receivable - EMS Billings	-	-	-	-	-
Due from Other Funds	-	-	-	-	-
Due from Others	-	-	-	-	-
Due from Other Governments	-	-	-	-	-
Prepaid Expenditures	-	-	-	-	-
Total Assets	33,841.57	77,822.40	68,849.82	-	-
Liabilities					
Accounts Payable	-	-	7,942.35	-	-
Retainage Payable	-	-	-	-	-
Due to Other Governments/State Agencies	-	-	-	-	-
Due to Other Funds	-	-	-	-	-
Due to Others	-	-	-	-	-
Payroll, Accrued Payroll and Employee Benefits Payable	-	-	-	-	-
Deferred Revenues	-	-	-	-	-
Agency Accounts Due to Others	-	-	-	-	-
Total Liabilities	-	-	7,942.35	-	-
Fund Balance Information					
Total Revenues-Fiscal Year to date	36,280.66	14,655.37	15,561.74	-	-
Total Expenses-Fiscal Year to date	(45,545.00)	(4,556.33)	(7,942.35)	(.00)	(.00)
Excess (Deficit) of Revenues Over (Under) Expenditures	(9,264.34)	10,099.04	7,619.39	-	-
Other Sources (Uses) of Funds					
Transfers In From Other Funds	-	-	-	-	-
Transfers to Other Funds	(.00)	(.00)	(.00)	(.00)	(.00)
Issue of Certificates of Obligation	-	-	-	-	-
Total Other Financing Sources (Uses)	-	-	-	-	-
Net Change in Fund Balance-Fiscal Year to Date	(9,264.34)	10,099.04	7,619.39	-	-
Fund Balance at Beginning of Year	43,105.91	67,723.36	53,288.08	-	-
Fund Balance End of Reporting Period	33,841.57	77,822.40	60,907.47	-	-
Total Liabilities and Fund Balance	\$ 33,841.57	\$ 77,822.40	\$ 68,849.82	\$ -	\$ -



Posted as of September 25, 2025

	486.487.488	489	401.410.481.473.474	485
	CDBG	Fire	Other	Homeland Security
	Grants	Protection Grant	Grants	Grants
Assets				
Cash Disbursement Accounts	\$ (3,850.00)	\$ -	\$ (30,237.48)	\$ -
Cash in Bank - Other than Disbursement Accounts	\$ -	\$ -	\$ -	\$ -
Cash Equivalent Texpool	-	-	295,965.09	-
Cash Equivalent MBIA	-	-	-	-
Cash Equivalent DWS	-	-	-	-
Cash Equivalent - Wells Fargo	-	-	-	-
Cash Equivalent Deferred Revenue	-	-	-	-
Certificate of Deposit	-	-	-	-
Cash Other	-	-	-	-
Taxes Receivable	-	-	-	-
Accounts Receivable/Billings to Others	-	-	16,350.95	-
Accounts Receivable - EMS Billings	-	-	-	-
Due from Other Funds	-	-	-	-
Due from Others	-	-	-	-
Due from Other Governments	3,850.00	-	-	-
Prepaid Expenditures	-	-	-	-
Total Assets	-	-	282,078.56	-
Liabilities				
Accounts Payable	-	-	54,142.49	-
Retainage Payable	-	-	-	-
Due to Other Governments/State Agencies	-	-	-	-
Due to Other Funds	-	-	10,737.21	-
Due to Others	-	-	-	-
Payroll, Accrued Payroll and Employee Benefits Payable	-	-	-	-
Deferred Revenues	-	-	-	-
Agency Accounts Due to Others	-	-	-	-
Total Liabilities	-	-	64,879.70	-
Fund Balance Information				
Total Revenues-Fiscal Year to date	-	-	938,387.39	-
Total Expenses-Fiscal Year to date	(.00)	(.00)	(737,070.53)	(.00)
Excess (Deficit) of Revenues Over (Under) Expenditures	-	-	201,316.86	-
Other Sources (Uses) of Funds				
Transfers In From Other Funds	-	-	15,882.00	-
Transfers to Other Funds	(.00)	(.00)	(.00)	(.00)
Issue of Certificates of Obligation	-	-	-	-
Total Other Financing Sources (Uses)	-	-	15,882.00	-
Net Change in Fund Balance-Fiscal Year to Date	-	-	217,198.86	-
Fund Balance at Beginning of Year	-	-	-	-
Fund Balance End of Reporting Period	-	-	217,198.86	-
Total Liabilities and Fund Balance	\$ -	\$ -	\$ 282,078.56	\$ -



Posted as of September 25, 2025

	601 SPU Grants Allocations	640-648 Juvenile Probation	701 Retiree Health Insurance Fund	Subtotal County Funds
Assets				
Cash Disbursement Accounts	\$ (1,315,066.80)	\$ 35,083.83	\$ -	\$ 3,413,165.25
Cash in Bank - Other than Disbursement Accounts	\$ -	\$ -	\$ -	\$ 197,757.46
Cash Equivalent Texpool	-	85,034.66	920,813.73	\$ 26,581,933.51
Cash Equivalent MBIA	-	-	1,404,734.54	\$ 4,009,288.01
Cash Equivalent DWS	-	-	-	\$ -
Cash Equivalent - Wells Fargo	-	-	-	\$ 7,306,895.62
Cash Equivalent Deferred Revenue	-	-	-	\$ -
Certificate of Deposit	-	-	-	\$ -
Cash Other	-	-	-	\$ -
Taxes Receivable	-	-	-	\$ 1,115,892.03
Accounts Receivable/Billings to Others	621,775.85	-	-	\$ 712,746.83
Accounts Receivable - EMS Billings	-	-	-	\$ 116,517.18
Due from Other Funds	-	-	-	\$ 25,737.21
Due from Others	2,291.73	3,980.00	-	\$ 94,346.59
Due from Other Governments	-	-	-	\$ 3,968,657.85
Prepaid Expenditures	2,237.56	-	-	\$ 77,887.48
Total Assets	(688,761.66)	124,098.49	2,325,548.27	47,620,825.02
Liabilities				
Accounts Payable	192,932.52	15,126.22	-	\$ 1,010,035.73
Retainage Payable	-	-	-	\$ -
Due to Other Governments/State Agencies	-	-	-	\$ 99,667.28
Due to Other Funds	-	-	-	\$ 25,737.21
Due to Others	-	-	-	\$ 103,703.26
Payroll, Accrued Payroll and Employee Benefits Payable	-	-	-	\$ 2,333,197.40
Deferred Revenues	-	-	-	\$ 998,036.18
Agency Accounts Due to Others	-	-	-	\$ -
Total Liabilities	192,932.52	15,126.22	-	4,570,377.06
Fund Balance Information				
Total Revenues-Fiscal Year to date	5,151,549.93	529,049.60	94,279.30	\$ 55,557,282.50
Total Expenses-Fiscal Year to date	(6,033,244.11)	(503,522.77)	(.00)	\$ 52,480,457.72
Excess (Deficit) of Revenues Over (Under) Expenditures	(881,694.18)	25,526.83	94,279.30	3,076,824.78
Other Sources (Uses) of Funds				
Transfers In From Other Funds	-	-	-	\$ 660,623.00
Transfers to Other Funds	(.00)	(.00)	(.00)	\$ 644,741.00
Issue of Certificates of Obligation	-	-	-	\$ -
Total Other Financing Sources (Uses)	-	-	-	15,882.00
Net Change in Fund Balance-Fiscal Year to Date	(881,694.18)	25,526.83	94,279.30	\$ 3,092,706.78
Fund Balance at Beginning of Year	-	83,445.44	2,231,268.97	\$ 39,957,741.18
Fund Balance End of Reporting Period	(881,694.18)	108,972.27	2,325,548.27	43,050,447.96
Total Liabilities and Fund Balance	\$ (688,761.66)	\$ 124,098.49	\$ 2,325,548.27	\$ 47,620,825.02



Posted as of September 25, 2025

	615-618 Adult Probation	802 Central Dispatch	810 LEOSE Training	CERTZ
Assets				
Cash Disbursement Accounts	\$ 150,971.17	\$ 155,513.40	\$ 88,128.70	\$ -
Cash in Bank - Other than Disbursement Accounts	\$ 30.00	\$ -	\$ -	\$ -
Cash Equivalent Texpool	98,942.36	1,599,478.54	-	-
Cash Equivalent MBIA	134,748.26	-	-	-
Cash Equivalent DWS	-	-	-	-
Cash Equivalent - Wells Fargo	-	-	-	-
Cash Equivalent Deferred Revenue	-	-	-	-
Certificate of Deposit	-	-	-	-
Cash Other	-	-	-	-
Taxes Receivable	-	-	-	-
Accounts Receivable/Billings to Others	-	-	-	-
Accounts Receivable - EMS Billings	-	-	-	-
Due from Other Funds	-	-	-	-
Due from Others	-	25.57	-	-
Due from Other Governments	-	-	-	-
Prepaid Expenditures	-	-	-	-
Total Assets	384,691.79	1,755,017.51	88,128.70	-
Liabilities				
Accounts Payable	12,860.09	1,170.13	3,000.00	-
Retainage Payable	-	-	-	-
Due to Other Governments/State Agencies	-	-	-	-
Due to Other Funds	-	-	-	-
Due to Others	-	-	-	-
Payroll, Accrued Payroll and Employee Benefits Payable	-	-	-	-
Deferred Revenues	-	-	-	-
Agency Accounts Due to Others	-	-	85,128.70	-
Total Liabilities	12,860.09	1,170.13	88,128.70	-
Fund Balance Information				
Total Revenues-Fiscal Year to date	1,666,264.98	1,599,528.73	-	-
Total Expenses-Fiscal Year to date	(1,721,979.92)	(1,294,593.25)	(.00)	(.00)
Excess (Deficit) of Revenues Over (Under) Expenditures	(55,714.94)	304,935.48	-	-
Other Sources (Uses) of Funds				
Transfers In From Other Funds	29,282.81	-	-	-
Transfers to Other Funds	(29,282.81)	(.00)	(.00)	(.00)
Issue of Certificates of Obligation	-	-	-	-
Total Other Financing Sources (Uses)	-	-	-	-
Net Change in Fund Balance-Fiscal Year to Date	(55,714.94)	304,935.48	-	-
Fund Balance at Beginning of Year	427,546.64	1,448,911.90	-	-
Fund Balance End of Reporting Period	371,831.70	1,753,847.38	-	-
Total Liabilities and Fund Balance	\$ 384,691.79	\$ 1,755,017.51	\$ 88,128.70	\$ -



Posted as of September 25, 2025

		Total All Funds
Assets		
Cash Disbursement Accounts	\$	3,807,778.52
Cash in Bank - Other than Disbursement Accounts	\$	197,787.46
Cash Equivalent Texpool	\$	28,280,354.41
Cash Equivalent MBIA	\$	4,144,036.27
Cash Equivalent DWS	\$	-
Cash Equivalent - Wells Fargo	\$	7,306,895.62
Cash Equivalent Deferred Revenue	\$	-
Certificate of Deposit	\$	-
Cash Other	\$	-
Taxes Receivable	\$	1,115,892.03
Accounts Receivable/Billings to Others	\$	712,746.83
Accounts Receivable - EMS Billings	\$	116,517.18
Due from Other Funds	\$	25,737.21
Due from Others	\$	94,372.16
Due from Other Governments	\$	3,968,657.85
Prepaid Expenditures	\$	77,887.48
Total Assets		49,848,663.02
Liabilities		
Accounts Payable	\$	1,027,065.95
Retainage Payable	\$	-
Due to Other Governments/State Agencies	\$	99,667.28
Due to Other Funds	\$	25,737.21
Due to Others	\$	103,703.26
Payroll, Accrued Payroll and Employee Benefits Payable	\$	2,333,197.40
Deferred Revenues	\$	998,036.18
Agency Accounts Due to Others	\$	85,128.70
Total Liabilities		4,672,535.98
Fund Balance Information		
Total Revenues-Fiscal Year to date	\$	58,823,076.21
Total Expenses-Fiscal Year to date	\$	55,497,030.89
Excess (Deficit) of Revenues Over (Under) Expenditures	\$	3,326,045.32
Other Sources (Uses) of Funds		
Transfers In From Other Funds	\$	689,905.81
Transfers to Other Funds	\$	674,023.81
Issue of Certificates of Obligation	\$	-
Total Other Financing Sources (Uses)		15,882.00
Net Change in Fund Balance-Fiscal Year to Date	\$	3,341,927.32
	\$	-
Fund Balance at Beginning of Year	\$	41,834,199.72
	\$	-
Fund Balance End of Reporting Period		45,176,127.04
Total Liabilities and Fund Balance	\$	49,848,663.02



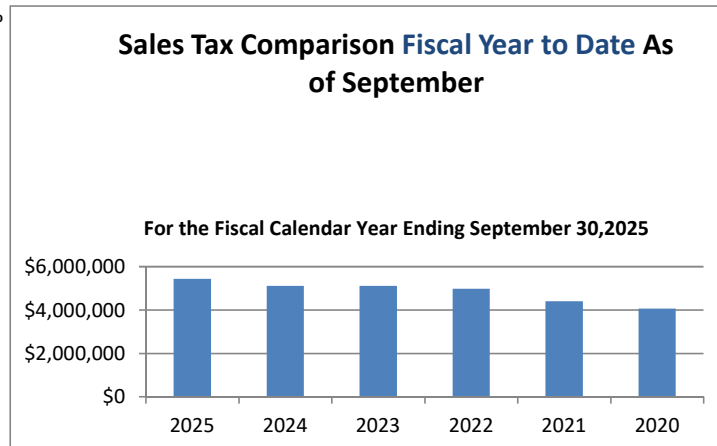
Sales Tax Revenue Comparison by Fiscal Year

		Fiscal Year 2025	Fiscal Year 2024	Fiscal Year 2023	Fiscal Year 2022	Fiscal Year 2021	Fiscal Year 2020
October	-1.98%	\$ 421,956.11	\$ 430,494.33	\$ 426,935.35	\$ 378,481.65	\$ 341,282.66	\$ 309,760.99
November	6.51%	\$ 498,694.36	\$ 468,234.02	\$ 477,305.48	\$ 470,400.36	\$ 404,860.53	\$ 432,570.77
December	11.28%	\$ 436,267.33	\$ 392,041.05	\$ 402,702.70	\$ 368,467.73	\$ 311,632.44	\$ 282,270.19
January	0.19%	\$ 410,660.38	\$ 409,880.44	\$ 396,438.25	\$ 386,864.04	\$ 345,810.13	\$ 297,832.83
February	15.35%	\$ 566,047.13	\$ 490,724.88	\$ 506,247.91	\$ 488,772.53	\$ 402,950.76	\$ 410,854.29
March	3.36%	\$ 411,610.81	\$ 398,234.30	\$ 405,269.07	\$ 391,919.74	\$ 328,566.37	\$ 353,527.33
April	3.96%	\$ 379,931.13	\$ 365,474.29	\$ 381,310.61	\$ 317,716.26	\$ 270,692.68	\$ 263,551.31
May	11.44%	\$ 502,889.38	\$ 451,281.87	\$ 488,946.95	\$ 458,660.51	\$ 447,063.15	\$ 357,514.78
June	2.97%	\$ 453,069.13	\$ 439,983.80	\$ 396,747.98	\$ 429,635.63	\$ 393,372.95	\$ 307,406.08
July	2.72%	\$ 396,570.26	\$ 386,063.63	\$ 386,095.96	\$ 401,984.02	\$ 349,935.05	\$ 322,571.05
August	4.56%	\$ 471,951.51	\$ 451,374.30	\$ 443,842.79	\$ 480,257.68	\$ 434,731.20	\$ 393,734.55
September	14.44%	\$ 479,181.78	\$ 418,725.70	\$ 398,269.21	\$ 398,673.98	\$ 369,724.46	\$ 328,146.29
		\$ 5,428,829.31	\$ 5,102,512.61	\$ 5,110,112.26	\$ 4,971,834.13	\$ 4,400,622.38	\$ 4,059,740.46

This time last year	\$ 5,102,512.61
% Change	6.40%

Sales Tax Rate for Walker County is	0.5%
State Sales Tax Rate is	6.25%
<u>Municipalities Within Walker County</u>	
City of Huntsville Sales Tax Rate	1.5%
City of New Waverly Sales Tax Rate	1.5%
City of Riverside Sales Tax Rate	1.5%

Fiscal Year to Date	\$ 5,428,829.31	\$ 5,102,512.61	\$ 5,110,112.26	\$ 4,971,834.13	\$ 4,400,622.38	\$ 4,059,740.46
Budgeted this Fiscal Year	\$ 5,250,000.00	100.00%	100.00%	100.00%	100.00%	100.00%
Pct Received This FY	103.4%					





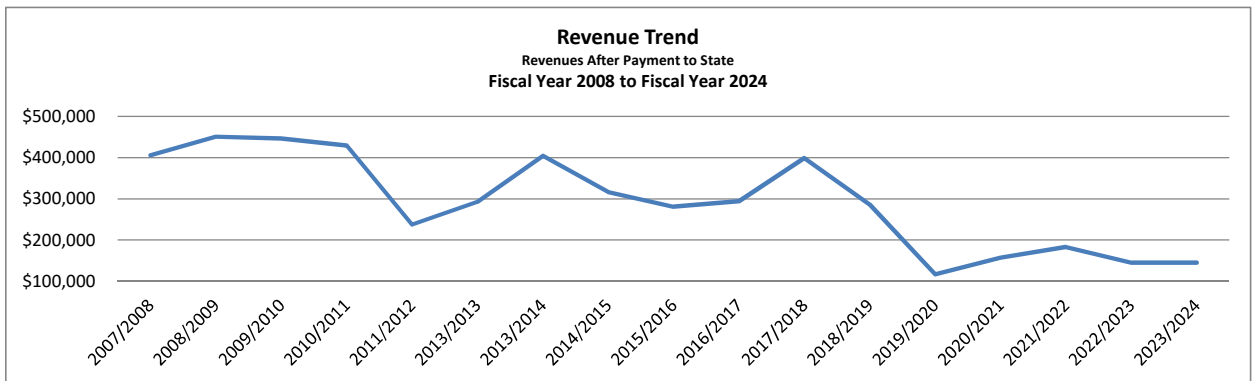
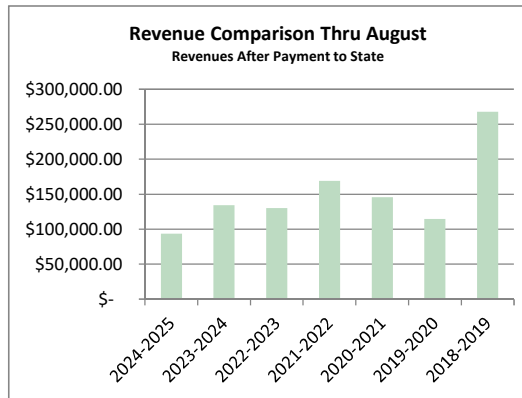
Weigh Station Revenue Comparison by Fiscal Year

Comparison Numbers Based on Revenues Retained by Walker County after submission of fines paid to State

	Total 2024-2025	Pd to State	Fiscal Year 2024-2025	Fiscal Year 2023-2024	Fiscal Year 2022-2023	Fiscal Year 2021-2022	Fiscal Year 2020-2021	Fiscal Year 2019-2020	Fiscal Year 2018-2019
October	\$ 14,515.50	\$ (794.50)	\$ 13,721.00	\$ 11,833.50	\$ 14,148.00	\$ 18,286.80	\$ 2,840.80	\$ 23,601.60	\$ 45,179.10
November	\$ 5,309.00	\$ (100.00)	\$ 5,209.00	\$ 15,777.00	\$ 10,261.00	\$ 12,515.00	\$ 2,354.00	\$ 9,759.50	\$ 17,677.95
December	\$ 13,928.50	\$ (2,396.00)	\$ 11,532.50	\$ 13,249.00	\$ 14,158.00	\$ 13,435.50	\$ 2,491.50	\$ 15,248.10	\$ 26,932.10
January	\$ 14,655.00	\$ (3,445.00)	\$ 11,210.00	\$ 16,918.90	\$ 11,120.00	\$ 14,960.00	\$ 10,436.50	\$ 14,941.35	\$ 23,035.20
February	\$ 10,700.00	\$ (958.00)	\$ 9,742.00	\$ 13,102.00	\$ 13,788.50	\$ 15,521.50	\$ 10,863.50	\$ 11,991.00	\$ 26,752.90
March	\$ 8,795.00	\$ (264.50)	\$ 8,530.50	\$ 9,763.00	\$ 12,517.00	\$ 14,826.00	\$ 18,304.90	\$ 11,431.00	\$ 29,424.12
April	\$ 6,302.00	\$ (1,150.50)	\$ 5,151.50	\$ 11,932.50	\$ 5,693.50	\$ 16,970.00	\$ 18,441.15	\$ 6,728.00	\$ 30,934.90
May	\$ 12,569.00	\$ (1,953.00)	\$ 10,616.00	\$ 13,054.50	\$ 9,258.00	\$ 14,331.00	\$ 17,318.50	\$ 6,131.70	\$ 18,350.50
June	\$ 10,133.00	\$ (1,749.00)	\$ 8,384.00	\$ 11,474.50	\$ 13,738.00	\$ 15,151.50	\$ 22,397.00	\$ 6,101.35	\$ 18,272.90
July	\$ 6,887.90	\$ (843.50)	\$ 6,044.40	\$ 7,862.00	\$ 10,420.50	\$ 15,425.65	\$ 22,694.00	\$ 3,857.00	\$ 18,109.90
August	\$ 3,279.50	\$ -	\$ 3,279.50	\$ 9,168.50	\$ 14,957.50	\$ 17,733.75	\$ 17,414.00	\$ 4,634.00	\$ 13,131.10
September									
	\$107,074.40	\$ (13,654.00)	\$ 93,420.40	\$ 145,283.75	\$ 145,420.50	\$ 182,994.20	\$ 157,712.85	\$ 117,035.50	\$ 286,342.62

Allocated to Weigh Station Improv.	\$ -	This time last year	\$134,135.40
Allocated to Road and Bridge	\$ 93,420.40	% Change	-30.40%

Fiscal Year to Date \$107,074.40 \$ (13,654.00) \$ 93,420.40 \$ 134,135.40 \$ 130,060.00 \$ 169,156.70 \$ 145,555.85 \$ 114,424.60 \$ 267,800.67



Budget for FY 2024/2025

	From Tax rate	County Road and Bridge Operations	Weigh Station Support / Personnel
Justice of Peace Pct 4	\$ 63,019.00	\$ -	\$ -
Weigh Station Utilities/Services	\$ 35,187.00	\$ -	\$ 34,284.00
Weigh Station Personnel	\$ -	\$ -	\$ 25,416.00
Road and Bridge Operations	\$ -	\$ 150,000.00	
	\$ 98,206.00	\$ 150,000.00	\$ 59,700.00



Walker County Budget vs Actual Report
As of the Month Ended 8/31/2025
For the Fiscal Year Ending September 30, 2025
Transactions Posted as of 4:02 PM

Page 1 of 27
9/25/2025
4:02 PM

Account	Original Budget	Revised Budget	Actual	Encumbrances	Variance	Pct to Date
101-General Fund						
11101-Revenues-General Fund						
Current Ad Valorem Taxes						
101.40110.11101-Current Ad Valorem Taxes	(20,515,201)	(20,515,201)	(20,283,199.80)	0.00	(232,001.20)	98.87 %
Total Current Ad Valorem Taxes	(20,515,201)	(20,515,201)	(20,283,199.80)	0.00	(232,001.20)	98.87 %
Delinquent Ad Valorem Taxes						
101.40120.11101-Delinquent Ad Valorem Taxes	(380,000)	(380,000)	(403,596.57)	0.00	23,596.57	106.21 %
Total Delinquent Ad Valorem Taxes	(380,000)	(380,000)	(403,596.57)	0.00	23,596.57	106.21 %
Ad Valorem Penalty and Interest						
101.40130.11101-Penalties and Interest-Ad Valorem Taxes	(350,000)	(350,000)	(373,468.01)	0.00	23,468.01	106.71 %
Total Ad Valorem Penalty and Interest	(350,000)	(350,000)	(373,468.01)	0.00	23,468.01	106.71 %
Sales Tax						
101.40400.11101-Sales Tax	(5,250,000)	(5,250,000)	(4,949,647.53)	0.00	(300,352.47)	94.28 %
Total Sales Tax	(5,250,000)	(5,250,000)	(4,949,647.53)	0.00	(300,352.47)	94.28 %
Other Taxes						
101.40500.11101-Payment In Lieu of Taxes	(44,800)	(44,800)	(65,125.00)	0.00	20,325.00	145.37 %
101.40501.11101-Property Taxes-Other(VIT)	(25,000)	(25,000)	0.00	0.00	(25,000.00)	0.00 %
101.40510.11101-Mixed Beverage Tax	(125,000)	(125,000)	(138,212.69)	0.00	13,212.69	110.57 %
Total Other Taxes	(194,800)	(194,800)	(203,337.69)	0.00	8,537.69	104.38 %
Intergovernmental Revenues						
101.42410.11101-Intergovernmental Funds-Local	(314,285)	(314,285)	(311,765.00)	0.00	(2,520.00)	99.20 %
101.42460.11101-Central Appraisal District	0	0	(1,926.49)	0.00	1,926.49	0.00 %
Total Intergovernmental Revenues	(314,285)	(314,285)	(313,691.49)	0.00	(593.51)	99.81 %
Intergovernment Revenues-Federal						
101.42710.11101-Disaster Relief Funds	0	0	(562.50)	0.00	562.50	0.00 %
Total Intergovernment Revenues-Federal	0	0	(562.50)	0.00	562.50	-∞
Fees of Office/Charges for Service						
101.43010.11101-Fees of Office/Charges for Service	(58,000)	(58,000)	(64,075.12)	0.00	6,075.12	110.47 %
Total Fees of Office/Charges for Service	(58,000)	(58,000)	(64,075.12)	0.00	6,075.12	110.47 %
Other Revenue						
101.48110.11101-Other Revenue	(70,000)	(70,000)	(35,247.72)	0.00	(34,752.28)	50.35 %
101.48170.11101-Opioid Abatement	0	0	(55,006.40)	0.00	55,006.40	0.00 %
101.48200.11101-Insurance Refunds/Credits	0	0	(81,841.79)	0.00	81,841.79	0.00 %
101.48300.11101-Proceeds from Auction/Sale	0	0	(101,318.05)	0.00	101,318.05	0.00 %
Total Other Revenue	(70,000)	(70,000)	(273,413.96)	0.00	203,413.96	390.59 %
Department 11101 Totals	(27,132,286)	(27,132,286)	(26,864,992.67)	0.00	(267,293.33)	99.01 %
15010-County Judge						
Fees of Office/Charges for Service						
101.43010.15010-Fees of Office/Charges for Service	0	0	(1,550.00)	0.00	1,550.00	0.00 %
Total Fees of Office/Charges for Service	0	0	(1,550.00)	0.00	1,550.00	-∞
Department 15010 Totals	0	0	(1,550.00)	0.00	1,550.00	-∞



Walker County Budget vs Actual Report
As of the Month Ended 8/31/2025
For the Fiscal Year Ending September 30, 2025
Transactions Posted as of 4:02 PM

Page 2 of 27
9/25/2025
4:02 PM

Account	Original Budget	Revised Budget	Actual	Encumbrances	Variance	Pct to Date
15020-IT Operations						
Fees of Office/Charges for Service						
101.43010.15020-Fees of Office/Charges for Service	(12,000)	(12,000)	(12,000.00)	0.00	0.00	100.00 %
Total Fees of Office/Charges for Service	(12,000)	(12,000)	(12,000.00)	0.00	0.00	100.00 %
Department 15020 Totals	(12,000)	(12,000)	(12,000.00)	0.00	0.00	100.00 %
15050-County Clerk						
Fees of Office/Charges for Service						
101.43010.15050-Fees of Office/Charges for Service	(335,000)	(335,000)	(347,692.65)	0.00	12,692.65	103.79 %
101.43599.15050-Cash Short and Over	0	0	2.84	0.00	(2.84)	0.00 %
101.43700.15050-Supplemental Guardianship Fees	0	0	(7,260.00)	0.00	7,260.00	0.00 %
Total Fees of Office/Charges for Service	(335,000)	(335,000)	(354,949.81)	0.00	19,949.81	105.96 %
Courts Costs						
101.47040.15050-TimePmt10%-Court Improvement	0	0	(1,441.50)	0.00	1,441.50	0.00 %
Total Courts Costs	0	0	(1,441.50)	0.00	1,441.50	-∞
Other Revenue						
101.48110.15050-Other Revenue	0	0	3,340.50	0.00	(3,340.50)	0.00 %
Total Other Revenue	0	0	3,340.50	0.00	(3,340.50)	∞
Department 15050 Totals	(335,000)	(335,000)	(353,050.81)	0.00	18,050.81	105.39 %
16010-Voter Registration						
Intergovernmental Revenues						
101.42010.16010-State Funds	0	(2,600)	(1,171.00)	0.00	(1,429.00)	45.04 %
Total Intergovernmental Revenues	0	(2,600)	(1,171.00)	0.00	(1,429.00)	45.04 %
Fees of Office/Charges for Service						
101.43010.16010-Fees of Office/Charges for Service	0	0	(77.00)	0.00	77.00	0.00 %
Total Fees of Office/Charges for Service	0	0	(77.00)	0.00	77.00	-∞
Department 16010 Totals	0	(2,600)	(1,248.00)	0.00	(1,352.00)	48.00 %
16020-Elections						
Intergovernmental Revenues						
101.42410.16020-Intergovernmental Funds-Local	(20,000)	(20,000)	(31,046.59)	0.00	11,046.59	155.23 %
101.42415.16020-Intergovernmental Funds-State	0	0	(23,003.35)	0.00	23,003.35	0.00 %
Total Intergovernmental Revenues	(20,000)	(20,000)	(54,049.94)	0.00	34,049.94	270.25 %
Department 16020 Totals	(20,000)	(20,000)	(54,049.94)	0.00	34,049.94	270.25 %
17010-County Facilities						
Building Use Charges and Rentals						
101.46040.17010-WCHA Utilities Reimbursement	(6,000)	(6,000)	(5,500.00)	0.00	(500.00)	91.67 %
101.46050.17010-DPS Annex Buildings Use	(2,200)	(2,200)	(2,550.11)	0.00	350.11	115.91 %
Total Building Use Charges and Rentals	(8,200)	(8,200)	(8,050.11)	0.00	(149.89)	98.17 %
Other Revenue						
101.48200.17010-Insurance Refunds/Credits	0	(80,570)	(80,570.04)	0.00	0.04	100.00 %
Total Other Revenue	0	(80,570)	(80,570.04)	0.00	0.04	100.00 %
Department 17010 Totals	(8,200)	(88,770)	(88,620.15)	0.00	(149.85)	99.83 %



Walker County Budget vs Actual Report
As of the Month Ended 8/31/2025
For the Fiscal Year Ending September 30, 2025
Transactions Posted as of 4:02 PM

Page 3 of 27
9/25/2025
4:02 PM

Account	Original Budget	Revised Budget	Actual	Encumbrances	Variance	Pct to Date
17020-Facilities-Justice Center Municipal Allocation						
Intergovernmental Revenues						
101.42410.17020-Intergovernmental Funds-Local	(10,983)	(10,983)	(7,510.06)	0.00	(3,472.94)	68.38 %
Total Intergovernmental Revenues	(10,983)	(10,983)	(7,510.06)	0.00	(3,472.94)	68.38 %
Department 17020 Totals	(10,983)	(10,983)	(7,510.06)	0.00	(3,472.94)	68.38 %
20010-County Auditor						
Fees of Office/Charges for Service						
101.43010.20010-Fees of Office/Charges for Service	(43,500)	(43,500)	(43,887.87)	0.00	387.87	100.89 %
Total Fees of Office/Charges for Service	(43,500)	(43,500)	(43,887.87)	0.00	387.87	100.89 %
Department 20010 Totals	(43,500)	(43,500)	(43,887.87)	0.00	387.87	100.89 %
20020-County Treasurer						
Fees of Office/Charges for Service						
101.43599.20020-Cash Short and Over	0	0	93.00	0.00	(93.00)	0.00 %
Total Fees of Office/Charges for Service	0	0	93.00	0.00	(93.00)	∞
Interest Income						
101.48010.20020-Interest	(800,000)	(800,000)	(879,529.98)	0.00	79,529.98	109.94 %
Total Interest Income	(800,000)	(800,000)	(879,529.98)	0.00	79,529.98	109.94 %
Other Revenue						
101.48110.20020-Other Revenue	0	0	(376.25)	0.00	376.25	0.00 %
Total Other Revenue	0	0	(376.25)	0.00	376.25	-∞
Department 20020 Totals	(800,000)	(800,000)	(879,813.23)	0.00	79,813.23	109.98 %
20030-County Treasurer - Collections						
Fees of Office/Charges for Service						
101.43010.20030-Fees of Office/Charges for Service	(2,800)	(2,800)	(3,185.00)	0.00	385.00	113.75 %
Total Fees of Office/Charges for Service	(2,800)	(2,800)	(3,185.00)	0.00	385.00	113.75 %
Department 20030 Totals	(2,800)	(2,800)	(3,185.00)	0.00	385.00	113.75 %
21010-Vehicle Registration						
Other Taxes						
101.40510.21010-Mixed Beverage Tax	(14,000)	(14,000)	(11,925.00)	0.00	(2,075.00)	85.18 %
Total Other Taxes	(14,000)	(14,000)	(11,925.00)	0.00	(2,075.00)	85.18 %
Fees of Office/Charges for Service						
101.43010.21010-Fees of Office/Charges for Service	(500)	(500)	(494.04)	0.00	(5.96)	98.81 %
Total Fees of Office/Charges for Service	(500)	(500)	(494.04)	0.00	(5.96)	98.81 %
Vehicle Registration						
101.44100.21010-Vehicle Registration Commissions	(1,050,000)	(1,050,000)	(1,023,579.43)	0.00	(26,420.57)	97.48 %
101.44210.21010-Certificates of Title	(66,000)	(66,000)	(62,130.00)	0.00	(3,870.00)	94.14 %
Total Vehicle Registration	(1,116,000)	(1,116,000)	(1,085,709.43)	0.00	(30,290.57)	97.29 %
Department 21010 Totals	(1,130,500)	(1,130,500)	(1,098,128.47)	0.00	(32,371.53)	97.14 %
30010-Courts-Central Costs						
Intergovernmental Revenues						
101.42010.30010-State Funds	(8,000)	(24,754)	(34,620.00)	0.00	9,866.00	139.86 %
101.42030.30010-State Funds-Indigent Defense	(52,924)	(52,924)	(50,089.00)	0.00	(2,835.00)	94.64 %
Total Intergovernmental Revenues	(60,924)	(77,678)	(84,709.00)	0.00	7,031.00	109.05 %



Walker County Budget vs Actual Report
As of the Month Ended 8/31/2025
For the Fiscal Year Ending September 30, 2025
Transactions Posted as of 4:02 PM

Page 4 of 27
9/25/2025
4:02 PM

Account	Original Budget	Revised Budget	Actual	Encumbrances	Variance	Pct to Date
Fees of Office/Charges for Service						
101.43010.30010-Fees of Office/Charges for Service	0	0	(19.01)	0.00	19.01	0.00 %
Total Fees of Office/Charges for Service	0	0	(19.01)	0.00	19.01	-∞
Courts Costs						
101.47041.30010-JudicialSupportFee .60 District Courts	0	0	(6.48)	0.00	6.48	0.00 %
101.47042.30010-JudicialSupportFee .60 Court at Law	0	0	(1.95)	0.00	1.95	0.00 %
101.47050.30010-JudicialSupportFee .60 Justice Courts	0	0	(87.85)	0.00	87.85	0.00 %
Total Courts Costs	0	0	(96.28)	0.00	96.28	-∞
Department 30010 Totals	(60,924)	(77,678)	(84,824.29)	0.00	7,146.29	109.20 %
30020-County Court at Law						
Intergovernmental Revenues						
101.42010.30020-State Funds	(84,000)	(84,000)	(84,000.00)	0.00	0.00	100.00 %
Total Intergovernmental Revenues	(84,000)	(84,000)	(84,000.00)	0.00	0.00	100.00 %
Fees of Office/Charges for Service						
101.43010.30020-Fees of Office/Charges for Service	(20,000)	(20,000)	(32,855.72)	0.00	12,855.72	164.28 %
Total Fees of Office/Charges for Service	(20,000)	(20,000)	(32,855.72)	0.00	12,855.72	164.28 %
Courts Costs						
101.47020.30020-Court Costs	(5,500)	(5,500)	(5,271.51)	0.00	(228.49)	95.85 %
101.47030.30020-Court Costs - Attorney Fees	(17,000)	(17,000)	(23,966.28)	0.00	6,966.28	140.98 %
101.47040.30020-TimePmt10%-Court Improvement	0	0	(1,170.00)	0.00	1,170.00	0.00 %
Total Courts Costs	(22,500)	(22,500)	(30,407.79)	0.00	7,907.79	135.15 %
Fines and Forfeitures						
101.47800.30020-Bond Forfeitures	(25,000)	(25,000)	(27,500.00)	0.00	2,500.00	110.00 %
Total Fines and Forfeitures	(25,000)	(25,000)	(27,500.00)	0.00	2,500.00	110.00 %
Department 30020 Totals	(151,500)	(151,500)	(174,763.51)	0.00	23,263.51	115.36 %
30030-12th Judicial District Court						
Intergovernmental Revenues						
101.42410.30030-Intergovernmental Funds-Local	(69,609)	(69,609)	(54,251.49)	0.00	(15,357.51)	77.94 %
Total Intergovernmental Revenues	(69,609)	(69,609)	(54,251.49)	0.00	(15,357.51)	77.94 %
Fees of Office/Charges for Service						
101.43010.30030-Fees of Office/Charges for Service	(1,300)	(1,300)	(1,189.71)	0.00	(110.29)	91.52 %
Total Fees of Office/Charges for Service	(1,300)	(1,300)	(1,189.71)	0.00	(110.29)	91.52 %
Courts Costs						
101.47020.30030-Court Costs	(2,300)	(2,300)	(3,682.90)	0.00	1,382.90	160.13 %
101.47030.30030-Court Costs - Attorney Fees	(12,000)	(12,000)	(17,456.63)	0.00	5,456.63	145.47 %
101.47040.30030-TimePmt10%-Court Improvement	0	0	(919.23)	0.00	919.23	0.00 %
Total Courts Costs	(14,300)	(14,300)	(22,058.76)	0.00	7,758.76	154.26 %
Department 30030 Totals	(85,209)	(85,209)	(77,499.96)	0.00	(7,709.04)	90.95 %
30040-278th Judicial District Court						
Intergovernmental Revenues						
101.42410.30040-Intergovernmental Funds-Local	(56,347)	(56,347)	(41,479.83)	0.00	(14,867.17)	73.62 %
Total Intergovernmental Revenues	(56,347)	(56,347)	(41,479.83)	0.00	(14,867.17)	73.61 %



Walker County Budget vs Actual Report
As of the Month Ended 8/31/2025
For the Fiscal Year Ending September 30, 2025
Transactions Posted as of 4:02 PM

Page 5 of 27
9/25/2025
4:02 PM

Account	Original Budget	Revised Budget	Actual	Encumbrances	Variance	Pct to Date
Fees of Office/Charges for Service						
101.43010.30040-Fees of Office/Charges for Service	(1,000)	(1,000)	(876.51)	0.00	(123.49)	87.65 %
Total Fees of Office/Charges for Service	(1,000)	(1,000)	(876.51)	0.00	(123.49)	87.65 %
Courts Costs						
101.47020.30040-Court Costs	(2,500)	(2,500)	(2,462.50)	0.00	(37.50)	98.50 %
101.47030.30040-Court Costs - Attorney Fees	(12,000)	(12,000)	(13,363.45)	0.00	1,363.45	111.36 %
101.47040.30040-TimePmt10%-Court Improvement	0	0	(589.01)	0.00	589.01	0.00 %
Total Courts Costs	(14,500)	(14,500)	(16,414.96)	0.00	1,914.96	113.21 %
Department 30040 Totals	(71,847)	(71,847)	(58,771.30)	0.00	(13,075.70)	81.80 %
30050-Courts-Pretrial Bond Supervision						
Fees of Office/Charges for Service						
101.43010.30050-Fees of Office/Charges for Service	(600)	(600)	(1,096.00)	0.00	496.00	182.67 %
Total Fees of Office/Charges for Service	(600)	(600)	(1,096.00)	0.00	496.00	182.67 %
Department 30050 Totals	(600)	(600)	(1,096.00)	0.00	496.00	182.67 %
31010-District Clerk						
Fees of Office/Charges for Service						
101.43010.31010-Fees of Office/Charges for Service	(97,000)	(97,000)	(122,661.07)	0.00	25,661.07	126.45 %
101.43599.31010-Cash Short and Over	0	0	(100.00)	0.00	100.00	0.00 %
Total Fees of Office/Charges for Service	(97,000)	(97,000)	(122,761.07)	0.00	25,761.07	126.56 %
Courts Costs						
101.47040.31010-TimePmt10%-Court Improvement	0	0	(49.07)	0.00	49.07	0.00 %
Total Courts Costs	0	0	(49.07)	0.00	49.07	-∞
Department 31010 Totals	(97,000)	(97,000)	(122,810.14)	0.00	25,810.14	126.61 %
32010-Criminal District Attorney						
Intergovernmental Revenues						
101.42010.32010-State Funds	0	(18,571)	(18,436.08)	0.00	(134.92)	99.27 %
101.42020.32010-State Longevity Pay	(6,155)	(6,155)	(11,720.00)	0.00	5,565.00	190.41 %
Total Intergovernmental Revenues	(6,155)	(24,726)	(30,156.08)	0.00	5,430.08	121.96 %
Fees of Office/Charges for Service						
101.43010.32010-Fees of Office/Charges for Service	0	0	(3.53)	0.00	3.53	0.00 %
101.43040.32010-CDA Prosecutor Local Court Costs	(2,800)	(2,800)	(2,512.00)	0.00	(288.00)	89.71 %
Total Fees of Office/Charges for Service	(2,800)	(2,800)	(2,515.53)	0.00	(284.47)	89.84 %
Department 32010 Totals	(8,955)	(27,526)	(32,671.61)	0.00	5,145.61	118.69 %
33010-Justice of Peace Precinct 1						
Fees of Office/Charges for Service						
101.43010.33010-Fees of Office/Charges for Service	(40,000)	(40,000)	(46,916.93)	0.00	6,916.93	117.29 %
Total Fees of Office/Charges for Service	(40,000)	(40,000)	(46,916.93)	0.00	6,916.93	117.29 %
Courts Costs						
101.47040.33010-TimePmt10%-Court Improvement	0	0	(2,016.53)	0.00	2,016.53	0.00 %
Total Courts Costs	0	0	(2,016.53)	0.00	2,016.53	-∞
Department 33010 Totals	(40,000)	(40,000)	(48,933.46)	0.00	8,933.46	122.33 %



Walker County Budget vs Actual Report
As of the Month Ended 8/31/2025
For the Fiscal Year Ending September 30, 2025
Transactions Posted as of 4:02 PM

Page 6 of 27
9/25/2025
4:02 PM

Account	Original Budget	Revised Budget	Actual	Encumbrances	Variance	Pct to Date
33020-Justice of Peace Precinct 2						
Fees of Office/Charges for Service						
101.43010.33020-Fees of Office/Charges for Service	(15,000)	(15,000)	(23,579.38)	0.00	8,579.38	157.20 %
101.43599.33020-Cash Short and Over	0	0	(35.00)	0.00	35.00	0.00 %
Total Fees of Office/Charges for Service	(15,000)	(15,000)	(23,614.38)	0.00	8,614.38	157.43 %
Courts Costs						
101.47040.33020-TimePmt10%-Court Improvement	0	0	(595.69)	0.00	595.69	0.00 %
Total Courts Costs	0	0	(595.69)	0.00	595.69	-∞
Department 33020 Totals	(15,000)	(15,000)	(24,210.07)	0.00	9,210.07	161.40 %
33030-Justice of Peace Precinct 3						
Fees of Office/Charges for Service						
101.43010.33030-Fees of Office/Charges for Service	(15,000)	(15,000)	(17,320.04)	0.00	2,320.04	115.47 %
Total Fees of Office/Charges for Service	(15,000)	(15,000)	(17,320.04)	0.00	2,320.04	115.47 %
Courts Costs						
101.47040.33030-TimePmt10%-Court Improvement	0	0	(710.56)	0.00	710.56	0.00 %
Total Courts Costs	0	0	(710.56)	0.00	710.56	-∞
Department 33030 Totals	(15,000)	(15,000)	(18,030.60)	0.00	3,030.60	120.20 %
33040-Justice of Peace Precinct 4						
Fees of Office/Charges for Service						
101.43010.33040-Fees of Office/Charges for Service	(60,000)	(60,000)	(73,194.63)	0.00	13,194.63	121.99 %
Total Fees of Office/Charges for Service	(60,000)	(60,000)	(73,194.63)	0.00	13,194.63	121.99 %
Courts Costs						
101.47040.33040-TimePmt10%-Court Improvement	0	0	(2,022.29)	0.00	2,022.29	0.00 %
Total Courts Costs	0	0	(2,022.29)	0.00	2,022.29	-∞
Department 33040 Totals	(60,000)	(60,000)	(75,216.92)	0.00	15,216.92	125.36 %
36010-Juvenile Probation Support - General Fund						
Fees of Office/Charges for Service						
101.43750.36010-Probation Fees - General Fund	(5,000)	(5,000)	0.00	0.00	(5,000.00)	0.00 %
Total Fees of Office/Charges for Service	(5,000)	(5,000)	0.00	0.00	(5,000.00)	0.00 %
Department 36010 Totals	(5,000)	(5,000)	0.00	0.00	(5,000.00)	0.00 %
41010-Sheriff						
Intergovernment Revenues-Federal						
101.42360.41010-Grants-Homeland Security-Federal thru State	0	(114,662)	(114,633.69)	0.00	(28.31)	99.98 %
101.42622.41010-Federal Funds - HIDTA	0	(20,496)	(18,877.77)	0.00	(1,618.23)	92.10 %
Total Intergovernment Revenues-Federal	0	(135,158)	(133,511.46)	0.00	(1,646.54)	98.78 %
Fees of Office/Charges for Service						
101.43010.41010-Fees of Office/Charges for Service	(10,000)	(10,000)	(12,403.67)	0.00	2,403.67	124.04 %
101.43050.41010-Copies	0	0	(138.00)	0.00	138.00	0.00 %
101.43740.41010-Bond Fees-General Fund	(2,400)	(2,400)	(2,794.50)	0.00	394.50	116.44 %
Total Fees of Office/Charges for Service	(12,400)	(12,400)	(15,336.17)	0.00	2,936.17	123.68 %
Other Revenue						
101.48110.41010-Other Revenue	0	0	(144.70)	0.00	144.70	0.00 %



Walker County Budget vs Actual Report
As of the Month Ended 8/31/2025
For the Fiscal Year Ending September 30, 2025
Transactions Posted as of 4:02 PM

Page 7 of 27
9/25/2025
4:02 PM

Account	Original Budget	Revised Budget	Actual	Encumbrances	Variance	Pct to Date
101.48200.41010-Insurance Refunds/Credits	0	(91,121)	(91,121.05)	0.00	0.05	100.00 %
Total Other Revenue	0	(91,121)	(91,265.75)	0.00	144.75	100.16 %
Department 41010 Totals	(12,400)	(238,679)	(240,113.38)	0.00	1,434.38	100.60 %
41030-Sheriff Estray						
Fees of Office/Charges for Service						
101.43010.41030-Fees of Office/Charges for Service	(2,830)	(2,830)	(4,675.48)	0.00	1,845.48	165.21 %
Total Fees of Office/Charges for Service	(2,830)	(2,830)	(4,675.48)	0.00	1,845.48	165.21 %
Department 41030 Totals	(2,830)	(2,830)	(4,675.48)	0.00	1,845.48	165.21 %
44001-Constables Central						
Fees of Office/Charges for Service						
101.43010.44001-Fees of Office/Charges for Service	0	0	(14.00)	0.00	14.00	0.00 %
101.43020.44001-Serving Papers	(150,000)	(150,000)	(134,381.34)	0.00	(15,618.66)	89.59 %
Total Fees of Office/Charges for Service	(150,000)	(150,000)	(134,395.34)	0.00	(15,604.66)	89.60 %
Department 44001 Totals	(150,000)	(150,000)	(134,395.34)	0.00	(15,604.66)	89.60 %
44010-Constable Precinct 1						
Fees of Office/Charges for Service						
101.43010.44010-Fees of Office/Charges for Service	0	0	(105.00)	0.00	105.00	0.00 %
101.43020.44010-Serving Papers	0	0	(12,900.00)	0.00	12,900.00	0.00 %
Total Fees of Office/Charges for Service	0	0	(13,005.00)	0.00	13,005.00	-∞
Department 44010 Totals	0	0	(13,005.00)	0.00	13,005.00	-∞
44020-Constable Precinct 2						
Fees of Office/Charges for Service						
101.43010.44020-Fees of Office/Charges for Service	0	0	(5.00)	0.00	5.00	0.00 %
101.43020.44020-Serving Papers	0	0	(7,500.00)	0.00	7,500.00	0.00 %
Total Fees of Office/Charges for Service	0	0	(7,505.00)	0.00	7,505.00	-∞
Department 44020 Totals	0	0	(7,505.00)	0.00	7,505.00	-∞
44030-Constable Precinct 3						
Fees of Office/Charges for Service						
101.43010.44030-Fees of Office/Charges for Service	0	0	(25.00)	0.00	25.00	0.00 %
101.43020.44030-Serving Papers	0	0	(6,300.00)	0.00	6,300.00	0.00 %
Total Fees of Office/Charges for Service	0	0	(6,325.00)	0.00	6,325.00	-∞
Department 44030 Totals	0	0	(6,325.00)	0.00	6,325.00	-∞
44040-Constable Precinct 4						
Fees of Office/Charges for Service						
101.43010.44040-Fees of Office/Charges for Service	(10,000)	(10,000)	(40,444.39)	0.00	30,444.39	404.44 %
101.43020.44040-Serving Papers	0	0	(19,500.00)	0.00	19,500.00	0.00 %
Total Fees of Office/Charges for Service	(10,000)	(10,000)	(59,944.39)	0.00	49,944.39	599.44 %
Department 44040 Totals	(10,000)	(10,000)	(59,944.39)	0.00	49,944.39	599.44 %
50010-County Jail						
Intergovernmental Revenues						
101.42010.50010-State Funds	0	0	(254.00)	0.00	254.00	0.00 %



Walker County Budget vs Actual Report
As of the Month Ended 8/31/2025
For the Fiscal Year Ending September 30, 2025
Transactions Posted as of 4:02 PM

Page 8 of 27
9/25/2025
4:02 PM

Account	Original Budget	Revised Budget	Actual	Encumbrances	Variance	Pct to Date
101.42470.50010-Inmate Housing-Other Counties	0	0	(4,950.00)	0.00	4,950.00	0.00 %
Total Intergovernmental Revenues	0	0	(5,204.00)	0.00	5,204.00	-∞
Intergovernment Revenues-Federal						
101.42620.50010-Federal Funds	0	0	(10,430.94)	0.00	10,430.94	0.00 %
Total Intergovernment Revenues-Federal	0	0	(10,430.94)	0.00	10,430.94	-∞
Fees of Office/Charges for Service						
101.43060.50010-Coin Phones	(112,000)	(112,000)	(127,795.97)	0.00	15,795.97	114.10 %
Total Fees of Office/Charges for Service	(112,000)	(112,000)	(127,795.97)	0.00	15,795.97	114.10 %
Department 50010 Totals	(112,000)	(112,000)	(143,430.91)	0.00	31,430.91	128.06 %
50020-County Jail Inmate Medical Cost Center						
Fees of Office/Charges for Service						
101.43400.50020-Charges to Hospital District	(69,420)	(69,420)	(63,635.00)	0.00	(5,785.00)	91.67 %
101.43401.50020-WCHD-True Up	0	0	(41,183.71)	0.00	41,183.71	0.00 %
101.43410.50020-In-Clinic Doctor Visits	(15,000)	(15,000)	(9,420.00)	0.00	(5,580.00)	62.80 %
Total Fees of Office/Charges for Service	(84,420)	(84,420)	(114,238.71)	0.00	29,818.71	135.32 %
Department 50020 Totals	(84,420)	(84,420)	(114,238.71)	0.00	29,818.71	135.32 %
50110-Adult Probation Support- General Fund						
Fees of Office/Charges for Service						
101.43010.50110-Fees of Office/Charges for Service	0	(9,878)	(28,321.00)	0.00	18,443.00	286.71 %
Total Fees of Office/Charges for Service	0	(9,878)	(28,321.00)	0.00	18,443.00	286.71 %
Department 50110 Totals	0	(9,878)	(28,321.00)	0.00	18,443.00	286.71 %
61020-Planning and Development						
Licenses and Permits						
101.41020.61020-Licenses and Permits	(425,000)	(425,000)	(576,248.69)	0.00	151,248.69	135.59 %
101.41030.61020-OSSF Fees	(60,000)	(60,000)	(63,240.00)	0.00	3,240.00	105.40 %
Total Licenses and Permits	(485,000)	(485,000)	(639,488.69)	0.00	154,488.69	131.85 %
Fees of Office/Charges for Service						
101.43010.61020-Fees of Office/Charges for Service	0	0	(165.00)	0.00	165.00	0.00 %
101.43599.61020-Cash Short and Over	0	0	(0.29)	0.00	0.29	0.00 %
Total Fees of Office/Charges for Service	0	0	(165.29)	0.00	165.29	-∞
Department 61020 Totals	(485,000)	(485,000)	(639,653.98)	0.00	154,653.98	131.89 %
Fund 101 Totals	(30,962,954)	(31,317,606)	(31,518,472.25)	0.00	200,866.25	100.64 %
105-General Projects Fund						
11105-Revenues-General Projects Fund						
Intergovernmental Revenues						
105.42229.11105-Grant Revenue-Other	0	(119,106)	0.00	0.00	(119,106.00)	0.00 %
Total Intergovernmental Revenues	0	(119,106)	0.00	0.00	(119,106.00)	0.00 %
Intergovernment Revenues-Federal						
105.42710.11105-Disaster Relief Funds	0	0	(525.06)	0.00	525.06	0.00 %
Total Intergovernment Revenues-Federal	0	0	(525.06)	0.00	525.06	-∞
Interest Income						
105.48010.11105-Interest	(270,000)	(270,000)	(204,831.80)	0.00	(65,168.20)	75.86 %
Total Interest Income	(270,000)	(270,000)	(204,831.80)	0.00	(65,168.20)	75.86 %



Walker County Budget vs Actual Report
As of the Month Ended 8/31/2025
For the Fiscal Year Ending September 30, 2025
Transactions Posted as of 4:02 PM

Page 9 of 27
9/25/2025
4:02 PM

Account	Original Budget	Revised Budget	Actual	Encumbrances	Variance	Pct to Date
Other Revenue						
105.48110.11105-Other Revenue	0	0	(107.00)	0.00	107.00	0.00 %
Total Other Revenue	0	0	(107.00)	0.00	107.00	-∞
Department 11105 Totals	(270,000)	(389,106)	(205,463.86)	0.00	(183,642.14)	52.80 %
Fund 105 Totals	(270,000)	(389,106)	(205,463.86)	0.00	(183,642.14)	52.80 %
115-General Capital Projects Fund						
11115-General Capital Projects Revenues						
Interest Income						
115.48010.11115-Interest	(260,000)	(260,000)	(238,201.94)	0.00	(21,798.06)	91.62 %
Total Interest Income	(260,000)	(260,000)	(238,201.94)	0.00	(21,798.06)	91.62 %
Department 11115 Totals	(260,000)	(260,000)	(238,201.94)	0.00	(21,798.06)	91.62 %
119-ARP Relief/Recovery Fund						
11119-Revenues-Recovery Fund						
Interest Income						
119.48010.11119-Interest	0	0	(13,040.56)	0.00	13,040.56	0.00 %
Total Interest Income	0	0	(13,040.56)	0.00	13,040.56	-∞
Department 11119 Totals	0	0	(13,040.56)	0.00	13,040.56	-∞
185-Healthy County Initiative Fund						
11185-Revenues-Healthy County Initiative						
Interest Income						
185.48010.11185-Interest	(600)	(600)	(647.16)	0.00	47.16	107.86 %
Total Interest Income	(600)	(600)	(647.16)	0.00	47.16	107.86 %
Other Revenue						
185.48110.11185-Other Revenue	0	0	(3,870.00)	0.00	3,870.00	0.00 %
Total Other Revenue	0	0	(3,870.00)	0.00	3,870.00	-∞
Department 11185 Totals	(600)	(600)	(4,517.16)	0.00	3,917.16	752.86 %
Fund 185 Totals	(600)	(600)	(4,517.16)	0.00	3,917.16	752.86 %
186-StateSheriffGrant						
11186-Revenues-Sheriff SB22 Grant						
Interest Income						
186.48010.11186-Interest	0	0	(3,037.95)	0.00	3,037.95	0.00 %
Total Interest Income	0	0	(3,037.95)	0.00	3,037.95	-∞
Department 11186 Totals	0	0	(3,037.95)	0.00	3,037.95	-∞
187-StateCDAGrant						
11187-Revenues-CDA SB22 Grant						
Interest Income						
187.48010.11187-Interest	0	0	(1.13)	0.00	1.13	0.00 %
Total Interest Income	0	0	(1.13)	0.00	1.13	-∞
Department 11187 Totals	0	0	(1.13)	0.00	1.13	-∞



Walker County Budget vs Actual Report
As of the Month Ended 8/31/2025
For the Fiscal Year Ending September 30, 2025
Transactions Posted as of 4:02 PM

Page 10 of 27
9/25/2025
4:02 PM

Account	Original Budget	Revised Budget	Actual	Encumbrances	Variance	Pct to Date
192-Debt Service Fund						
11192-Revenues-Debt Service Fund						
Current Ad Valorem Taxes						
192.40110.11192-Current Ad Valorem Taxes	(1,157,503)	(1,157,503)	(1,321,753.20)	0.00	164,250.20	114.19 %
Total Current Ad Valorem Taxes	(1,157,503)	(1,157,503)	(1,321,753.20)	0.00	164,250.20	114.19 %
Delinquent Ad Valorem Taxes						
192.40120.11192-Delinquent Ad Valorem Taxes	(22,000)	(22,000)	(22,472.82)	0.00	472.82	102.15 %
Total Delinquent Ad Valorem Taxes	(22,000)	(22,000)	(22,472.82)	0.00	472.82	102.15 %
Ad Valorem Penalty and Interest						
192.40130.11192-Penalties and Interest-Ad Valorem Taxes	(19,000)	(19,000)	(21,024.23)	0.00	2,024.23	110.65 %
Total Ad Valorem Penalty and Interest	(19,000)	(19,000)	(21,024.23)	0.00	2,024.23	110.65 %
Interest Income						
192.48010.11192-Interest	(30,000)	(30,000)	(39,587.20)	0.00	9,587.20	131.96 %
Total Interest Income	(30,000)	(30,000)	(39,587.20)	0.00	9,587.20	131.96 %
Department 11192 Totals	(1,228,503)	(1,228,503)	(1,404,837.45)	0.00	176,334.45	114.35 %
Fund 192 Totals	(1,228,503)	(1,228,503)	(1,404,837.45)	0.00	176,334.45	114.35 %
220-Road and Bridge Fund						
11220-Revenues-Road and Bridge Fund						
Current Ad Valorem Taxes						
220.40110.11220-Current Ad Valorem Taxes	(4,982,929)	(4,982,929)	(4,929,157.50)	0.00	(53,771.50)	98.92 %
Total Current Ad Valorem Taxes	(4,982,929)	(4,982,929)	(4,929,157.50)	0.00	(53,771.50)	98.92 %
Intergovernmental Revenues						
220.42010.11220-State Funds	(99,300)	(99,300)	(100,318.48)	0.00	1,018.48	101.03 %
Total Intergovernmental Revenues	(99,300)	(99,300)	(100,318.48)	0.00	1,018.48	101.03 %
Intergovernment Revenues-Federal						
220.42630.11220-US Forest Service	(120,000)	(120,000)	(14,173.61)	0.00	(105,826.39)	11.81 %
Total Intergovernment Revenues-Federal	(120,000)	(120,000)	(14,173.61)	0.00	(105,826.39)	11.81 %
Road and Bridge Fees						
220.44510.11220-Road and Bridge Fees	(530,250)	(530,250)	(547,260.00)	0.00	17,010.00	103.21 %
Total Road and Bridge Fees	(530,250)	(530,250)	(547,260.00)	0.00	17,010.00	103.21 %
License Fee Registration						
220.44610.11220-License Fee Registration	(360,000)	(360,000)	(360,000.00)	0.00	0.00	100.00 %
Total License Fee Registration	(360,000)	(360,000)	(360,000.00)	0.00	0.00	100.00 %
Fines and Forfeitures						
220.47601.11220-JP #1 Fines	(90,000)	(90,000)	(112,973.98)	0.00	22,973.98	125.53 %
220.47602.11220-JP #2 Fines	(30,000)	(30,000)	(51,043.38)	0.00	21,043.38	170.14 %
220.47603.11220-JP #3 Fines	(31,000)	(31,000)	(33,302.95)	0.00	2,302.95	107.43 %
220.47604.11220-JP #4 Fines	(75,000)	(75,000)	(117,686.23)	0.00	42,686.23	156.92 %
220.47606.11220-License and Weight Fines	(150,000)	(150,000)	(93,420.40)	0.00	(56,579.60)	62.28 %
220.47610.11220-County Court at Law Fines	(75,000)	(75,000)	(76,833.08)	0.00	1,833.08	102.44 %
220.47622.11220-District Courts Fines	(75,000)	(75,000)	(95,795.26)	0.00	20,795.26	127.73 %
Total Fines and Forfeitures	(526,000)	(526,000)	(581,055.28)	0.00	55,055.28	110.47 %



Walker County Budget vs Actual Report
As of the Month Ended 8/31/2025
For the Fiscal Year Ending September 30, 2025
Transactions Posted as of 4:02 PM

Page 11 of 27
9/25/2025
4:02 PM

Account	Original Budget	Revised Budget	Actual	Encumbrances	Variance	Pct to Date
Interest Income						
220.48010.11220-Interest	(160,000)	(160,000)	(102,707.97)	0.00	(57,292.03)	64.19 %
Total Interest Income	(160,000)	(160,000)	(102,707.97)	0.00	(57,292.03)	64.19 %
Tranfers In						
220.49901.11220-Transfer from General Fund	(600,000)	(600,000)	(600,000.00)	0.00	0.00	100.00 %
Total Tranfers In	(600,000)	(600,000)	(600,000.00)	0.00	0.00	100.00 %
Department 11220 Totals	(7,378,479)	(7,378,479)	(7,234,672.84)	0.00	(143,806.16)	98.05 %
82200-Road and Bridge General						
Intergovernmental Revenues						
220.42350.82200-HGAC Grants - State Funds	0	(23,383)	(31,383.85)	0.00	8,000.85	134.22 %
Total Intergovernmental Revenues	0	(23,383)	(31,383.85)	0.00	8,000.85	134.22 %
Department 82200 Totals	0	(23,383)	(31,383.85)	0.00	8,000.85	134.22 %
82210-Road and Bridge Precinct 1						
Intergovernment Revenues-Federal						
220.42710.82210-Disaster Relief Funds	0	(345,419)	(345,418.41)	0.00	(0.59)	100.00 %
Total Intergovernment Revenues-Federal	0	(345,419)	(345,418.41)	0.00	(0.59)	100.00 %
Other Revenue						
220.48110.82210-Other Revenue	0	(852)	(852.00)	0.00	0.00	100.00 %
Total Other Revenue	0	(852)	(852.00)	0.00	0.00	100.00 %
Department 82210 Totals	0	(346,271)	(346,270.41)	0.00	(0.59)	100.00 %
82220-Road and Bridge Precinct 2						
Intergovernment Revenues-Federal						
220.42630.82220-US Forest Service	0	0	(14,186.00)	0.00	14,186.00	0.00 %
220.42710.82220-Disaster Relief Funds	0	(704,677)	(704,676.11)	0.00	(0.89)	100.00 %
Total Intergovernment Revenues-Federal	0	(704,677)	(718,862.11)	0.00	14,185.11	102.01 %
Department 82220 Totals	0	(704,677)	(718,862.11)	0.00	14,185.11	102.01 %
82230-Road and Bridge Precinct 3						
Intergovernment Revenues-Federal						
220.42630.82230-US Forest Service	0	0	(10,594.00)	0.00	10,594.00	0.00 %
220.42710.82230-Disaster Relief Funds	0	(23,107)	(23,106.88)	0.00	(0.12)	100.00 %
Total Intergovernment Revenues-Federal	0	(23,107)	(33,700.88)	0.00	10,593.88	145.85 %
Other Revenue						
220.48110.82230-Other Revenue	0	(6,725)	(9,511.40)	0.00	2,786.40	141.43 %
Total Other Revenue	0	(6,725)	(9,511.40)	0.00	2,786.40	141.43 %
Department 82230 Totals	0	(29,832)	(43,212.28)	0.00	13,380.28	144.85 %
82240-Road and Bridge Precinct 4						
Intergovernment Revenues-Federal						
220.42630.82240-US Forest Service	0	0	(80,220.00)	0.00	80,220.00	0.00 %
220.42710.82240-Disaster Relief Funds	0	(43,177)	(43,176.16)	0.00	(0.84)	100.00 %
Total Intergovernment Revenues-Federal	0	(43,177)	(123,396.16)	0.00	80,219.16	285.79 %



Walker County Budget vs Actual Report
As of the Month Ended 8/31/2025
For the Fiscal Year Ending September 30, 2025
Transactions Posted as of 4:02 PM

Page 12 of 27
9/25/2025
4:02 PM

Account	Original Budget	Revised Budget	Actual	Encumbrances	Variance	Pct to Date
Other Revenue						
220.48200.82240-Insurance Refunds/Credits	0	(16,752)	(16,752.99)	0.00	0.99	100.01 %
Total Other Revenue	0	(16,752)	(16,752.99)	0.00	0.99	100.01 %
Department 82240 Totals	0	(59,929)	(140,149.15)	0.00	80,220.15	233.86 %
Fund 220 Totals	(7,378,479)	(8,542,571)	(8,514,550.64)	0.00	(28,020.36)	99.67 %
221-RB Grant-CDBG-MIT F003						
84401-RB Grant-CDBG-MIT F003						
Intergovernment Revenues-Federal						
221.42230.84401-Grant Revenue-Federal thru State	0	0	(150,209.78)	0.00	150,209.78	0.00 %
Total Intergovernment Revenues-Federal	0	0	(150,209.78)	0.00	150,209.78	-∞
Department 84401 Totals	0	0	(150,209.78)	0.00	150,209.78	-∞
222-RB Grant-CDBG-MIT E999						
84002-RB Grant-CDBG-MIT E999						
Intergovernment Revenues-Federal						
222.42230.84002-Grant Revenue-Federal thru State	0	0	(225,590.38)	0.00	225,590.38	0.00 %
Total Intergovernment Revenues-Federal	0	0	(225,590.38)	0.00	225,590.38	-∞
Department 84002 Totals	0	0	(225,590.38)	0.00	225,590.38	-∞
301-Walker County Emergency Medical Services (EMS) Fund						
11301-Revenues-Walker County EMS Fund						
Current Ad Valorem Taxes						
301.40110.11301-Current Ad Valorem Taxes	(3,161,043)	(3,161,043)	(3,116,134.07)	0.00	(44,908.93)	98.58 %
Total Current Ad Valorem Taxes	(3,161,043)	(3,161,043)	(3,116,134.07)	0.00	(44,908.93)	98.58 %
Intergovernmental Revenues						
301.42010.11301-State Funds	0	0	(14,617.00)	0.00	14,617.00	0.00 %
Total Intergovernmental Revenues	0	0	(14,617.00)	0.00	14,617.00	-∞
Fees of Office/Charges for Service						
301.43010.11301-Fees of Office/Charges for Service	(1,400)	(1,400)	(857.50)	0.00	(542.50)	61.25 %
Total Fees of Office/Charges for Service	(1,400)	(1,400)	(857.50)	0.00	(542.50)	61.25 %
Ambulance Fees						
301.43800.11301-Ambulance Services	(3,200,000)	(3,200,000)	(1,788,568.29)	0.00	(1,411,431.71)	55.89 %
301.43802.11301-EMSMC Payments Direct WC	0	0	(589,668.67)	0.00	589,668.67	0.00 %
301.43803.11301-Ambulance CreditCard deposits	0	0	(73,998.48)	0.00	73,998.48	0.00 %
301.43804.11301-Emergicon Billed Writeoff fromCollection Agency	0	0	(3,831.77)	0.00	3,831.77	0.00 %
301.43806.11301-Ambulance Billed Accounts-Emergicon	0	0	(224,048.60)	0.00	224,048.60	0.00 %
301.43807.11301-EMS Standby/Other Services	0	0	(1,146.67)	0.00	1,146.67	0.00 %
301.43997.11301-WriteOffs Collected	(20,000)	(20,000)	(2,953.49)	0.00	(17,046.51)	14.77 %
Total Ambulance Fees	(3,220,000)	(3,220,000)	(2,684,215.97)	0.00	(535,784.03)	83.36 %
Interest Income						
301.48010.11301-Interest	(100,000)	(100,000)	(176,535.70)	0.00	76,535.70	176.54 %
Total Interest Income	(100,000)	(100,000)	(176,535.70)	0.00	76,535.70	176.54 %



Walker County Budget vs Actual Report
As of the Month Ended 8/31/2025
For the Fiscal Year Ending September 30, 2025
Transactions Posted as of 4:02 PM

Page 13 of 27
9/25/2025
4:02 PM

Account	Original Budget	Revised Budget	Actual	Encumbrances	Variance	Pct to Date
Other Revenue						
301.48110.11301-Other Revenue	0	0	(42,347.43)	0.00	42,347.43	0.00 %
301.48200.11301-Insurance Refunds/Credits	0	0	(13,125.19)	0.00	13,125.19	0.00 %
Total Other Revenue	0	0	(55,472.62)	0.00	55,472.62	-∞
Department 11301 Totals	(6,482,443)	(6,482,443)	(6,047,832.86)	0.00	(434,610.14)	93.30 %
46100-Walker County EMS - Emergency Services						
Other Revenue						
301.48200.46100-Insurance Refunds/Credits	0	0	(29,438.21)	0.00	29,438.21	0.00 %
Total Other Revenue	0	0	(29,438.21)	0.00	29,438.21	-∞
Department 46100 Totals	0	0	(29,438.21)	0.00	29,438.21	-∞
Fund 301 Totals	(6,482,443)	(6,482,443)	(6,077,271.07)	0.00	(405,171.93)	93.75 %
401-SB22-CDA Grant FY 2025						
11401-Revenues-CDA SB22 Grant Fy 2025						
Intergovernmental Revenues						
401.42010.11401-State Funds	0	(275,000)	(275,000.00)	0.00	0.00	100.00 %
Total Intergovernmental Revenues	0	(275,000)	(275,000.00)	0.00	0.00	100.00 %
Interest Income						
401.48010.11401-Interest	0	0	(6,730.85)	0.00	6,730.85	0.00 %
Total Interest Income	0	0	(6,730.85)	0.00	6,730.85	-∞
Department 11401 Totals	0	(275,000)	(281,730.85)	0.00	6,730.85	102.45 %
Fund 401 Totals	0	(275,000)	(281,730.85)	0.00	6,730.85	102.45 %
410-SB22-Sheriff Grant FY 2025						
11410-Revenues-SO SB22 Grant Fy 2025						
Intergovernmental Revenues						
410.42010.11410-State Funds	0	(500,000)	(500,000.00)	0.00	0.00	100.00 %
Total Intergovernmental Revenues	0	(500,000)	(500,000.00)	0.00	0.00	100.00 %
Interest Income						
410.48010.11410-Interest	0	0	(18,009.57)	0.00	18,009.57	0.00 %
Total Interest Income	0	0	(18,009.57)	0.00	18,009.57	-∞
Department 11410 Totals	0	(500,000)	(518,009.57)	0.00	18,009.57	103.60 %
Fund 410 Totals	0	(500,000)	(518,009.57)	0.00	18,009.57	103.60 %
473-AutoTheft Task Force						
42080-AutoTheft Task Force						
Intergovernmental Revenues						
473.42010.42080-State Funds	(110,681)	(110,681)	(92,162.44)	0.00	(18,518.56)	83.27 %
Total Intergovernmental Revenues	(110,681)	(110,681)	(92,162.44)	0.00	(18,518.56)	83.27 %
Department 42080 Totals	(110,681)	(110,681)	(92,162.44)	0.00	(18,518.56)	83.27 %
474-District Attorney Victim Assistance Coord						
32091-District Attorney Victim Assistance Coord						
Intergovernment Revenues-Federal						
474.42620.32091-Federal Funds	(63,529)	(63,529)	(44,492.11)	0.00	(19,036.89)	70.03 %
Total Intergovernment Revenues-Federal	(63,529)	(63,529)	(44,492.11)	0.00	(19,036.89)	70.03 %



Walker County Budget vs Actual Report
As of the Month Ended 8/31/2025
For the Fiscal Year Ending September 30, 2025
Transactions Posted as of 4:02 PM

Page 14 of 27
9/25/2025
4:02 PM

Account	Original Budget	Revised Budget	Actual	Encumbrances	Variance	Pct to Date
Tranfers In						
474.49901.32091-Transfer from General Fund	(15,882)	(15,882)	(15,882.00)	0.00	0.00	100.00 %
Total Tranfers In	(15,882)	(15,882)	(15,882.00)	0.00	0.00	100.00 %
Department 32091 Totals	(79,411)	(79,411)	(60,374.11)	0.00	(19,036.89)	76.03 %
Fund 474 Totals	(79,411)	(79,411)	(60,374.11)	0.00	(19,036.89)	76.03 %
481-Grant-Jag						
48861-JAG Grant - 2024						
Intergovernment Revenues-Federal						
481.42620.48861-Federal Funds	(7,021)	(7,021)	(1,992.42)	0.00	(5,028.58)	28.38 %
Total Intergovernment Revenues-Federal	(7,021)	(7,021)	(1,992.42)	0.00	(5,028.58)	28.38 %
Department 48861 Totals	(7,021)	(7,021)	(1,992.42)	0.00	(5,028.58)	28.38 %
511-County Records Management and Preservation Fund						
11511-Revenues-County Records Management and Preservation Fund						
Fees of Office/Charges for Service						
511.43010.11511-Fees of Office/Charges for Service	0	0	(2,690.09)	0.00	2,690.09	0.00 %
Total Fees of Office/Charges for Service	0	0	(2,690.09)	0.00	2,690.09	-∞
Department 11511 Totals	0	0	(2,690.09)	0.00	2,690.09	-∞
512-County Records Preservation II Fund						
11512-Revenues-County Records Preservation II Fund						
Fees of Office/Charges for Service						
512.43010.11512-Fees of Office/Charges for Service	0	0	(147.68)	0.00	147.68	0.00 %
Total Fees of Office/Charges for Service	0	0	(147.68)	0.00	147.68	-∞
Interest Income						
512.48010.11512-Interest	(1,000)	(1,000)	(2,833.04)	0.00	1,833.04	283.30 %
Total Interest Income	(1,000)	(1,000)	(2,833.04)	0.00	1,833.04	283.30 %
Department 11512 Totals	(1,000)	(1,000)	(2,980.72)	0.00	1,980.72	298.07 %
Fund 512 Totals	(1,000)	(1,000)	(2,980.72)	0.00	1,980.72	298.07 %
515-County Clerk Records Management and Preservation Fund						
11515-Revenues-County Clerk Records Managment and Preservation Fun						
Fees of Office/Charges for Service						
515.43010.11515-Fees of Office/Charges for Service	(105,000)	(105,000)	(106,548.68)	0.00	1,548.68	101.47 %
Total Fees of Office/Charges for Service	(105,000)	(105,000)	(106,548.68)	0.00	1,548.68	101.47 %
Interest Income						
515.48010.11515-Interest	(8,000)	(8,000)	(15,617.80)	0.00	7,617.80	195.22 %
Total Interest Income	(8,000)	(8,000)	(15,617.80)	0.00	7,617.80	195.22 %
Department 11515 Totals	(113,000)	(113,000)	(122,166.48)	0.00	9,166.48	108.11 %
Fund 515 Totals	(113,000)	(113,000)	(122,166.48)	0.00	9,166.48	108.11 %



Walker County Budget vs Actual Report
As of the Month Ended 8/31/2025
For the Fiscal Year Ending September 30, 2025
Transactions Posted as of 4:02 PM

Page 15 of 27
9/25/2025
4:02 PM

Account	Original Budget	Revised Budget	Actual	Encumbrances	Variance	Pct to Date
516-County Clerk Records Archive Fund						
11516-Revenues-County Clerk Records Archive Fund						
Fees of Office/Charges for Service						
516.43010.11516-Fees of Office/Charges for Service	(85,000)	(85,000)	(88,820.00)	0.00	3,820.00	104.49 %
Total Fees of Office/Charges for Service	(85,000)	(85,000)	(88,820.00)	0.00	3,820.00	104.49 %
Interest Income						
516.48010.11516-Interest	(8,000)	(8,000)	(14,349.90)	0.00	6,349.90	179.37 %
Total Interest Income	(8,000)	(8,000)	(14,349.90)	0.00	6,349.90	179.37 %
Department 11516 Totals	(93,000)	(93,000)	(103,169.90)	0.00	10,169.90	110.94 %
Fund 516 Totals	(93,000)	(93,000)	(103,169.90)	0.00	10,169.90	110.94 %
517-Court Facilities Fund-SB41						
11517-Revenues-Court Facilities Fund-SB41						
Fees of Office/Charges for Service						
517.43010.11517-Fees of Office/Charges for Service	(12,000)	(12,000)	0.00	0.00	(12,000.00)	0.00 %
Total Fees of Office/Charges for Service	(12,000)	(12,000)	0.00	0.00	(12,000.00)	0.00 %
Interest Income						
517.48010.11517-Interest	(1,000)	(1,000)	(1,923.00)	0.00	923.00	192.30 %
Total Interest Income	(1,000)	(1,000)	(1,923.00)	0.00	923.00	192.30 %
Department 11517 Totals	(13,000)	(13,000)	(1,923.00)	0.00	(11,077.00)	14.79 %
15050-County Clerk						
Fees of Office/Charges for Service						
517.43010.15050-Fees of Office/Charges for Service	0	0	(3,159.72)	0.00	3,159.72	0.00 %
Total Fees of Office/Charges for Service	0	0	(3,159.72)	0.00	3,159.72	-∞
Department 15050 Totals	0	0	(3,159.72)	0.00	3,159.72	-∞
15051-County Clerk Legislative						
Fees of Office/Charges for Service						
517.43010.15051-Fees of Office/Charges for Service	0	0	(5,060.00)	0.00	5,060.00	0.00 %
Total Fees of Office/Charges for Service	0	0	(5,060.00)	0.00	5,060.00	-∞
Department 15051 Totals	0	0	(5,060.00)	0.00	5,060.00	-∞
31010-District Clerk						
Fees of Office/Charges for Service						
517.43010.31010-Fees of Office/Charges for Service	0	0	(5,788.87)	0.00	5,788.87	0.00 %
Total Fees of Office/Charges for Service	0	0	(5,788.87)	0.00	5,788.87	-∞
Department 31010 Totals	0	0	(5,788.87)	0.00	5,788.87	-∞
31011-District Clerk - Fund 517						
Fees of Office/Charges for Service						
517.43010.31011-Fees of Office/Charges for Service	0	0	(7,317.41)	0.00	7,317.41	0.00 %
Total Fees of Office/Charges for Service	0	0	(7,317.41)	0.00	7,317.41	-∞
Department 31011 Totals	0	0	(7,317.41)	0.00	7,317.41	-∞
Fund 517 Totals	(13,000)	(13,000)	(23,249.00)	0.00	10,249.00	178.84 %



Walker County Budget vs Actual Report
As of the Month Ended 8/31/2025
For the Fiscal Year Ending September 30, 2025
Transactions Posted as of 4:02 PM

Page 16 of 27
9/25/2025
4:02 PM

Account	Original Budget	Revised Budget	Actual	Encumbrances	Variance	Pct to Date
518-District Clerk Records Management and Preservation Fund						
11518-Revenues-District Clerk Records Management and Preservation						
Fees of Office/Charges for Service						
518.43010.11518-Fees of Office/Charges for Service	(20,000)	(20,000)	(25,768.23)	0.00	5,768.23	128.84 %
Total Fees of Office/Charges for Service	(20,000)	(20,000)	(25,768.23)	0.00	5,768.23	128.84 %
Interest Income						
518.48010.11518-Interest	(1,500)	(1,500)	(1,985.77)	0.00	485.77	132.38 %
Total Interest Income	(1,500)	(1,500)	(1,985.77)	0.00	485.77	132.38 %
Department 11518 Totals	(21,500)	(21,500)	(27,754.00)	0.00	6,254.00	129.09 %
Fund 518 Totals	(21,500)	(21,500)	(27,754.00)	0.00	6,254.00	129.09 %
519-District Clerk Rider Fund						
11519-Revenues-District Clerk Rider Fund						
Intergovernmental Revenues						
519.42010.11519-State Funds	(84,000)	(84,000)	(77,000.00)	0.00	(7,000.00)	91.67 %
Total Intergovernmental Revenues	(84,000)	(84,000)	(77,000.00)	0.00	(7,000.00)	91.67 %
Interest Income						
519.48010.11519-Interest	(3,000)	(3,000)	(3,939.98)	0.00	939.98	131.33 %
Total Interest Income	(3,000)	(3,000)	(3,939.98)	0.00	939.98	131.33 %
Department 11519 Totals	(87,000)	(87,000)	(80,939.98)	0.00	(6,060.02)	93.03 %
Fund 519 Totals	(87,000)	(87,000)	(80,939.98)	0.00	(6,060.02)	93.03 %
520-District Clerk Archive Fund						
11520-District Clerk Archive						
Fees of Office/Charges for Service						
520.43010.11520-Fees of Office/Charges for Service	0	0	(73.80)	0.00	73.80	0.00 %
Total Fees of Office/Charges for Service	0	0	(73.80)	0.00	73.80	-∞
Department 11520 Totals	0	0	(73.80)	0.00	73.80	-∞
523-County Jury Fee Fund						
11523-Revenues-County Jury Fee Fund						
Fees of Office/Charges for Service						
523.43010.11523-Fees of Office/Charges for Service	0	0	(533.68)	0.00	533.68	0.00 %
523.43720.11523-Jury Fee	0	0	(322.70)	0.00	322.70	0.00 %
Total Fees of Office/Charges for Service	0	0	(856.38)	0.00	856.38	-∞
Department 11523 Totals	0	0	(856.38)	0.00	856.38	-∞
Fund 523 Totals	0	0	(856.38)	0.00	856.38	-∞
524-County Jury Fund-SB41						
11524-Revenues-County Jury Fund-SB41						
Fees of Office/Charges for Service						
524.43010.11524-Fees of Office/Charges for Service	(6,000)	(6,000)	(840.00)	0.00	(5,160.00)	14.00 %
Total Fees of Office/Charges for Service	(6,000)	(6,000)	(840.00)	0.00	(5,160.00)	14.00 %
Interest Income						
524.48010.11524-Interest	0	0	(214.27)	0.00	214.27	0.00 %
Total Interest Income	0	0	(214.27)	0.00	214.27	-∞
Department 11524 Totals	(6,000)	(6,000)	(1,054.27)	0.00	(4,945.73)	17.57 %



Walker County Budget vs Actual Report
As of the Month Ended 8/31/2025
For the Fiscal Year Ending September 30, 2025
Transactions Posted as of 4:02 PM

Page 17 of 27
9/25/2025
4:02 PM

Account	Original Budget	Revised Budget	Actual	Encumbrances	Variance	Pct to Date
15050-County Clerk						
Fees of Office/Charges for Service						
524.43010.15050-Fees of Office/Charges for Service	0	0	(749.86)	0.00	749.86	0.00 %
Total Fees of Office/Charges for Service	0	0	(749.86)	0.00	749.86	-∞
Department 15050 Totals	0	0	(749.86)	0.00	749.86	-∞
15052-County Clerk Legislative						
Fees of Office/Charges for Service						
524.43010.15052-Fees of Office/Charges for Service	0	0	(2,530.00)	0.00	2,530.00	0.00 %
Total Fees of Office/Charges for Service	0	0	(2,530.00)	0.00	2,530.00	-∞
Department 15052 Totals	0	0	(2,530.00)	0.00	2,530.00	-∞
31010-District Clerk						
Fees of Office/Charges for Service						
524.43010.31010-Fees of Office/Charges for Service	0	0	(2,894.43)	0.00	2,894.43	0.00 %
Total Fees of Office/Charges for Service	0	0	(2,894.43)	0.00	2,894.43	-∞
Department 31010 Totals	0	0	(2,894.43)	0.00	2,894.43	-∞
31012-District Clerk Fund 527						
Fees of Office/Charges for Service						
524.43010.31012-Fees of Office/Charges for Service	0	0	(3,658.69)	0.00	3,658.69	0.00 %
Total Fees of Office/Charges for Service	0	0	(3,658.69)	0.00	3,658.69	-∞
Department 31012 Totals	0	0	(3,658.69)	0.00	3,658.69	-∞
Fund 524 Totals	(6,000)	(6,000)	(10,887.25)	0.00	4,887.25	181.45 %
525-Court Reporter Service Fund						
11525-Revenues-Court Reporter Service Fund						
Fees of Office/Charges for Service						
525.43010.11525-Fees of Office/Charges for Service	0	0	(374.76)	0.00	374.76	0.00 %
525.43730.11525-Court Reporter Fee	(24,000)	(24,000)	(26,661.07)	0.00	2,661.07	111.09 %
Total Fees of Office/Charges for Service	(24,000)	(24,000)	(27,035.83)	0.00	3,035.83	112.65 %
Interest Income						
525.48010.11525-Interest	(200)	(200)	(428.57)	0.00	228.57	214.29 %
Total Interest Income	(200)	(200)	(428.57)	0.00	228.57	214.29 %
Department 11525 Totals	(24,200)	(24,200)	(27,464.40)	0.00	3,264.40	113.49 %
Fund 525 Totals	(24,200)	(24,200)	(27,464.40)	0.00	3,264.40	113.49 %
526-County Law Library Fund						
11526-Revenues-County Law Library Fund						
Fees of Office/Charges for Service						
526.43010.11526-Fees of Office/Charges for Service	(36,000)	(36,000)	(37,322.16)	0.00	1,322.16	103.67 %
Total Fees of Office/Charges for Service	(36,000)	(36,000)	(37,322.16)	0.00	1,322.16	103.67 %
Interest Income						
526.48010.11526-Interest	(600)	(600)	(2,676.41)	0.00	2,076.41	446.07 %
Total Interest Income	(600)	(600)	(2,676.41)	0.00	2,076.41	446.07 %
Department 11526 Totals	(36,600)	(36,600)	(39,998.57)	0.00	3,398.57	109.29 %
Fund 526 Totals	(36,600)	(36,600)	(39,998.57)	0.00	3,398.57	109.29 %



Walker County Budget vs Actual Report
As of the Month Ended 8/31/2025
For the Fiscal Year Ending September 30, 2025
Transactions Posted as of 4:02 PM

Page 18 of 27
9/25/2025
4:02 PM

Account	Original Budget	Revised Budget	Actual	Encumbrances	Variance	Pct to Date
527-Language Access Fund-SB41						
11527-Revenues-Language Access Fund-SB41						
Fees of Office/Charges for Service						
527.43010.11527-Fees of Office/Charges for Service	(3,000)	(3,000)	0.00	0.00	(3,000.00)	0.00 %
Total Fees of Office/Charges for Service	(3,000)	(3,000)	0.00	0.00	(3,000.00)	0.00 %
Department 11527 Totals	(3,000)	(3,000)	0.00	0.00	(3,000.00)	0.00 %
15050-County Clerk						
Fees of Office/Charges for Service						
527.43010.15050-Fees of Office/Charges for Service	0	0	(473.96)	0.00	473.96	0.00 %
Total Fees of Office/Charges for Service	0	0	(473.96)	0.00	473.96	-∞
Department 15050 Totals	0	0	(473.96)	0.00	473.96	-∞
15053-County Clerk Legislative						
Fees of Office/Charges for Service						
527.43010.15053-Fees of Office/Charges for Service	0	0	(759.00)	0.00	759.00	0.00 %
Total Fees of Office/Charges for Service	0	0	(759.00)	0.00	759.00	-∞
Department 15053 Totals	0	0	(759.00)	0.00	759.00	-∞
31010-District Clerk						
Fees of Office/Charges for Service						
527.43010.31010-Fees of Office/Charges for Service	0	0	(868.35)	0.00	868.35	0.00 %
Total Fees of Office/Charges for Service	0	0	(868.35)	0.00	868.35	-∞
Department 31010 Totals	0	0	(868.35)	0.00	868.35	-∞
31013-District Clerk -Fund 574						
Fees of Office/Charges for Service						
527.43010.31013-Fees of Office/Charges for Service	0	0	(1,097.62)	0.00	1,097.62	0.00 %
Total Fees of Office/Charges for Service	0	0	(1,097.62)	0.00	1,097.62	-∞
Department 31013 Totals	0	0	(1,097.62)	0.00	1,097.62	-∞
33010-Justice of Peace Precinct 1						
Fees of Office/Charges for Service						
527.43010.33010-Fees of Office/Charges for Service	0	0	(768.00)	0.00	768.00	0.00 %
Total Fees of Office/Charges for Service	0	0	(768.00)	0.00	768.00	-∞
Department 33010 Totals	0	0	(768.00)	0.00	768.00	-∞
33013-Justice of Peace Precinct 1						
Fees of Office/Charges for Service						
527.43010.33013-Fees of Office/Charges for Service	0	0	(894.00)	0.00	894.00	0.00 %
Total Fees of Office/Charges for Service	0	0	(894.00)	0.00	894.00	-∞
Department 33013 Totals	0	0	(894.00)	0.00	894.00	-∞
33020-Justice of Peace Precinct 2						
Fees of Office/Charges for Service						
527.43010.33020-Fees of Office/Charges for Service	0	0	(342.00)	0.00	342.00	0.00 %
Total Fees of Office/Charges for Service	0	0	(342.00)	0.00	342.00	-∞
Department 33020 Totals	0	0	(342.00)	0.00	342.00	-∞



Walker County Budget vs Actual Report
As of the Month Ended 8/31/2025
For the Fiscal Year Ending September 30, 2025
Transactions Posted as of 4:02 PM

Page 19 of 27
9/25/2025
4:02 PM

Account	Original Budget	Revised Budget	Actual	Encumbrances	Variance	Pct to Date
33023-Justice of Peace Precinct 2						
Fees of Office/Charges for Service						
527.43010.33023-Fees of Office/Charges for Service	0	0	(483.00)	0.00	483.00	0.00 %
Total Fees of Office/Charges for Service	0	0	(483.00)	0.00	483.00	-∞
Department 33023 Totals	0	0	(483.00)	0.00	483.00	-∞
33030-Justice of Peace Precinct 3						
Fees of Office/Charges for Service						
527.43010.33030-Fees of Office/Charges for Service	0	0	(486.00)	0.00	486.00	0.00 %
Total Fees of Office/Charges for Service	0	0	(486.00)	0.00	486.00	-∞
Department 33030 Totals	0	0	(486.00)	0.00	486.00	-∞
33033-Justice of Peace Precinct 3						
Fees of Office/Charges for Service						
527.43010.33033-Fees of Office/Charges for Service	0	0	(651.00)	0.00	651.00	0.00 %
Total Fees of Office/Charges for Service	0	0	(651.00)	0.00	651.00	-∞
Department 33033 Totals	0	0	(651.00)	0.00	651.00	-∞
33040-Justice of Peace Precinct 4						
Fees of Office/Charges for Service						
527.43010.33040-Fees of Office/Charges for Service	0	0	(735.00)	0.00	735.00	0.00 %
Total Fees of Office/Charges for Service	0	0	(735.00)	0.00	735.00	-∞
Department 33040 Totals	0	0	(735.00)	0.00	735.00	-∞
33043-Justice of Peace Precinct 4						
Fees of Office/Charges for Service						
527.43010.33043-Fees of Office/Charges for Service	0	0	(1,023.00)	0.00	1,023.00	0.00 %
Total Fees of Office/Charges for Service	0	0	(1,023.00)	0.00	1,023.00	-∞
Department 33043 Totals	0	0	(1,023.00)	0.00	1,023.00	-∞
Fund 527 Totals	(3,000)	(3,000)	(8,580.93)	0.00	5,580.93	286.03 %
536-Courthouse Security Fund						
11536-Revenues-Courthouse Security Fund						
Fees of Office/Charges for Service						
536.43010.11536-Fees of Office/Charges for Service	(39,000)	(39,000)	(36,452.37)	0.00	(2,547.63)	93.47 %
Total Fees of Office/Charges for Service	(39,000)	(39,000)	(36,452.37)	0.00	(2,547.63)	93.47 %
Tranfers In						
536.49901.11536-Transfer from General Fund	(44,741)	(44,741)	(44,741.00)	0.00	0.00	100.00 %
Total Tranfers In	(44,741)	(44,741)	(44,741.00)	0.00	0.00	100.00 %
Department 11536 Totals	(83,741)	(83,741)	(81,193.37)	0.00	(2,547.63)	96.96 %
Fund 536 Totals	(83,741)	(83,741)	(81,193.37)	0.00	(2,547.63)	96.96 %
537-Justice Courts Building Security Fund						
11537-Revenues-Justice Courts Building Security Fund						
Fees of Office/Charges for Service						
537.43010.11537-Fees of Office/Charges for Service	(3,200)	(3,200)	(3,856.90)	0.00	656.90	120.53 %
Total Fees of Office/Charges for Service	(3,200)	(3,200)	(3,856.90)	0.00	656.90	120.53 %



Walker County Budget vs Actual Report
As of the Month Ended 8/31/2025
For the Fiscal Year Ending September 30, 2025
Transactions Posted as of 4:02 PM

Page 20 of 27
9/25/2025
4:02 PM

Account	Original Budget	Revised Budget	Actual	Encumbrances	Variance	Pct to Date
Interest Income						
537.48010.11537-Interest	(1,000)	(1,000)	(2,106.45)	0.00	1,106.45	210.65 %
Total Interest Income	(1,000)	(1,000)	(2,106.45)	0.00	1,106.45	210.65 %
Department 11537 Totals	(4,200)	(4,200)	(5,963.35)	0.00	1,763.35	141.98 %
Fund 537 Totals	(4,200)	(4,200)	(5,963.35)	0.00	1,763.35	141.98 %
538-JP TruancyPrev and Diversion Fund						
11538-JP Truancy Prevention and Diversion						
Fees of Office/Charges for Service						
538.43010.11538-Fees of Office/Charges for Service	(14,000)	(14,000)	(15,337.05)	0.00	1,337.05	109.55 %
Total Fees of Office/Charges for Service	(14,000)	(14,000)	(15,337.05)	0.00	1,337.05	109.55 %
Interest Income						
538.48010.11538-Interest	(100)	(100)	(182.13)	0.00	82.13	182.13 %
Total Interest Income	(100)	(100)	(182.13)	0.00	82.13	182.13 %
Department 11538 Totals	(14,100)	(14,100)	(15,519.18)	0.00	1,419.18	110.07 %
Fund 538 Totals	(14,100)	(14,100)	(15,519.18)	0.00	1,419.18	110.07 %
539-County Specialty Court Programs						
11539-County Specialty Court Programs						
Fees of Office/Charges for Service						
539.43030.11539-County Specialty Court Programs	(6,000)	(6,000)	(6,816.12)	0.00	816.12	113.60 %
Total Fees of Office/Charges for Service	(6,000)	(6,000)	(6,816.12)	0.00	816.12	113.60 %
Interest Income						
539.48010.11539-Interest	(100)	(100)	(463.11)	0.00	363.11	463.11 %
Total Interest Income	(100)	(100)	(463.11)	0.00	363.11	463.11 %
Department 11539 Totals	(6,100)	(6,100)	(7,279.23)	0.00	1,179.23	119.33 %
Fund 539 Totals	(6,100)	(6,100)	(7,279.23)	0.00	1,179.23	119.33 %
550-Justice Courts Technology Fund						
11550-Revenues-Justice Courts Technology Fund						
Fees of Office/Charges for Service						
550.43010.11550-Fees of Office/Charges for Service	(12,000)	(12,000)	(12,788.12)	0.00	788.12	106.57 %
Total Fees of Office/Charges for Service	(12,000)	(12,000)	(12,788.12)	0.00	788.12	106.57 %
Interest Income						
550.48010.11550-Interest	(3,500)	(3,500)	(3,278.14)	0.00	(221.86)	93.66 %
Total Interest Income	(3,500)	(3,500)	(3,278.14)	0.00	(221.86)	93.66 %
Department 11550 Totals	(15,500)	(15,500)	(16,066.26)	0.00	566.26	103.65 %
Fund 550 Totals	(15,500)	(15,500)	(16,066.26)	0.00	566.26	103.65 %
551-County and District Courts Technology Fund						
11551-Revenues-County and District Courts Technology Fund						
Fees of Office/Charges for Service						
551.43010.11551-Fees of Office/Charges for Service	(1,250)	(1,250)	(1,496.57)	0.00	246.57	119.73 %
Total Fees of Office/Charges for Service	(1,250)	(1,250)	(1,496.57)	0.00	246.57	119.73 %



Walker County Budget vs Actual Report
As of the Month Ended 8/31/2025
For the Fiscal Year Ending September 30, 2025
Transactions Posted as of 4:02 PM

Page 21 of 27
9/25/2025
4:02 PM

Account	Original Budget	Revised Budget	Actual	Encumbrances	Variance	Pct to Date
Interest Income						
551.48010.11551-Interest	0	0	(37.94)	0.00	37.94	0.00 %
Total Interest Income	0	0	(37.94)	0.00	37.94	-∞
Department 11551 Totals	(1,250)	(1,250)	(1,534.51)	0.00	284.51	122.76 %
Fund 551 Totals	(1,250)	(1,250)	(1,534.51)	0.00	284.51	122.76 %
552-Child Abuse Prevention Fund						
11552-Child Abuse Prevention Abuse Fund						
Fees of Office/Charges for Service						
552.43705.11552-Child Abuse Fine to Dedicated Fund	(500)	(500)	(821.67)	0.00	321.67	164.33 %
Total Fees of Office/Charges for Service	(500)	(500)	(821.67)	0.00	321.67	164.33 %
Department 11552 Totals	(500)	(500)	(821.67)	0.00	321.67	164.33 %
560-District Attorney Prosecutors Supplement Fund						
11560-Revenues-District Attorney Prosecutors Fund						
Intergovernmental Revenues						
560.42010.11560-State Funds	(22,500)	(22,500)	(20,286.48)	0.00	(2,213.52)	90.16 %
Total Intergovernmental Revenues	(22,500)	(22,500)	(20,286.48)	0.00	(2,213.52)	90.16 %
Department 11560 Totals	(22,500)	(22,500)	(20,286.48)	0.00	(2,213.52)	90.16 %
561-Pretrial Intervention Program Fund						
11561-Revenues-Pretrial Intervention Program Fund						
Fees of Office/Charges for Service						
561.43010.11561-Fees of Office/Charges for Service	(13,000)	(13,000)	(30,152.00)	0.00	17,152.00	231.94 %
Total Fees of Office/Charges for Service	(13,000)	(13,000)	(30,152.00)	0.00	17,152.00	231.94 %
Interest Income						
561.48010.11561-Interest	(3,000)	(3,000)	(6,489.20)	0.00	3,489.20	216.31 %
Total Interest Income	(3,000)	(3,000)	(6,489.20)	0.00	3,489.20	216.31 %
Department 11561 Totals	(16,000)	(16,000)	(36,641.20)	0.00	20,641.20	229.01 %
Fund 561 Totals	(16,000)	(16,000)	(36,641.20)	0.00	20,641.20	229.01 %
562-District Attorney Forfeiture Fund						
11562-Revenues-District Attorney Forfeiture Fund						
Fines and Forfeitures						
562.47850.11562-Forfeitures-Sheriff,DOJ EquitableSharing, District Attorney	0	0	(17,965.62)	0.00	17,965.62	0.00 %
Total Fines and Forfeitures	0	0	(17,965.62)	0.00	17,965.62	-∞
Interest Income						
562.48010.11562-Interest	(7,000)	(7,000)	(9,256.62)	0.00	2,256.62	132.24 %
Total Interest Income	(7,000)	(7,000)	(9,256.62)	0.00	2,256.62	132.24 %
Department 11562 Totals	(7,000)	(7,000)	(27,222.24)	0.00	20,222.24	388.89 %
Fund 562 Totals	(7,000)	(7,000)	(27,222.24)	0.00	20,222.24	388.89 %



Walker County Budget vs Actual Report
As of the Month Ended 8/31/2025
For the Fiscal Year Ending September 30, 2025
Transactions Posted as of 4:02 PM

Page 22 of 27
9/25/2025
4:02 PM

Account	Original Budget	Revised Budget	Actual	Encumbrances	Variance	Pct to Date
563-District Attorney Hot Check Fee Fund						
11563-Revenues-District Attorney Hot Check Fee Fund						
Fees of Office/Charges for Service						
563.43140.11563-Hot Check Fees	0	0	(262.00)	0.00	262.00	0.00 %
Total Fees of Office/Charges for Service	0	0	(262.00)	0.00	262.00	-∞
Department 11563 Totals	0	0	(262.00)	0.00	262.00	-∞
574-Sheriff Forfeiture Fund						
11574-Revenues-Sheriff Forfeiture Fund						
Fines and Forfeitures						
574.47850.11574-Forfeitures-Sheriff,DOJ EquitableSharing, District Attorney	0	0	(2,317.54)	0.00	2,317.54	0.00 %
Total Fines and Forfeitures	0	0	(2,317.54)	0.00	2,317.54	-∞
Interest Income						
574.48010.11574-Interest	(20,000)	(20,000)	(23,606.90)	0.00	3,606.90	118.03 %
Total Interest Income	(20,000)	(20,000)	(23,606.90)	0.00	3,606.90	118.03 %
Department 11574 Totals	(20,000)	(20,000)	(25,924.44)	0.00	5,924.44	129.62 %
Fund 574 Totals	(20,000)	(20,000)	(25,924.44)	0.00	5,924.44	129.62 %
576-Sheriff Inmate Medical Fund						
11576-Revenues-Sheriff Inmate Medical Fund						
Fees of Office/Charges for Service						
576.43010.11576-Fees of Office/Charges for Service	(3,600)	(3,600)	(4,129.94)	0.00	529.94	114.72 %
Total Fees of Office/Charges for Service	(3,600)	(3,600)	(4,129.94)	0.00	529.94	114.72 %
Interest Income						
576.48010.11576-Interest	(2,000)	(2,000)	(2,351.29)	0.00	351.29	117.56 %
Total Interest Income	(2,000)	(2,000)	(2,351.29)	0.00	351.29	117.56 %
Department 11576 Totals	(5,600)	(5,600)	(6,481.23)	0.00	881.23	115.74 %
Fund 576 Totals	(5,600)	(5,600)	(6,481.23)	0.00	881.23	115.74 %
577-DOJ Equitable Sharing Fund						
11577-Revenues-Equitable Sharing Fund						
Fines and Forfeitures						
577.47850.11577-Forfeitures-Sheriff,DOJ EquitableSharing, District Attorney	0	0	(170,273.15)	0.00	170,273.15	0.00 %
Total Fines and Forfeitures	0	0	(170,273.15)	0.00	170,273.15	-∞
Interest Income						
577.48010.11577-Interest	(12,000)	(12,000)	(23,109.56)	0.00	11,109.56	192.58 %
Total Interest Income	(12,000)	(12,000)	(23,109.56)	0.00	11,109.56	192.58 %
Department 11577 Totals	(12,000)	(12,000)	(193,382.71)	0.00	181,382.71	1611.52 %
Fund 577 Totals	(12,000)	(12,000)	(193,382.71)	0.00	181,382.71	1611.52 %
578-Sheriff Commissary Fund						
11578-Revenues-Sheriff Commissary Fund						
Fees of Office/Charges for Service						
578.43060.11578-Coin Phones	(74,000)	(74,000)	(67,791.20)	0.00	(6,208.80)	91.61 %
Total Fees of Office/Charges for Service	(74,000)	(74,000)	(67,791.20)	0.00	(6,208.80)	91.61 %



Walker County Budget vs Actual Report
As of the Month Ended 8/31/2025
For the Fiscal Year Ending September 30, 2025
Transactions Posted as of 4:02 PM

Page 23 of 27
9/25/2025
4:02 PM

Account	Original Budget	Revised Budget	Actual	Encumbrances	Variance	Pct to Date
Interest Income						
578.48010.11578-Interest	(10,000)	(10,000)	(21,367.72)	0.00	11,367.72	213.68 %
Total Interest Income	(10,000)	(10,000)	(21,367.72)	0.00	11,367.72	213.68 %
Other Revenue						
578.48130.11578-Vending Machines	0	0	1,048.92	0.00	(1,048.92)	0.00 %
578.48140.11578-Sales-Commissary	(63,000)	(63,000)	(89,565.97)	0.00	26,565.97	142.17 %
Total Other Revenue	(63,000)	(63,000)	(88,517.05)	0.00	25,517.05	140.50 %
Department 11578 Totals	(147,000)	(147,000)	(177,675.97)	0.00	30,675.97	120.87 %
Fund 578 Totals	(147,000)	(147,000)	(177,675.97)	0.00	30,675.97	120.87 %
583-Elections Equipment Fund						
11583-Revenues-Elections Equipment Fund						
Intergovernmental Revenues						
583.42410.11583-Intergovernmental Funds-Local	(43,000)	(43,000)	(35,255.66)	0.00	(7,744.34)	81.99 %
583.42415.11583-Intergovernmental Funds-State	0	0	(1,025.00)	0.00	1,025.00	0.00 %
Total Intergovernmental Revenues	(43,000)	(43,000)	(36,280.66)	0.00	(6,719.34)	84.37 %
Department 11583 Totals	(43,000)	(43,000)	(36,280.66)	0.00	(6,719.34)	84.37 %
Fund 583 Totals	(43,000)	(43,000)	(36,280.66)	0.00	(6,719.34)	84.37 %
584-Tax Assessor Elections Service Contract Fund						
11584-Revenues-Tax Assessor Election Service Contract Fund						
Fees of Office/Charges for Service						
584.43010.11584-Fees of Office/Charges for Service	(10,000)	(10,000)	(12,115.74)	0.00	2,115.74	121.16 %
Total Fees of Office/Charges for Service	(10,000)	(10,000)	(12,115.74)	0.00	2,115.74	121.16 %
Interest Income						
584.48010.11584-Interest	(500)	(500)	(2,539.63)	0.00	2,039.63	507.93 %
Total Interest Income	(500)	(500)	(2,539.63)	0.00	2,039.63	507.93 %
Department 11584 Totals	(10,500)	(10,500)	(14,655.37)	0.00	4,155.37	139.57 %
Fund 584 Totals	(10,500)	(10,500)	(14,655.37)	0.00	4,155.37	139.57 %
589-Tax Assessor Special Inventory Fee Fund						
11589-Revenues-Tax Assessor Special Inventory Fee Fund						
Fees of Office/Charges for Service						
589.43010.11589-Fees of Office/Charges for Service	0	0	(13,024.42)	0.00	13,024.42	0.00 %
Total Fees of Office/Charges for Service	0	0	(13,024.42)	0.00	13,024.42	-∞
Interest Income						
589.48010.11589-Interest	0	0	(2,537.32)	0.00	2,537.32	0.00 %
Total Interest Income	0	0	(2,537.32)	0.00	2,537.32	-∞
Department 11589 Totals	0	0	(15,561.74)	0.00	15,561.74	-∞
Fund 589 Totals	0	0	(15,561.74)	0.00	15,561.74	-∞
601-Special Prosecution/Civil/Juvenile Fund						
35020-SPU Criminal						
Intergovernmental Revenues						
601.42010.35020-State Funds	(1,520,542)	(1,520,542)	(1,254,992.21)	0.00	(265,549.79)	82.54 %



Walker County Budget vs Actual Report
As of the Month Ended 8/31/2025
For the Fiscal Year Ending September 30, 2025
Transactions Posted as of 4:02 PM

Page 24 of 27
9/25/2025
4:02 PM

Account	Original Budget	Revised Budget	Actual	Encumbrances	Variance	Pct to Date
601.42020.35020-State Longevity Pay	0	0	(34,707.20)	0.00	34,707.20	0.00 %
Total Intergovernmental Revenues	(1,520,542)	(1,520,542)	(1,289,699.41)	0.00	(230,842.59)	84.82 %
Department 35020 Totals	(1,520,542)	(1,520,542)	(1,289,699.41)	0.00	(230,842.59)	84.82 %
35030-SPU - State General Allocation						
Intergovernmental Revenues						
601.42010.35030-State Funds	(839,105)	(839,105)	(642,177.58)	0.00	(196,927.42)	76.53 %
Total Intergovernmental Revenues	(839,105)	(839,105)	(642,177.58)	0.00	(196,927.42)	76.53 %
Department 35030 Totals	(839,105)	(839,105)	(642,177.58)	0.00	(196,927.42)	76.53 %
35040-SPU Civil Division						
Intergovernmental Revenues						
601.42010.35040-State Funds	(2,903,028)	(2,903,028)	(2,276,259.72)	0.00	(626,768.28)	78.41 %
601.42020.35040-State Longevity Pay	0	0	(19,080.00)	0.00	19,080.00	0.00 %
Total Intergovernmental Revenues	(2,903,028)	(2,903,028)	(2,295,339.72)	0.00	(607,688.28)	79.07 %
Department 35040 Totals	(2,903,028)	(2,903,028)	(2,295,339.72)	0.00	(607,688.28)	79.07 %
35050-SPU Juvenile Division						
Intergovernmental Revenues						
601.42010.35050-State Funds	(1,205,668)	(1,205,668)	(921,533.22)	0.00	(284,134.78)	76.43 %
601.42020.35050-State Longevity Pay	0	0	(2,800.00)	0.00	2,800.00	0.00 %
Total Intergovernmental Revenues	(1,205,668)	(1,205,668)	(924,333.22)	0.00	(281,334.78)	76.67 %
Department 35050 Totals	(1,205,668)	(1,205,668)	(924,333.22)	0.00	(281,334.78)	76.67 %
Fund 601 Totals	(6,468,343)	(6,468,343)	(5,151,549.93)	0.00	(1,316,793.07)	79.64 %
615-Adult Probation-Basic Supervision Fund						
50130-Adult Basic Supervision						
Intergovernmental Revenues						
615.42010.50130-State Funds	(634,096)	(627,896)	(472,528.00)	0.00	(155,368.00)	75.26 %
615.42390.50130-SAFPF Grant Funds-State Funds	(4,000)	(4,000)	(8,162.00)	0.00	4,162.00	204.05 %
Total Intergovernmental Revenues	(638,096)	(631,896)	(480,690.00)	0.00	(151,206.00)	76.07 %
Adult Supervision Fees (CSCD)						
615.44710.50130-CSCD Probation Fees	(740,000)	(760,000)	(744,799.71)	0.00	(15,200.29)	98.00 %
615.44720.50130-CSCD Alcohol Evaluation Fees	(12,000)	(16,500)	(15,339.83)	0.00	(1,160.17)	92.97 %
615.44730.50130-CSCD U/A Evaluation Fee	(20,000)	(34,250)	(33,637.06)	0.00	(612.94)	98.21 %
615.44740.50130-CSCD DWI Evaluation Fee	(2,000)	0	0.00	0.00	0.00	0.00 %
615.44750.50130-CSCD Drug Offender Program Fee	(1,500)	0	0.00	0.00	0.00	0.00 %
615.44770.50130-CSCD Insurance Fees	(1,000)	(1,350)	(1,525.00)	0.00	175.00	112.96 %
615.44820.50130-CSCD Carry Forward Funds	(305,467)	(319,392)	0.00	0.00	(319,392.00)	0.00 %
615.44830.50130-CSCD Transaction Fees	(20,000)	(20,000)	(20,329.00)	0.00	329.00	101.65 %
615.44840.50130-CSCD Anger Mgmt Fees	(1,500)	(1,800)	(2,600.00)	0.00	800.00	144.44 %
615.44850.50130-CSCD Psych Evaluation	0	0	(1,169.48)	0.00	1,169.48	0.00 %
615.44860.50130-One-time Restitution Fee \$6 CSCD	0	0	(18.00)	0.00	18.00	0.00 %
615.44870.50130-CSCD Pre-Trial Diversion Fees	(35,000)	(35,000)	(34,791.00)	0.00	(209.00)	99.40 %
Total Adult Supervision Fees (CSCD)	(1,138,467)	(1,188,292)	(854,209.08)	0.00	(334,082.92)	71.89 %



Walker County Budget vs Actual Report
As of the Month Ended 8/31/2025
For the Fiscal Year Ending September 30, 2025
Transactions Posted as of 4:02 PM

Page 25 of 27
9/25/2025
4:02 PM

Account	Original Budget	Revised Budget	Actual	Encumbrances	Variance	Pct to Date
Interest Income						
615.48010.50130-Interest	(15,000)	(15,000)	(15,316.53)	0.00	316.53	102.11 %
Total Interest Income	(15,000)	(15,000)	(15,316.53)	0.00	316.53	102.11 %
Other Revenue						
615.48110.50130-Other Revenue	0	0	(143.74)	0.00	143.74	0.00 %
Total Other Revenue	0	0	(143.74)	0.00	143.74	-∞
Department 50130 Totals	(1,791,563)	(1,835,188)	(1,350,359.35)	0.00	(484,828.65)	73.58 %
Fund 615 Totals	(1,791,563)	(1,835,188)	(1,350,359.35)	0.00	(484,828.65)	73.58 %
616-Adult Probation - Service Oriented Programs Fund						
50150-Adult Service Oriented Programs						
Intergovernmental Revenues						
616.42010.50150-State Funds	(194,293)	(193,728)	(176,398.87)	0.00	(17,329.13)	91.05 %
Total Intergovernmental Revenues	(194,293)	(193,728)	(176,398.87)	0.00	(17,329.13)	91.05 %
Adult Supervision Fees (CSCD)						
616.44820.50150-CSCD Carry Forward Funds	0	(326)	(325.66)	0.00	(0.34)	99.90 %
Total Adult Supervision Fees (CSCD)	0	(326)	(325.66)	0.00	(0.34)	99.90 %
Tranfers In						
616.49930.50150-Transfers from Other Funds	(35,303)	(35,636)	(21,982.24)	0.00	(13,653.76)	61.69 %
Total Tranfers In	(35,303)	(35,636)	(21,982.24)	0.00	(13,653.76)	61.69 %
Department 50150 Totals	(229,596)	(229,690)	(198,706.77)	0.00	(30,983.23)	86.51 %
Fund 616 Totals	(229,596)	(229,690)	(198,706.77)	0.00	(30,983.23)	86.51 %
617-Adult Probation-Comprehensive Substance Abuse Fund						
50170-Adult Comprehensive Substance Abuse						
Intergovernmental Revenues						
617.42010.50170-State Funds	(116,686)	(116,686)	(105,526.07)	0.00	(11,159.93)	90.44 %
Total Intergovernmental Revenues	(116,686)	(116,686)	(105,526.07)	0.00	(11,159.93)	90.44 %
Adult Supervision Fees (CSCD)						
617.44820.50170-CSCD Carry Forward Funds	0	(1,026)	(1,025.70)	0.00	(0.30)	99.97 %
Total Adult Supervision Fees (CSCD)	0	(1,026)	(1,025.70)	0.00	(0.30)	99.97 %
Tranfers In						
617.49930.50170-Transfers from Other Funds	(11,097)	(18,071)	(2,519.14)	0.00	(15,551.86)	13.94 %
Total Tranfers In	(11,097)	(18,071)	(2,519.14)	0.00	(15,551.86)	13.94 %
Department 50170 Totals	(127,783)	(135,783)	(109,070.91)	0.00	(26,712.09)	80.33 %
Fund 617 Totals	(127,783)	(135,783)	(109,070.91)	0.00	(26,712.09)	80.33 %
618-Adult Probation-Pretrial Diversion Program Fund						
50190-Adult Pretrial Diversion Program						
Intergovernmental Revenues						
618.42010.50190-State Funds	(35,950)	(35,950)	(32,629.33)	0.00	(3,320.67)	90.76 %
Total Intergovernmental Revenues	(35,950)	(35,950)	(32,629.33)	0.00	(3,320.67)	90.76 %



Walker County Budget vs Actual Report
As of the Month Ended 8/31/2025
For the Fiscal Year Ending September 30, 2025
Transactions Posted as of 4:02 PM

Page 26 of 27
9/25/2025
4:02 PM

Account	Original Budget	Revised Budget	Actual	Encumbrances	Variance	Pct to Date
Tranfers In						
618.49930.50190-Transfers from Other Funds	(7,905)	(7,923)	(4,781.43)	0.00	(3,141.57)	60.35 %
Total Tranfers In	(7,905)	(7,923)	(4,781.43)	0.00	(3,141.57)	60.35 %
Department 50190 Totals	(43,855)	(43,873)	(37,410.76)	0.00	(6,462.24)	85.27 %
Fund 618 Totals	(43,855)	(43,873)	(37,410.76)	0.00	(6,462.24)	85.27 %
640-Juvenile Grant Fund Title IVE						
36030-Juvenile Title IV-E						
Interest Income						
640.48010.36030-Interest	0	0	(3,390.30)	0.00	3,390.30	0.00 %
Total Interest Income	0	0	(3,390.30)	0.00	3,390.30	-∞
Department 36030 Totals	0	0	(3,390.30)	0.00	3,390.30	-∞
641-Juvenile Grant-State Aid Fund						
36040-Juvenile State/Grant Aid						
Intergovernmental Revenues						
641.42010.36040-State Funds	(555,689)	(555,689)	(519,079.30)	0.00	(36,609.70)	93.41 %
Total Intergovernmental Revenues	(555,689)	(555,689)	(519,079.30)	0.00	(36,609.70)	93.41 %
Department 36040 Totals	(555,689)	(555,689)	(519,079.30)	0.00	(36,609.70)	93.41 %
645-Juvenile HGAC Services Grant						
11645-Revenues-Juvenile HGAC Services Grant						
Intergovernmental Revenues						
645.42350.11645-HGAC Grants - State Funds	0	0	(6,580.00)	0.00	6,580.00	0.00 %
Total Intergovernmental Revenues	0	0	(6,580.00)	0.00	6,580.00	-∞
Department 11645 Totals	0	0	(6,580.00)	0.00	6,580.00	-∞
701-Retiree Health Insurance Fund						
11701-Retiree Health Insurance Fund						
Interest Income						
701.48010.11701-Interest	(80,000)	(80,000)	(94,279.30)	0.00	14,279.30	117.85 %
Total Interest Income	(80,000)	(80,000)	(94,279.30)	0.00	14,279.30	117.85 %
Department 11701 Totals	(80,000)	(80,000)	(94,279.30)	0.00	14,279.30	117.85 %
802-Walker County Public Safety Communications Center						
11802-Revenues-Central Dispatch						
Intergovernmental Revenues						
802.42420.11802-Walker County	(802,794)	(802,794)	(735,894.50)	0.00	(66,899.50)	91.67 %
802.42450.11802-City of Huntsville	(802,794)	(802,794)	(802,794.00)	0.00	0.00	100.00 %
Total Intergovernmental Revenues	(1,605,588)	(1,605,588)	(1,538,688.50)	0.00	(66,899.50)	95.83 %
Interest Income						
802.48010.11802-Interest	(15,000)	(15,000)	(59,345.31)	0.00	44,345.31	395.64 %
Total Interest Income	(15,000)	(15,000)	(59,345.31)	0.00	44,345.31	395.64 %



Walker County Budget vs Actual Report
As of the Month Ended 8/31/2025
For the Fiscal Year Ending September 30, 2025
Transactions Posted as of 4:02 PM

Page 27 of 27
9/25/2025
4:02 PM

Account	Original Budget	Revised Budget	Actual	Encumbrances	Variance	Pct to Date
Other Revenue						
802.48110.11802-Other Revenue	0	0	(1,494.92)	0.00	1,494.92	0.00 %
Total Other Revenue	0	0	(1,494.92)	0.00	1,494.92	-∞
Department 11802 Totals	(1,620,588)	(1,620,588)	(1,599,528.73)	0.00	(21,059.27)	98.70 %
Fund 802 Totals	(1,620,588)	(1,620,588)	(1,599,528.73)	0.00	(21,059.27)	98.70 %
Report Totals	(58,504,800)	(60,969,387)	(59,512,982.02)	0.00	(1,456,404.98)	97.61 %



Walker County Budget vs Actual Report
As of the Month Ended 8/31/2025
For the Fiscal Year Ending September 30, 2025
Transactions Posted as of 4:04 PM

Page 1 of 14
9/25/2025
4:04 PM

Account	Original Budget	Revised Budget	Actual	Encumbrances	Variance	Pct to Date
101-General Fund						
15010-County Judge						
Salaries/Other Pay/Benefits	416,931	416,931	364,724.23	0.00	52,206.77	87.48 %
Operations	12,915	12,915	7,937.99	74.00	4,903.01	62.04 %
Department 15010 Totals	429,846	429,846	372,662.22	74.00	57,109.78	86.71 %
15020-IT Operations						
Salaries/Other Pay/Benefits	344,080	344,080	270,284.51	0.00	73,795.49	78.55 %
Operations	9,505	9,505	2,618.89	0.00	6,886.11	27.55 %
Department 15020 Totals	353,585	353,585	272,903.40	0.00	80,681.60	77.18 %
15030-IT Hardware/Software						
Operations	781,040	741,362	554,395.13	0.00	186,966.87	74.78 %
Department 15030 Totals	781,040	741,362	554,395.13	0.00	186,966.87	74.78 %
15050-County Clerk						
Salaries/Other Pay/Benefits	816,835	816,835	719,064.92	0.00	97,770.08	88.03 %
Operations	104,201	107,025	76,987.08	29.70	30,008.22	71.96 %
Department 15050 Totals	921,036	923,860	796,052.00	29.70	127,778.30	86.17 %
16010-Voter Registration						
Salaries/Other Pay/Benefits	78,904	78,904	72,012.25	0.00	6,891.75	91.27 %
Operations	8,000	10,600	9,395.01	0.00	1,204.99	88.63 %
Department 16010 Totals	86,904	89,504	81,407.26	0.00	8,096.74	90.95 %
16020-Elections						
Salaries/Other Pay/Benefits	167,030	207,030	189,188.73	0.00	17,841.27	91.38 %
Operations	111,678	85,678	81,367.34	0.00	4,310.66	94.97 %
Department 16020 Totals	278,708	292,708	270,556.07	0.00	22,151.93	92.43 %
17010-County Facilities						
Salaries/Other Pay/Benefits	705,589	705,589	640,677.25	0.00	64,911.75	90.80 %
Operations	504,302	584,872	443,497.72	30,070.24	111,304.04	80.97 %
Department 17010 Totals	1,209,891	1,290,461	1,084,174.97	30,070.24	176,215.79	86.34 %
17020-Facilities-Justice Center Municipal Allocation						
Operations	10,983	10,983	8,624.05	0.00	2,358.95	78.52 %
Department 17020 Totals	10,983	10,983	8,624.05	0.00	2,358.95	78.52 %
19010-Centralized Costs						
Salaries/Other Pay/Benefits	746,632	746,632	388,839.13	0.00	357,792.87	52.08 %
Operations	863,304	863,304	793,789.09	0.00	69,514.91	91.95 %
Department 19010 Totals	1,609,936	1,609,936	1,182,628.22	0.00	427,307.78	73.46 %
19200-Contingency						
Contingency	818,500	560,536	0.00	0.00	560,536.00	0.00 %
Department 19200 Totals	818,500	560,536	0.00	0.00	560,536.00	0.00 %
19940-Governmental/Services Contracts						
Intergovernmental/Contracts	0	0	25,000.00	0.00	(25,000.00)	∞
Department 19940 Totals	0	0	25,000.00	0.00	(25,000.00)	∞



Walker County Budget vs Actual Report
As of the Month Ended 8/31/2025
For the Fiscal Year Ending September 30, 2025
Transactions Posted as of 4:04 PM

Page 2 of 14
9/25/2025
4:04 PM

Account	Original Budget	Revised Budget	Actual	Encumbrances	Variance	Pct to Date
20005-County Auditor-Financial Systems						
Operations	105,000	144,678	97,947.30	13,042.40	33,688.30	76.71 %
Department 20005 Totals	105,000	144,678	97,947.30	13,042.40	33,688.30	76.71 %
20010-County Auditor						
Salaries/Other Pay/Benefits	1,013,508	1,013,508	839,673.33	0.00	173,834.67	82.85 %
Operations	48,211	48,211	14,394.60	317.79	33,498.61	30.52 %
Department 20010 Totals	1,061,719	1,061,719	854,067.93	317.79	207,333.28	80.47 %
20020-County Treasurer						
Salaries/Other Pay/Benefits	492,549	492,549	436,971.51	0.00	55,577.49	88.72 %
Operations	22,879	22,879	22,240.86	275.00	363.14	98.41 %
Department 20020 Totals	515,428	515,428	459,212.37	275.00	55,940.63	89.15 %
20030-County Treasurer - Collections						
Salaries/Other Pay/Benefits	155,247	155,247	137,066.01	0.00	18,180.99	88.29 %
Operations	14,820	14,820	8,166.66	495.00	6,158.34	58.45 %
Department 20030 Totals	170,067	170,067	145,232.67	495.00	24,339.33	85.69 %
20040-Purchasing						
Salaries/Other Pay/Benefits	286,507	286,507	250,541.06	0.00	35,965.94	87.45 %
Operations	22,783	22,783	10,525.72	1,872.50	10,384.78	54.42 %
Department 20040 Totals	309,290	309,290	261,066.78	1,872.50	46,350.72	85.01 %
21010-Vehicle Registration						
Salaries/Other Pay/Benefits	661,221	661,221	560,576.83	0.00	100,644.17	84.78 %
Operations	10,302	10,302	8,001.39	1,178.54	1,122.07	89.11 %
Department 21010 Totals	671,523	671,523	568,578.22	1,178.54	101,766.24	84.85 %
29940-Governmental/Services Contracts						
Intergovernmental/Contracts	847,486	847,486	847,486.00	0.00	0.00	100.00 %
Department 29940 Totals	847,486	847,486	847,486.00	0.00	0.00	100.00 %
30010-Courts-Central Costs						
Salaries/Other Pay/Benefits	44,880	44,880	38,892.74	0.00	5,987.26	86.66 %
Operations	380,165	201,814	155,513.98	0.00	46,300.02	77.06 %
Department 30010 Totals	425,045	246,694	194,406.72	0.00	52,287.28	78.80 %
30020-County Court at Law						
Salaries/Other Pay/Benefits	567,761	567,761	488,198.46	0.00	79,562.54	85.99 %
Operations	182,944	270,520	289,018.43	28.00	(18,526.43)	106.85 %
Department 30020 Totals	750,705	838,281	777,216.89	28.00	61,036.11	92.72 %
30030-12th Judicial District Court						
Salaries/Other Pay/Benefits	295,140	295,140	269,201.71	0.00	25,938.29	91.21 %
Operations	175,106	278,106	309,676.12	28.00	(31,598.12)	111.36 %
Department 30030 Totals	470,246	573,246	578,877.83	28.00	(5,659.83)	100.99 %
30040-278th Judicial District Court						
Salaries/Other Pay/Benefits	315,218	315,218	298,832.32	0.00	16,385.68	94.80 %



Walker County Budget vs Actual Report
As of the Month Ended 8/31/2025
For the Fiscal Year Ending September 30, 2025
Transactions Posted as of 4:04 PM

Page 3 of 14
9/25/2025
4:04 PM

Account	Original Budget	Revised Budget	Actual	Encumbrances	Variance	Pct to Date
Operations	151,623	296,505	334,797.93	2,615.30	(40,908.23)	113.80 %
Department 30040 Totals	466,841	611,723	633,630.25	2,615.30	(24,522.55)	104.01 %
30050-Courts-Pretrial Bond Supervision						
Salaries/Other Pay/Benefits	73,664	73,664	61,789.88	0.00	11,874.12	83.88 %
Operations	7,300	7,300	6,096.83	0.00	1,203.17	83.52 %
Department 30050 Totals	80,964	80,964	67,886.71	0.00	13,077.29	83.85 %
31010-District Clerk						
Salaries/Other Pay/Benefits	708,034	708,034	625,882.60	0.00	82,151.40	88.40 %
Operations	25,346	25,346	12,654.80	4,775.33	7,915.87	68.77 %
Department 31010 Totals	733,380	733,380	638,537.40	4,775.33	90,067.27	87.72 %
32010-Criminal District Attorney						
Salaries/Other Pay/Benefits	2,402,384	2,402,384	2,100,236.07	0.00	302,147.93	87.42 %
Operations	110,430	132,890	109,611.11	0.00	23,278.89	82.48 %
Department 32010 Totals	2,512,814	2,535,274	2,209,847.18	0.00	325,426.82	87.16 %
33010-Justice of Peace Precinct 1						
Salaries/Other Pay/Benefits	344,065	344,065	312,536.27	0.00	31,528.73	90.84 %
Operations	10,074	10,074	4,679.42	1,216.36	4,178.22	58.52 %
Department 33010 Totals	354,139	354,139	317,215.69	1,216.36	35,706.95	89.92 %
33020-Justice of Peace Precinct 2						
Salaries/Other Pay/Benefits	273,468	273,468	249,621.39	0.00	23,846.61	91.28 %
Operations	8,756	8,756	5,098.18	472.98	3,184.84	63.63 %
Department 33020 Totals	282,224	282,224	254,719.57	472.98	27,031.45	90.42 %
33030-Justice of Peace Precinct 3						
Salaries/Other Pay/Benefits	274,238	274,238	251,174.75	0.00	23,063.25	91.59 %
Operations	11,175	11,175	7,998.29	919.73	2,256.98	79.80 %
Department 33030 Totals	285,413	285,413	259,173.04	919.73	25,320.23	91.13 %
33040-Justice of Peace Precinct 4						
Salaries/Other Pay/Benefits	347,767	347,767	314,381.17	0.00	33,385.83	90.40 %
Operations	14,511	14,511	9,172.57	1,801.21	3,537.22	75.62 %
Department 33040 Totals	362,278	362,278	323,553.74	1,801.21	36,923.05	89.81 %
36010-Juvenile Probation Support - General Fund						
Salaries/Other Pay/Benefits	129,968	129,968	93,657.16	0.00	36,310.84	72.06 %
Operations	70,706	70,706	26,688.81	1,280.03	42,737.16	39.56 %
Department 36010 Totals	200,674	200,674	120,345.97	1,280.03	79,048.00	60.61 %
41010-Sheriff						
Salaries/Other Pay/Benefits	4,582,936	4,583,168	3,865,857.35	0.00	717,310.65	84.35 %
Operations	453,444	498,162	405,817.33	43,455.09	48,889.58	90.19 %
Capital	394,955	576,284	519,528.33	0.00	56,755.67	90.15 %
Department 41010 Totals	5,431,335	5,657,614	4,791,203.01	43,455.09	822,955.90	85.45 %



Walker County Budget vs Actual Report
As of the Month Ended 8/31/2025
For the Fiscal Year Ending September 30, 2025
Transactions Posted as of 4:04 PM

Page 4 of 14
9/25/2025
4:04 PM

Account	Original Budget	Revised Budget	Actual	Encumbrances	Variance	Pct to Date
41030-Sheriff Estray						
Operations	5,900	5,900	1,604.76	1,120.24	3,175.00	46.19 %
Department 41030 Totals	5,900	5,900	1,604.76	1,120.24	3,175.00	46.19 %
43010-Courthouse Security General Fund						
Salaries/Other Pay/Benefits	364,983	364,983	336,584.83	0.00	28,398.17	92.22 %
Department 43010 Totals	364,983	364,983	336,584.83	0.00	28,398.17	92.22 %
44001-Constables Central						
Salaries/Other Pay/Benefits	119,435	119,435	100,941.25	0.00	18,493.75	84.52 %
Operations	3,919	3,919	478.16	0.00	3,440.84	12.20 %
Department 44001 Totals	123,354	123,354	101,419.41	0.00	21,934.59	82.22 %
44010-Constable Precinct 1						
Salaries/Other Pay/Benefits	108,623	108,623	99,632.62	0.00	8,990.38	91.72 %
Operations	14,979	14,979	4,523.82	0.00	10,455.18	30.20 %
Capital	0	0	5,080.00	0.00	(5,080.00)	∞
Department 44010 Totals	123,602	123,602	109,236.44	0.00	14,365.56	88.38 %
44020-Constable Precinct 2						
Salaries/Other Pay/Benefits	116,652	126,652	106,896.84	0.00	19,755.16	84.40 %
Operations	11,523	11,523	6,319.39	801.95	4,401.66	61.80 %
Department 44020 Totals	128,175	138,175	113,216.23	801.95	24,156.82	82.52 %
44030-Constable Precinct 3						
Salaries/Other Pay/Benefits	198,833	198,833	184,153.72	0.00	14,679.28	92.62 %
Operations	17,864	17,864	8,042.81	298.47	9,522.72	46.69 %
Department 44030 Totals	216,697	216,697	192,196.53	298.47	24,202.00	88.83 %
44040-Constable Precinct 4						
Salaries/Other Pay/Benefits	593,119	593,119	531,592.97	0.00	61,526.03	89.63 %
Operations	70,826	60,015	44,886.77	5,347.03	9,781.20	83.70 %
Capital	68,770	79,581	69,387.35	0.00	10,193.65	87.19 %
Department 44040 Totals	732,715	732,715	645,867.09	5,347.03	81,500.88	88.88 %
45010-Support Personnel -DPS						
Salaries/Other Pay/Benefits	79,605	79,605	71,809.61	0.00	7,795.39	90.21 %
Operations	1,315	1,315	0.00	0.00	1,315.00	0.00 %
Department 45010 Totals	80,920	80,920	71,809.61	0.00	9,110.39	88.74 %
45020-Weigh Station Utilites and Services						
Operations	35,187	35,187	26,432.93	0.00	8,754.07	75.12 %
Department 45020 Totals	35,187	35,187	26,432.93	0.00	8,754.07	75.12 %
46010-Emergency Operations						
Salaries/Other Pay/Benefits	387,825	387,825	293,855.00	0.00	93,970.00	75.77 %
Operations	140,182	140,182	98,583.35	0.00	41,598.65	70.33 %
Department 46010 Totals	528,007	528,007	392,438.35	0.00	135,568.65	74.32 %



Walker County Budget vs Actual Report
As of the Month Ended 8/31/2025
For the Fiscal Year Ending September 30, 2025
Transactions Posted as of 4:04 PM

Page 5 of 14
9/25/2025
4:04 PM

Account	Original Budget	Revised Budget	Actual	Encumbrances	Variance	Pct to Date
49940-Public Safety Governmental/Services Contracts						
Intergovernmental/Contracts	1,049,281	1,049,281	961,845.50	0.00	87,435.50	91.67 %
Department 49940 Totals	1,049,281	1,049,281	961,845.50	0.00	87,435.50	91.67 %
50010-County Jail						
Salaries/Other Pay/Benefits	3,363,157	3,363,157	3,176,851.79	0.00	186,305.21	94.46 %
Operations	833,359	849,357	701,233.35	81,722.30	66,401.35	92.18 %
Capital	0	5,900	0.00	5,900.00	0.00	100.00 %
Department 50010 Totals	4,196,516	4,218,414	3,878,085.14	87,622.30	252,706.56	94.01 %
50020-County Jail Inmate Medical Cost Center						
Salaries/Other Pay/Benefits	229,273	229,273	183,595.80	0.00	45,677.20	80.08 %
Operations	221,178	221,178	140,694.49	9,136.21	71,347.30	67.74 %
Department 50020 Totals	450,451	450,451	324,290.29	9,136.21	117,024.50	74.02 %
50110-Adult Probation Support- General Fund						
Operations	56,498	66,376	48,644.63	0.00	17,731.37	73.29 %
Capital	0	0	0.00	26,238.85	(26,238.85)	∞
Department 50110 Totals	56,498	66,376	48,644.63	26,238.85	(8,507.48)	112.82 %
50120-Adult Probation -Community Services- General Fund						
Salaries/Other Pay/Benefits	77,347	77,347	70,853.69	0.00	6,493.31	91.60 %
Operations	850	850	450.98	0.00	399.02	53.06 %
Department 50120 Totals	78,197	78,197	71,304.67	0.00	6,892.33	91.19 %
60010-Veterans Services						
Salaries/Other Pay/Benefits	38,587	38,587	30,495.63	0.00	8,091.37	79.03 %
Operations	2,579	2,579	1,202.52	0.00	1,376.48	46.63 %
Department 60010 Totals	41,166	41,166	31,698.15	0.00	9,467.85	77.00 %
60020-Social Services						
Operations	23,800	23,800	638.80	0.00	23,161.20	2.68 %
Department 60020 Totals	23,800	23,800	638.80	0.00	23,161.20	2.68 %
61020-Planning and Development						
Salaries/Other Pay/Benefits	820,940	820,940	632,749.25	0.00	188,190.75	77.08 %
Operations	187,587	227,587	231,643.64	10,119.27	(14,175.91)	106.23 %
Capital	75,000	75,000	48,620.00	21,217.82	5,162.18	93.12 %
Department 61020 Totals	1,083,527	1,123,527	913,012.89	31,337.09	179,177.02	84.05 %
61050-Litter Control - General Fund						
Operations	14,476	14,476	15,134.23	1,313.79	(1,972.02)	113.62 %
Department 61050 Totals	14,476	14,476	15,134.23	1,313.79	(1,972.02)	113.62 %
69940-Health and Human Services - Governmental/Services Contracts						
Intergovernmental/Contracts	87,500	112,500	81,100.00	0.00	31,400.00	72.09 %
Department 69940 Totals	87,500	112,500	81,100.00	0.00	31,400.00	72.09 %
70010-Historical Commission						
Salaries/Other Pay/Benefits	22,720	22,720	20,388.65	0.00	2,331.35	89.74 %



Walker County Budget vs Actual Report
As of the Month Ended 8/31/2025
For the Fiscal Year Ending September 30, 2025
Transactions Posted as of 4:04 PM

Page 6 of 14
9/25/2025
4:04 PM

Account	Original Budget	Revised Budget	Actual	Encumbrances	Variance	Pct to Date
Operations	5,580	5,580	3,553.46	203.73	1,822.81	67.33 %
Department 70010 Totals	28,300	28,300	23,942.11	203.73	4,154.16	85.32 %
70020-Texas AgriLife Extension Service						
Salaries/Other Pay/Benefits	272,971	272,971	181,043.42	0.00	91,927.58	66.32 %
Operations	43,345	43,345	29,268.89	699.72	13,376.39	69.14 %
Department 70020 Totals	316,316	316,316	210,312.31	699.72	105,303.97	66.71 %
93000-Transfers Out -General Fund						
Transfers to Other Funds	644,741	644,741	644,741.00	0.00	0.00	100.00 %
Department 93000 Totals	644,741	644,741	644,741.00	0.00	0.00	100.00 %
Fund 101 Totals	32,947,309	33,301,961	28,244,164.49	268,066.58	4,789,729.93	85.62 %
105-General Projects Fund						
19990-General Government Projects						
Projects	494,990	3,543,906	345,883.29	130,326.79	3,067,695.92	13.44 %
Department 19990 Totals	494,990	3,543,906	345,883.29	130,326.79	3,067,695.92	13.44 %
29990-Financial Projects						
Projects	0	369,256	11,718.46	0.00	357,537.54	3.17 %
Department 29990 Totals	0	369,256	11,718.46	0.00	357,537.54	3.17 %
49990-Public Safety Projects						
Intergovernmental/Contracts	0	363,194	212,053.46	28,479.89	122,660.65	66.23 %
Projects	0	892,733	234,377.06	458,095.00	200,260.94	77.57 %
Capital	0	119,106	121,329.00	0.00	(2,223.00)	101.87 %
Department 49990 Totals	0	1,375,033	567,759.52	486,574.89	320,698.59	76.68 %
59990-Corrections and Rehabilitation Projects						
Projects	0	240,264	0.00	226,559.00	13,705.00	94.30 %
Department 59990 Totals	0	240,264	0.00	226,559.00	13,705.00	94.30 %
69990-Health and Human Services Projects						
Intergovernmental/Contracts	0	108,875	103,963.52	0.00	4,911.48	95.49 %
Projects	0	60,202	22,048.69	2,000.00	36,153.31	39.95 %
Department 69990 Totals	0	169,077	126,012.21	2,000.00	41,064.79	75.71 %
89990-Road and Bridge Projects						
Projects	0	0	7,437.50	4,562.50	(12,000.00)	∞
Department 89990 Totals	0	0	7,437.50	4,562.50	(12,000.00)	∞
Fund 105 Totals	494,990	5,697,536	1,058,810.98	850,023.18	3,788,701.84	33.50 %
115-General Capital Projects Fund						
19990-General Government Projects						
Projects	260,000	201,900	0.00	0.00	201,900.00	0.00 %
Capital	0	58,100	58,100.00	0.00	0.00	100.00 %
Department 19990 Totals	260,000	260,000	58,100.00	0.00	201,900.00	22.35 %
Fund 115 Totals	260,000	260,000	58,100.00	0.00	201,900.00	22.35 %



Walker County Budget vs Actual Report
As of the Month Ended 8/31/2025
For the Fiscal Year Ending September 30, 2025
Transactions Posted as of 4:04 PM

Page 7 of 14
9/25/2025
4:04 PM

Account	Original Budget	Revised Budget	Actual	Encumbrances	Variance	Pct to Date
119-ARP Relief/Recovery Fund						
18119-ARP-General Government						
ARP Funds	0	33,392	33,392.00	0.00	0.00	100.00 %
Department 18119 Totals	0	33,392	33,392.00	0.00	0.00	100.00 %
48119-ARP-Public Safety						
ARP Funds	0	368,712	368,711.34	0.00	0.66	100.00 %
Department 48119 Totals	0	368,712	368,711.34	0.00	0.66	100.00 %
Fund 119 Totals	0	402,104	402,103.34	0.00	0.66	100.00 %
185-Healthy County Initiative Fund						
15110-Healthy County Initiative						
Operations	3,000	3,000	5,409.07	0.00	(2,409.07)	180.30 %
Department 15110 Totals	3,000	3,000	5,409.07	0.00	(2,409.07)	180.30 %
186-StateSheriffGrant						
41040-Sheriff SB22 Grant						
Operations	0	52,928	42,979.95	0.00	9,948.05	81.20 %
Capital	0	43,920	43,919.55	0.00	0.45	100.00 %
Department 41040 Totals	0	96,848	86,899.50	0.00	9,948.50	89.73 %
Fund 186 Totals	0	96,848	86,899.50	0.00	9,948.50	89.73 %
192-Debt Service Fund						
92000-Debt Service						
Debt-Principal and Interest Payment	1,377,568	1,377,568	1,377,567.54	0.00	0.46	100.00 %
Department 92000 Totals	1,377,568	1,377,568	1,377,567.54	0.00	0.46	100.00 %
Fund 192 Totals	1,377,568	1,377,568	1,377,567.54	0.00	0.46	100.00 %
220-Road and Bridge Fund						
82200-Road and Bridge General						
Operations	70,000	182,751	33,994.31	11,787.78	136,968.91	25.05 %
Department 82200 Totals	70,000	182,751	33,994.31	11,787.78	136,968.91	25.05 %
82210-Road and Bridge Precinct 1						
Salaries/Other Pay/Benefits	768,695	768,695	686,282.64	0.00	82,412.36	89.28 %
Operations	747,490	1,825,110	1,079,846.33	143,928.94	601,334.73	67.05 %
Capital	0	70,325	70,325.00	0.00	0.00	100.00 %
Department 82210 Totals	1,516,185	2,664,130	1,836,453.97	143,928.94	683,747.09	74.34 %
82220-Road and Bridge Precinct 2						
Salaries/Other Pay/Benefits	1,032,309	1,032,309	807,777.76	0.00	224,531.24	78.25 %
Operations	1,139,183	2,530,556	1,335,359.98	259,531.16	935,664.86	63.03 %
Capital	0	318,411	309,502.32	0.00	8,908.68	97.20 %
Department 82220 Totals	2,171,492	3,881,276	2,452,640.06	259,531.16	1,169,104.78	69.88 %
82230-Road and Bridge Precinct 3						
Salaries/Other Pay/Benefits	1,005,096	1,005,096	856,762.39	0.00	148,333.61	85.24 %
Operations	868,278	1,544,727	1,265,485.44	80,319.53	198,922.03	87.12 %
Capital	0	88,100	88,100.00	0.00	0.00	100.00 %
Department 82230 Totals	1,873,374	2,637,923	2,210,347.83	80,319.53	347,255.64	86.84 %



Walker County Budget vs Actual Report
As of the Month Ended 8/31/2025
For the Fiscal Year Ending September 30, 2025
Transactions Posted as of 4:04 PM

Page 8 of 14
9/25/2025
4:04 PM

Account	Original Budget	Revised Budget	Actual	Encumbrances	Variance	Pct to Date
82240-Road and Bridge Precinct 4						
Salaries/Other Pay/Benefits	988,220	988,220	873,525.60	0.00	114,694.40	88.39 %
Operations	847,081	1,678,369	870,458.75	252,740.55	555,169.70	66.92 %
Capital	0	331,989	331,988.62	0.00	0.38	100.00 %
Department 82240 Totals	1,835,301	2,998,578	2,075,972.97	252,740.55	669,864.48	77.66 %
88010-Road and Bridge Weigh Station Operations						
Salaries/Other Pay/Benefits	26,520	26,520	22,291.69	0.00	4,228.31	84.06 %
Operations	34,284	216,007	0.00	0.00	216,007.00	0.00 %
Department 88010 Totals	60,804	242,527	22,291.69	0.00	220,235.31	9.19 %
88900-Road and Bridge Revenues Weigh Station Projects						
Operations	0	56,738	0.00	0.00	56,738.00	0.00 %
Department 88900 Totals	0	56,738	0.00	0.00	56,738.00	0.00 %
Fund 220 Totals	7,527,156	12,663,923	8,631,700.83	748,307.96	3,283,914.21	74.07 %
221-RB Grant-CDBG-MIT F003						
84401-RB Grant-CDBG-MIT F003						
Grants	0	0	150,209.78	0.00	(150,209.78)	∞
Department 84401 Totals	0	0	150,209.78	0.00	(150,209.78)	∞
Fund 221 Totals	0	0	150,209.78	0.00	(150,209.78)	∞
222-RB Grant-CDBG-MIT E999						
84002-RB Grant-CDBG-MIT E999						
Grants	0	0	225,590.38	0.00	(225,590.38)	∞
Department 84002 Totals	0	0	225,590.38	0.00	(225,590.38)	∞
Fund 222 Totals	0	0	225,590.38	0.00	(225,590.38)	∞
301-Walker County Emergency Medical Services (EMS) Fund						
46099-Walker County EMS - Contingency						
Contingency	335,000	196,972	0.00	0.00	196,972.00	0.00 %
Department 46099 Totals	335,000	196,972	0.00	0.00	196,972.00	0.00 %
46100-Walker County EMS - Emergency Services						
Salaries/Other Pay/Benefits	5,288,143	5,288,143	3,923,570.43	0.00	1,364,572.57	74.20 %
Operations	1,039,717	1,177,745	894,683.38	96,101.35	186,960.27	84.13 %
Capital	592,004	592,004	335,940.93	0.00	256,063.07	56.75 %
Department 46100 Totals	6,919,864	7,057,892	5,154,194.74	96,101.35	1,807,595.91	74.39 %
Fund 301 Totals	7,254,864	7,254,864	5,154,194.74	96,101.35	2,004,567.91	72.37 %
401-SB22-CDA Grant FY 2025						
32094-Criminal District Attorney SB22 Grant FY 2025						
Salaries/Other Pay/Benefits	0	275,000	252,057.11	0.00	22,942.89	91.66 %
Department 32094 Totals	0	275,000	252,057.11	0.00	22,942.89	91.66 %
Fund 401 Totals	0	275,000	252,057.11	0.00	22,942.89	91.66 %
410-SB22-Sheriff Grant FY 2025						
41041-Sheriff SB22 Grant FY 2025						
Operations	0	267,386	62,978.88	0.00	204,407.12	23.55 %



Walker County Budget vs Actual Report
As of the Month Ended 8/31/2025
For the Fiscal Year Ending September 30, 2025
Transactions Posted as of 4:04 PM

Page 9 of 14
9/25/2025
4:04 PM

Account	Original Budget	Revised Budget	Actual	Encumbrances	Variance	Pct to Date
Capital	0	232,614	253,619.04	0.00	(21,005.04)	109.03 %
Department 41041 Totals	0	500,000	316,597.92	0.00	183,402.08	63.32 %
Fund 410 Totals	0	500,000	316,597.92	0.00	183,402.08	63.32 %
473-AutoTheft Task Force						
42080-AutoTheft Task Force						
Salaries/Other Pay/Benefits	110,681	110,681	92,162.44	0.00	18,518.56	83.27 %
Department 42080 Totals	110,681	110,681	92,162.44	0.00	18,518.56	83.27 %
Fund 473 Totals	110,681	110,681	92,162.44	0.00	18,518.56	83.27 %
474-District Attorney Victim Assistance Coord						
32091-District Attorney Victim Assistance Coord						
Salaries/Other Pay/Benefits	77,446	77,446	74,474.64	0.00	2,971.36	96.16 %
Operations	1,965	1,965	(214.00)	0.00	2,179.00	-10.89 %
Department 32091 Totals	79,411	79,411	74,260.64	0.00	5,150.36	93.51 %
Fund 474 Totals	79,411	79,411	74,260.64	0.00	5,150.36	93.51 %
481-Grant-Jag						
48861-JAG Grant - 2024						
Operations	7,021	7,021	1,992.42	4,465.00	563.58	91.97 %
Department 48861 Totals	7,021	7,021	1,992.42	4,465.00	563.58	91.97 %
512-County Records Preservation II Fund						
15090-County Records II Digitize						
Operations	25,000	25,000	0.00	0.00	25,000.00	0.00 %
Department 15090 Totals	25,000	25,000	0.00	0.00	25,000.00	0.00 %
515-County Clerk Records Management and Preservation Fund						
15060-County Clerk Records Preservation						
Salaries/Other Pay/Benefits	102,718	102,718	82,305.83	0.00	20,412.17	80.13 %
Operations	5,000	5,000	1,385.78	689.16	2,925.06	41.50 %
Department 15060 Totals	107,718	107,718	83,691.61	689.16	23,337.23	78.33 %
Fund 515 Totals	107,718	107,718	83,691.61	689.16	23,337.23	78.33 %
516-County Clerk Records Archive Fund						
15070-County Clerk Archive						
Operations	5,000	11,000	7,746.75	4,898.00	(1,644.75)	114.95 %
Department 15070 Totals	5,000	11,000	7,746.75	4,898.00	(1,644.75)	114.95 %
Fund 516 Totals	5,000	11,000	7,746.75	4,898.00	(1,644.75)	114.95 %
518-District Clerk Records Management and Preservation Fund						
31020-District Clerk Records Preservation						
Operations	10,000	10,000	0.00	0.00	10,000.00	0.00 %
Department 31020 Totals	10,000	10,000	0.00	0.00	10,000.00	0.00 %
519-District Clerk Rider Fund						
31030-District Clerk Rider for Prosecution						
Salaries/Other Pay/Benefits	7,361	7,361	4,311.12	0.00	3,049.88	58.57 %



Walker County Budget vs Actual Report
As of the Month Ended 8/31/2025
For the Fiscal Year Ending September 30, 2025
Transactions Posted as of 4:04 PM

Page 10 of 14
9/25/2025
4:04 PM

Account	Original Budget	Revised Budget	Actual	Encumbrances	Variance	Pct to Date
Operations	35,000	35,000	7,172.05	0.00	27,827.95	20.49 %
Department 31030 Totals	42,361	42,361	11,483.17	0.00	30,877.83	27.11 %
Fund 519 Totals	42,361	42,361	11,483.17	0.00	30,877.83	27.11 %
520-District Clerk Archive Fund						
31040-District Clerk Archive						
Operations	2,941	2,941	0.00	0.00	2,941.00	0.00 %
Department 31040 Totals	2,941	2,941	0.00	0.00	2,941.00	0.00 %
524-County Jury Fund-SB41						
34040-County Jury						
Operations	5,000	5,000	0.00	0.00	5,000.00	0.00 %
Department 34040 Totals	5,000	5,000	0.00	0.00	5,000.00	0.00 %
525-Court Reporter Service Fund						
34020-Court Reporter Fees						
Operations	17,600	17,600	20,606.31	0.00	(3,006.31)	117.08 %
Department 34020 Totals	17,600	17,600	20,606.31	0.00	(3,006.31)	117.08 %
526-County Law Library Fund						
34030-Law Library						
Salaries/Other Pay/Benefits	9,569	9,569	8,750.17	0.00	818.83	91.44 %
Operations	23,855	23,855	9,065.76	0.00	14,789.24	38.00 %
Department 34030 Totals	33,424	33,424	17,815.93	0.00	15,608.07	53.30 %
Fund 526 Totals	33,424	33,424	17,815.93	0.00	15,608.07	53.30 %
527-Language Access Fund-SB41						
30010-Courts-Central Costs						
Operations	1,000	1,000	14,653.60	0.00	(13,653.60)	1465.36 %
Department 30010 Totals	1,000	1,000	14,653.60	0.00	(13,653.60)	1465.36 %
536-Courthouse Security Fund						
43020-Courthouse Security Fund-Fund 536						
Salaries/Other Pay/Benefits	99,857	99,857	91,458.51	0.00	8,398.49	91.59 %
Department 43020 Totals	99,857	99,857	91,458.51	0.00	8,398.49	91.59 %
Fund 536 Totals	99,857	99,857	91,458.51	0.00	8,398.49	91.59 %
537-Justice Courts Building Security Fund						
43030-Justice Courts Building Security						
Operations	17,500	17,500	0.00	0.00	17,500.00	0.00 %
Department 43030 Totals	17,500	17,500	0.00	0.00	17,500.00	0.00 %
550-Justice Courts Technology Fund						
34010-Justice Court Technology						
Operations	19,701	24,701	23,690.59	0.00	1,010.41	95.91 %
Contingency	5,000	0	0.00	0.00	0.00	NaN
Department 34010 Totals	24,701	24,701	23,690.59	0.00	1,010.41	95.91 %
Fund 550 Totals	24,701	24,701	23,690.59	0.00	1,010.41	95.91 %



Walker County Budget vs Actual Report
As of the Month Ended 8/31/2025
For the Fiscal Year Ending September 30, 2025
Transactions Posted as of 4:04 PM

Page 11 of 14
9/25/2025
4:04 PM

Account	Original Budget	Revised Budget	Actual	Encumbrances	Variance	Pct to Date
551-County and District Courts Technology Fund						
34060-County and District Courts Technology						
Operations	1,250	1,250	0.00	0.00	1,250.00	0.00 %
Department 34060 Totals	1,250	1,250	0.00	0.00	1,250.00	0.00 %
560-District Attorney Prosecutors Supplement Fund						
32040-District Attorney Supplement						
Operations	22,500	22,500	20,286.48	0.00	2,213.52	90.16 %
Department 32040 Totals	22,500	22,500	20,286.48	0.00	2,213.52	90.16 %
Fund 560 Totals	22,500	22,500	20,286.48	0.00	2,213.52	90.16 %
561-Pretrial Intervention Program Fund						
34050-Pretrial Invention						
Salaries/Other Pay/Benefits	30,671	30,671	672.58	0.00	29,998.42	2.19 %
Department 34050 Totals	30,671	30,671	672.58	0.00	29,998.42	2.19 %
Fund 561 Totals	30,671	30,671	672.58	0.00	29,998.42	2.19 %
562-District Attorney Forfeiture Fund						
32020-District Attorney Forfeiture						
Operations	24,000	24,000	7,724.73	0.00	16,275.27	32.19 %
Department 32020 Totals	24,000	24,000	7,724.73	0.00	16,275.27	32.19 %
Fund 562 Totals	24,000	24,000	7,724.73	0.00	16,275.27	32.19 %
563-District Attorney Hot Check Fee Fund						
32030-District Attorney Hot Check Fees						
Operations	242	242	13.97	0.00	228.03	5.77 %
Department 32030 Totals	242	242	13.97	0.00	228.03	5.77 %
Fund 563 Totals	242	242	13.97	0.00	228.03	5.77 %
574-Sheriff Forfeiture Fund						
41020-Sheriff Forfeiture						
Operations	20,000	40,000	45,835.50	4,607.50	(10,443.00)	126.11 %
Contingency	20,000	0	0.00	0.00	0.00	NaN
Department 41020 Totals	40,000	40,000	45,835.50	4,607.50	(10,443.00)	126.11 %
Fund 574 Totals	40,000	40,000	45,835.50	4,607.50	(10,443.00)	126.11 %
576-Sheriff Inmate Medical Fund						
50030-Sheriff Inmate Medical						
Operations	10,000	10,000	0.00	0.00	10,000.00	0.00 %
Department 50030 Totals	10,000	10,000	0.00	0.00	10,000.00	0.00 %
577-DOJ Equitable Sharing Fund						
42570-DOJ Equitable Sharing						
Contingency	50,000	50,000	0.00	0.00	50,000.00	0.00 %
Department 42570 Totals	50,000	50,000	0.00	0.00	50,000.00	0.00 %
578-Sheriff Commissary Fund						
50040-Sheriff Commissary Operations						
Salaries/Other Pay/Benefits	3,000	3,000	7,843.00	0.00	(4,843.00)	261.43 %
Operations	72,800	100,899	45,044.25	17,678.70	38,176.05	62.16 %



Walker County Budget vs Actual Report
As of the Month Ended 8/31/2025
For the Fiscal Year Ending September 30, 2025
Transactions Posted as of 4:04 PM

Page 12 of 14
9/25/2025
4:04 PM

Account	Original Budget	Revised Budget	Actual	Encumbrances	Variance	Pct to Date
Contingency	40,000	11,901	0.00	0.00	11,901.00	0.00 %
Department 50040 Totals	115,800	115,800	52,887.25	17,678.70	45,234.05	60.94 %
Fund 578 Totals	115,800	115,800	52,887.25	17,678.70	45,234.05	60.94 %
583-Elections Equipment Fund						
16030-Elections Equipment						
Operations	45,545	45,545	45,545.00	0.00	0.00	100.00 %
Department 16030 Totals	45,545	45,545	45,545.00	0.00	0.00	100.00 %
584-Tax Assessor Elections Service Contract Fund						
16040-Elections Services/Contracts						
Salaries/Other Pay/Benefits	4,212	4,212	2,497.05	0.00	1,714.95	59.28 %
Operations	2,227	2,227	2,059.28	167.72	0.00	100.00 %
Department 16040 Totals	6,439	6,439	4,556.33	167.72	1,714.95	73.37 %
Fund 584 Totals	6,439	6,439	4,556.33	167.72	1,714.95	73.37 %
589-Tax Assessor Special Inventory Fee Fund						
21030-Vehicle Designated Special Revenues						
Operations	0	0	829.00	0.00	(829.00)	∞
Capital	0	0	7,113.35	0.00	(7,113.35)	∞
Department 21030 Totals	0	0	7,942.35	0.00	(7,942.35)	∞
Fund 589 Totals	0	0	7,942.35	0.00	(7,942.35)	∞
601-Special Prosecution/Civil/Juvenile Fund						
35020-SPU Criminal						
Salaries/Other Pay/Benefits	1,520,542	1,520,542	1,426,672.99	0.00	93,869.01	93.83 %
Department 35020 Totals	1,520,542	1,520,542	1,426,672.99	0.00	93,869.01	93.83 %
35030-SPU - State General Allocation						
Salaries/Other Pay/Benefits	614,561	614,561	550,296.36	0.00	64,264.64	89.54 %
Operations	224,544	224,544	231,323.79	2,259.63	(9,039.42)	104.03 %
Department 35030 Totals	839,105	839,105	781,620.15	2,259.63	55,225.22	93.42 %
35040-SPU Civil Division						
Salaries/Other Pay/Benefits	1,884,192	1,884,192	1,719,817.61	0.00	164,374.39	91.28 %
Operations	1,018,836	1,018,836	1,024,383.16	1,345.98	(6,893.14)	100.68 %
Department 35040 Totals	2,903,028	2,903,028	2,744,200.77	1,345.98	157,481.25	94.58 %
35050-SPU Juvenile Division						
Salaries/Other Pay/Benefits	1,074,880	1,074,880	973,407.28	0.00	101,472.72	90.56 %
Operations	130,788	130,788	107,342.92	2,857.98	20,587.10	84.26 %
Department 35050 Totals	1,205,668	1,205,668	1,080,750.20	2,857.98	122,059.82	89.88 %
Fund 601 Totals	6,468,343	6,468,343	6,033,244.11	6,463.59	428,635.30	93.37 %
615-Adult Probation-Basic Supervision Fund						
50130-Adult Basic Supervision						
Salaries/Other Pay/Benefits	1,517,360	1,536,329	1,229,870.86	0.00	306,458.14	80.05 %
Operations	147,846	163,049	118,502.84	1,991.84	42,554.32	73.90 %
Capital	72,052	74,180	0.00	0.00	74,180.00	0.00 %



Walker County Budget vs Actual Report
As of the Month Ended 8/31/2025
For the Fiscal Year Ending September 30, 2025
Transactions Posted as of 4:04 PM

Page 13 of 14
9/25/2025
4:04 PM

Account	Original Budget	Revised Budget	Actual	Encumbrances	Variance	Pct to Date
Transfers to Other Funds	54,305	61,630	29,282.81	0.00	32,347.19	47.51 %
Department 50130 Totals	1,791,563	1,835,188	1,377,656.51	1,991.84	455,539.65	75.18 %
Fund 615 Totals	1,791,563	1,835,188	1,377,656.51	1,991.84	455,539.65	75.18 %
616-Adult Probation - Service Oriented Programs Fund						
50150-Adult Service Oriented Programs						
Salaries/Other Pay/Benefits	212,788	212,886	204,244.92	0.00	8,641.08	95.94 %
Operations	16,808	16,804	11,324.80	0.00	5,479.20	67.39 %
Department 50150 Totals	229,596	229,690	215,569.72	0.00	14,120.28	93.85 %
Fund 616 Totals	229,596	229,690	215,569.72	0.00	14,120.28	93.85 %
617-Adult Probation-Comprehensive Substance Abuse Fund						
50170-Adult Comprehensive Substance Abuse						
Salaries/Other Pay/Benefits	73,250	73,250	67,273.26	0.00	5,976.74	91.84 %
Operations	54,533	62,533	50,755.70	0.00	11,777.30	81.17 %
Department 50170 Totals	127,783	135,783	118,028.96	0.00	17,754.04	86.92 %
Fund 617 Totals	127,783	135,783	118,028.96	0.00	17,754.04	86.92 %
618-Adult Probation-Pretrial Diversion Program Fund						
50190-Adult Pretrial Diversion Program						
Salaries/Other Pay/Benefits	42,685	42,703	38,960.04	0.00	3,742.96	91.23 %
Operations	1,170	1,170	1,047.50	0.00	122.50	89.53 %
Department 50190 Totals	43,855	43,873	40,007.54	0.00	3,865.46	91.19 %
Fund 618 Totals	43,855	43,873	40,007.54	0.00	3,865.46	91.19 %
640-Juvenile Grant Fund Title IVE						
36030-Juvenile Title IV-E						
Operations	0	0	462.00	0.00	(462.00)	∞
Department 36030 Totals	0	0	462.00	0.00	(462.00)	∞
641-Juvenile Grant-State Aid Fund						
36040-Juvenile State/Grant Aid						
Salaries/Other Pay/Benefits	368,465	368,465	337,289.09	0.00	31,175.91	91.54 %
Operations	187,224	187,224	159,751.68	0.00	27,472.32	85.33 %
Department 36040 Totals	555,689	555,689	497,040.77	0.00	58,648.23	89.45 %
Fund 641 Totals	555,689	555,689	497,040.77	0.00	58,648.23	89.45 %
645-Juvenile HGAC Services Grant						
36070-Juvenile HGAC Services Grant						
Operations	0	0	6,020.00	0.00	(6,020.00)	∞
Department 36070 Totals	0	0	6,020.00	0.00	(6,020.00)	∞
802-Walker County Public Safety Communications Center						
46500-Walker County Central Dispatch Services						
Salaries/Other Pay/Benefits	1,503,812	1,503,812	1,108,430.40	0.00	395,381.60	73.71 %
Operations	263,127	263,127	186,162.85	954.01	76,010.14	71.11 %



Walker County Budget vs Actual Report
As of the Month Ended 8/31/2025
For the Fiscal Year Ending September 30, 2025
Transactions Posted as of 4:04 PM

Page 14 of 14
9/25/2025
4:04 PM

Account	Original Budget	Revised Budget	Actual	Encumbrances	Variance	Pct to Date
Contingency	62,879	62,879	0.00	0.00	62,879.00	0.00 %
Department 46500 Totals	1,829,818	1,829,818	1,294,593.25	954.01	534,270.74	70.80 %
Fund 802 Totals	1,829,818	1,829,818	1,294,593.25	954.01	534,270.74	70.80 %
Report Totals	61,847,196	73,872,850	56,171,054.70	2,004,414.59	15,697,380.71	78.75 %

Final
\$20,000,000
Walker County, Texas
Certificates of Obligation
Series 2012

Sources & Uses

Dated 06/01/ 2012

Delivered 06/21/2012

Sources of Funds

Par Amount of Bonds	\$20,000,000.00
Reoffering Premium	130,840.40
Accrued Interest from 06/01/2012 to 06/21/2012	32,798.19
Total Sources	\$20,163,638.59

Uses Of Funds

Deposit to Project Fund	\$19,818,693.66
Costs of Issuance	109,000.00
Total Underwriter's Discount (0.521%)	104,136.25
Gross Bond Insurance Premium (36.0 bp)	99,010.49
Deposit to Debt Service Fund	32,798.19
Total Uses	\$20,163,638.59

Final
\$20,000,000
Walker County, Texas
Certificates of Obligation
Series 2012

Debt Service Schedule

Part 1 of 2

Date	Principal	Coupon	Interest	Total P+I	Fiscal Total
06/21/2012	-	-	-	-	-
02/01/2013	-	-	393,578.33	393,578.33	-
08/01/2013	685,000.00	2.000%	295,183.75	980,183.75	-
09/30/2013	-	-	-	-	1,373,762.08
02/01/2014	-	-	288,333.75	288,333.75	-
08/01/2014	800,000.00	2.000%	238,333.75	1,088,333.75	-
09/30/2014	-	-	-	-	1,376,667.50
02/01/2015	-	-	280,333.75	280,333.75	-
08/01/2015	815,000.00	2.000%	280,333.75	1,095,333.75	-
09/30/2015	-	-	-	-	1,375,667.50
02/01/2016	-	-	272,183.75	272,183.75	-
08/01/2016	830,000.00	2.000%	272,183.75	1,102,183.75	-
09/30/2016	-	-	-	-	1,374,367.50
02/01/2017	-	-	263,883.75	263,883.75	-
08/01/2017	845,000.00	2.000%	263,883.75	1,108,883.75	-
09/30/2017	-	-	-	-	1,372,767.50
02/01/2018	-	-	255,433.75	255,433.75	-
08/01/2018	865,000.00	2.000%	255,433.75	1,120,433.75	-
09/30/2018	-	-	-	-	1,375,867.50
02/01/2019	-	-	246,783.75	246,783.75	-
08/01/2019	880,000.00	3.000%	246,783.75	1,126,783.75	-
09/30/2019	-	-	-	-	1,373,567.50
02/01/2020	-	-	233,583.75	233,583.75	-
08/01/2020	910,000.00	3.000%	233,583.75	1,143,583.75	-
09/30/2020	-	-	-	-	1,377,167.50
02/01/2021	-	-	219,933.75	219,933.75	-
08/01/2021	935,000.00	3.000%	219,933.75	1,154,933.75	-
09/30/2021	-	-	-	-	1,374,867.50
02/01/2022	-	-	205,908.75	205,908.75	-
08/01/2022	965,000.00	3.000%	205,908.75	1,170,908.75	-
09/30/2022	-	-	-	-	1,376,817.50
02/01/2023	-	-	191,433.75	191,433.75	-
08/01/2023	990,000.00	3.000%	191,433.75	1,181,433.75	-
09/30/2023	-	-	-	-	1,372,867.50
02/01/2024	-	-	176,583.75	176,583.75	-
08/01/2024	1,020,000.00	3.000%	176,583.75	1,196,583.75	-
09/30/2024	-	-	-	-	1,373,167.50
02/01/2025	-	-	161,283.75	161,283.75	-
08/01/2025	1,055,000.00	3.125%	161,283.75	1,216,283.75	-
09/30/2025	-	-	-	-	1,377,567.50
02/01/2026	-	-	144,799.38	144,799.38	-
08/01/2026	1,085,000.00	3.125%	144,799.38	1,229,799.38	-
09/30/2026	-	-	-	-	1,374,598.76
02/01/2027	-	-	127,846.25	127,846.25	-
08/01/2027	1,120,000.00	3.250%	127,846.25	1,247,846.25	-

Final
\$20,000,000
Walker County, Texas
Certificates of Obligation
Series 2012

Debt Service Schedule

Part 2 of 2

Date	Principal	Coupon	Interest	Total P+I	Fiscal Total
09/30/2027	-	-	-	-	1,375,692.50
02/01/2028	-	-	109,646.25	109,646.25	-
08/01/2028	1,155,000.00	3.375%	109,646.25	1,264,646.25	-
09/30/2028	-	-	-	-	1,374,292.50
02/01/2029	-	-	90,155.63	90,155.63	-
08/01/2029	1,195,000.00	3.375%	90,155.63	1,285,155.63	-
09/30/2029	-	-	-	-	1,375,311.26
02/01/2030	-	-	69,990.00	69,990.00	-
08/01/2030	1,235,000.00	3.500%	69,990.00	1,304,990.00	-
09/30/2030	-	-	-	-	1,374,980.00
02/01/2031	-	-	48,377.50	48,377.50	-
08/01/2031	1,280,000.00	3.700%	48,377.50	1,328,377.50	-
09/30/2031	-	-	-	-	1,376,755.00
02/01/2032	-	-	24,697.50	24,697.50	-
06/01/2032	1,335,000.00	3.700%	16,465.00	1,351,465.00	-
09/30/2032	-	-	-	-	1,376,162.50
Total	\$20,000,000.00	-	\$7,502,914.60	\$27,502,914.60	-

**Yield
Statistics**

Accrued interest from 06/01/2012 to 06/21/2012	\$32,798.19
Bond Year Dollars	\$232,960.83
Average Life	11.648 Years
Average Coupon	3.2206764%
Net Interest Cost (NIC)	3.2092135%
True Interest Cost (TIC)	3.1782981%
Bond Yield for Arbitrage Purposes	3.1755617%
All Inclusive Cost (AIC)	3.2901900%

Final
\$20,000,000
Walker County, Texas
Certificates of Obligation
Series 2012

Debt Service Schedule

Date	Principal	Coupon	Interest	Total P+I
09/30/2012	-	-	-	-
09/30/2013	685,000.00	2.000%	688,762.08	1,373,762.08
09/30/2014	800,000.00	2.000%	576,667.50	1,376,667.50
09/30/2015	815,000.00	2.000%	560,667.50	1,375,667.50
09/30/2016	830,000.00	2.000%	544,367.50	1,374,367.50
09/30/2017	845,000.00	2.000%	527,767.50	1,372,767.50
09/30/2018	865,000.00	2.000%	510,867.50	1,375,867.50
09/30/2019	880,000.00	3.000%	493,567.50	1,373,567.50
03/30/2020	910,000.00	3.000%	467,167.50	1,377,167.50
09/30/2021	935,000.00	3.000%	439,867.50	1,374,867.50
09/30/2022	965,000.00	3.000%	411,817.50	1,376,817.50
09/30/2023	990,000.00	3.000%	382,867.50	1,372,867.50
09/30/2024	1,020,000.00	3.000%	353,167.50	1,373,167.50
09/30/2025	1,055,000.00	3.125%	322,567.50	1,377,567.50
09/30/2026	1,085,000.00	3.125%	289,598.76	1,374,598.76
09/30/2027	1,120,000.00	3.250%	255,692.50	1,375,692.50
09/30/2028	1,155,000.00	3.375%	219,292.50	1,374,292.50
09/30/2029	1,195,000.00	3.375%	180,311.26	1,375,311.26
09/30/2030	1,235,000.00	3.500%	139,980.00	1,374,980.00
09/30/2031	1,280,000.00	3.700%	96,755.00	1,376,755.00
09/30/2032	1,135,000.00	3.700%	41,162.50	1,376,162.50
Total	\$20,000,000.00	-	\$7,502,914.60	\$27,502,914.60

Yield Statistics

Accrued interest from 06/01/2012 to 06/21/2012	\$32,798.19
Bond Year Dollars	\$232,960.83
Average Life	11.648 Years
Average Coupon	3.2206764%
Net Interest Cost (NIC)	3.2092135%
True Interest Cost (TIC)	3.1782981%
Bond Yield for Arbitrage Purposes	3.1755617%
All Inclusive Cost (AIC)	3.2901900%

Final

\$20,000,000

Walker County, Texas

Certificates of Obligation

Series 2012

Pricing Summary

Maturity	Type of Bond	Coupon	Yield	Maturity Value	Price	Total P+I
08/01/2013	Serial Coupon	2.000%	0.520%	685,000.00	101.637%	696,213.45
08/01/2014	Serial Coupon	2.000%	0.730%	800,000.00	102.655%	821,240.00
08/01/2015	Serial Coupon	2.000%	0.960%	815,000.00	103.179%	840,908.85
08/01/2016	Serial Coupon	2.000%	1.200%	830,000.00	103.199%	856,551.70
08/01/2017	Serial Coupon	2.000%	1.480%	845,000.00	102.550%	866,547.50
08/01/2018	Serial Coupon	2.000%	1.740%	865,000.00	101.500%	877,975.00
08/01/2019	Serial Coupon	3.000%	1.990%	880,000.00	106.665%	938,652.00
08/01/2020	Serial Coupon	3.000%	2.290%	910,000.00	105.227%	957,565.70
08/01/2021	Serial Coupon	3.000%	2.550%	935,000.00	103.636%	968,996.60
08/01/2022	Serial Coupon	3.000%	2.750%	965,000.00	102.191%	986,143.15
08/01/2023	Serial Coupon	3.000%	2.940%	990,000.00	100.519%	995,138.10
08/01/2024	Serial Coupon	3.000%	3.100%	1,020,000.00	98.994%	1,009,738.80
08/01/2025	Serial Coupon	3.125%	3.200%	1,055,000.00	99.199%	1,046,549.45
08/01/2026	Serial Coupon	3.125%	3.280%	1,085,000.00	98.258%	1,066,099.30
08/01/2027	Serial Coupon	3.250%	3.360%	1,120,000.00	98.702%	1,105,462.40
08/01/2028	Serial Coupon	3.375%	3.440%	1,155,000.00	99.198%	1,145,736.90
08/01/2029	Serial Coupon	3.375%	3.530%	1,195,000.00	98.109%	1,171,327.05
08/01/2030	Serial Coupon	3.500%	3.620%	1,235,000.00	98.413%	1,215,400.55
08/01/2031	Serial Coupon	3.700%	3.810%	1,280,000.00	98.513%	1,260,966.40
06/01/2032	Serial Coupon	3.700%	3.870%	1,335,000.00	97.650%	1,303,627.50
Total	-	-	-	\$20,000,000.00	-	\$20,130,840.40

c - Priced to the 8/1/2022 par call

Bid Information

Par Amount of Bonds	\$20,000,000.00
Reoffering Premium or (Discount)	130,840.40
Gross Production	\$20,130,840.40
Total Underwriter's Discount (0.521%)	(\$104,136.25)
Bid (100.134%)	20,026,704.15
Accrued Interest from 06/01/2012 to 06/21/2012	32,798.19
Total Purchase Price	\$20,059,502.34
Bond Year Dollars	\$232,960.83
Average Life	11.648 Years
Average Coupon	3.2206764%
Net Interest Cost (NIC)	3.2092135%
True Interest Cost (TIC)	3.1782981%

Crews & Associates, Inc.

Capital Markets Group

Page 5