



*Financial Information
For the Month Ended May 31, 2024
Posted Transactions as of June 25, 2024*

Prepared by:
County Auditor Department

Patricia Allen, County Auditor

Information is presented based on ledger balances and entries posted thru June 25, 2024 for the month ended May 31, 2024, for the fiscal year ending September 30, 2024. This is unaudited information. There are accrual and adjusting entries that have not been posted

As required Local Government Code 114.024

Table of Contents

Fund Balance - Summary of Revenues, Expenditures and Net Transfers to Date 3
Cash and Investments Report 4
Cash and Investments – Agency Funds Maintained by Elected Officials 5
Balance Sheet by Fund 6
Sales Tax Revenue – Comparison by Month and Fiscal Year 21
Weigh Station Revenues – Comparison by Month and Fiscal Year 22
Revenues - Budget vs Actual 23
Expenditures by Category - Budget vs Actual 47
Outstanding Debt – 2012 Certificates of Obligation 60



Summary of Revenues, Expenditures and Net Transfers to Date
As of the Month Ended May 31, 2024
Transactions Posted As of June 25, 2024
For the Fiscal Year Ending September 30, 2024

Ledger Balances	Fund Balance Fiscal Yr Begin	Revenues To Date	Expenditures To Date	Net Transfers Between Funds	Fund Balance This Date
Operating					
101 - General Fund	\$ 12,347,508.80	\$ 26,454,798.81	\$ 18,525,803.98	\$ (344,741.00)	\$ 19,931,762.63
192 - Debt Service Fund	\$ 344,830.52	\$ 1,373,661.38	\$ 176,583.77	\$ -	\$ 1,541,908.13
220 - Road & Bridge	\$ 4,142,068.70	\$ 6,118,028.26	\$ 5,072,428.06	\$ 300,000.00	\$ 5,487,668.90
301 - Walker County EMS Fund	\$ 3,722,926.70	\$ 4,625,906.57	\$ 3,512,393.67	\$ -	\$ 4,836,439.60
185 - General Fund - Healthy County Initiative Fund	\$ 17,878.86	\$ 1,908.37	\$ 486.82	\$ -	\$ 19,300.41
	20,575,213.58	38,574,303.39	27,287,696.30	(44,741.00)	\$ 31,817,079.67
Projects					
105 - General Projects Fund	\$ 6,022,070.91	\$ 288,240.17	\$ 735,777.16	\$ -	\$ 5,574,533.92
115 - General Capital Projects Fund	\$ 5,754,895.59	\$ 208,665.03	\$ -	\$ -	\$ 5,963,560.62
119 - ARP Funds	\$ 955,406.88	\$ 31,773.88	\$ 413,756.40	\$ -	\$ 573,424.36
Grants/Other Funds					
186 - State Sheriff Grant	\$ -	\$ 503,136.11	\$ -	\$ -	\$ 503,136.11
187 - State CDA Grant	\$ -	\$ 277,599.67	\$ 106,143.65	\$ -	\$ 171,456.02
473 - SO Auto Task Force Grant	\$ -	\$ 61,695.51	\$ 65,581.87	\$ -	\$ (3,886.36)
474 - CDA Victims Assistance Grant	\$ -	\$ 36,070.07	\$ 51,331.99	\$ -	\$ (15,261.92)
481 - Jag Grants	\$ -	\$ -	\$ 4,666.05	\$ -	\$ (4,666.05)
488 - CDBG Grant	\$ -	\$ 121,691.30	\$ 190,035.67	\$ -	\$ (68,344.37)
511 - County Records Management and Preservation I	\$ 2,997.22	\$ 1,677.70	\$ -	\$ -	\$ 4,674.92
512 - County Records Preservation II Fund	\$ 67,256.44	\$ 2,635.05	\$ -	\$ -	\$ 69,891.49
515 - County Clerk Records Management and Preserv	\$ 353,805.03	\$ 83,972.07	\$ 68,453.36	\$ -	\$ 369,323.74
516 - County Clerk Records Archive Fund	\$ 285,212.09	\$ 69,557.45	\$ -	\$ -	\$ 354,769.54
517 - Court Facilities Fund	\$ 36,536.03	\$ 16,991.83	\$ -	\$ -	\$ 53,527.86
518 - District Clerk Records Preservation	\$ 61,185.23	\$ 19,308.81	\$ -	\$ -	\$ 80,494.04
519 - District Clerk Rider Fund	\$ 47,906.17	\$ 57,530.02	\$ 22,812.01	\$ -	\$ 82,624.18
520 - District Clerk Archive Fund	\$ 6,071.66	\$ 143.69	\$ -	\$ -	\$ 6,215.35
523 - County Jury Fee Fund	\$ 1,068.74	\$ 593.37	\$ -	\$ -	\$ 1,662.11
524 - County Jury Fund	\$ 13,780.44	\$ 8,158.29	\$ 894.00	\$ -	\$ 21,044.73
525 - Court Reporter Services Fund	\$ 22,799.61	\$ 20,469.45	\$ 24,585.25	\$ -	\$ 18,683.81
526 - County Law Library Fund	\$ 59,953.58	\$ 28,902.11	\$ 12,685.71	\$ -	\$ 76,169.98
527 - Language Access Fund	\$ 2,644.78	\$ 5,660.86	\$ -	\$ -	\$ 8,305.64
536 - Courthouse Security Fund	\$ 16,836.36	\$ 27,536.83	\$ 65,410.91	\$ 44,741.00	\$ 23,703.28
537 - Justice Courts Security Fund	\$ 60,539.35	\$ 4,278.20	\$ 320.00	\$ -	\$ 64,497.55
538 - JP Truancy Prevention and Diversion	\$ 49,030.75	\$ 9,795.56	\$ -	\$ -	\$ 58,826.31
539 - County Speciality Court Programs	\$ 18,577.67	\$ 3,855.72	\$ -	\$ -	\$ 22,433.39
550 - Justice Courts Technology Fund	\$ 85,810.24	\$ 11,288.18	\$ 11,220.14	\$ -	\$ 85,878.28
551 - County and District Courts Technology Fund	\$ 2,387.69	\$ 763.64	\$ -	\$ -	\$ 3,151.33
552 - Child Abuse Prevention Fund	\$ 2,372.79	\$ 353.27	\$ -	\$ -	\$ 2,726.06
560 - District Attorney Prosecutors Supplement Fund	\$ -	\$ 20,286.48	\$ 17,464.87	\$ -	\$ 2,821.61
561 - Pretrial Intervention Program Fund	\$ 144,261.40	\$ 13,067.02	\$ 1,109.99	\$ -	\$ 156,218.43
562 - District Attorney Forfeiture Fund	\$ 215,850.16	\$ 18,088.77	\$ 2,789.99	\$ -	\$ 231,148.94
563 - District Attorney Hot Check Fee Fund	\$ 42.00	\$ 471.00	\$ 311.89	\$ -	\$ 201.11
574 - Sheriff Forfeiture Fund	\$ 531,481.45	\$ 81,942.32	\$ 59,606.95	\$ -	\$ 553,816.82
576 - Sheriff Inmate Medical Fund	\$ 63,047.41	\$ 3,800.85	\$ -	\$ -	\$ 66,848.26
577 - DOJ-Equitable Sharing Fund	\$ 467,578.21	\$ 17,491.02	\$ -	\$ -	\$ 485,069.23
578 - Sheriff Commissary Fund	\$ 428,371.65	\$ 104,302.11	\$ 23,679.68	\$ -	\$ 508,994.08
583 - Elections Equipment Fund	\$ 32,024.59	\$ 48,746.84	\$ 6,092.50	\$ -	\$ 74,678.93
584 - Tax Assessor Elections Service Contract Fund	\$ 68,067.48	\$ 6,820.41	\$ 6,196.32	\$ -	\$ 68,691.57
589 - Tax Assessor Special Inventory Fee Fund	\$ 97.40	\$ 0.63	\$ -	\$ -	\$ 98.03
601 - SPU Civil/Criminal/Juvenile Grant/Allocations	\$ -	\$ 3,695,496.12	\$ 4,185,337.39	\$ -	\$ (489,841.27)
640 - Juvenile Grant Fund (Title IV E)	\$ 87,155.32	\$ 3,120.50	\$ 8,123.60	\$ -	\$ 82,152.22
641 - Juvenile Grant State Aid Fund	\$ -	\$ 404,258.04	\$ 291,043.86	\$ -	\$ 113,214.18
645 - Juvenile HGAC Services Grant	\$ -	\$ 7,485.00	\$ 8,045.00	\$ -	\$ (560.00)
615 - Adult Probation-Basic Services Fund	\$ 377,678.03	\$ 936,526.86	\$ 938,267.67	\$ (20,058.86)	\$ 355,878.36
616 - Adult Probation-Court Services Fund	\$ -	\$ 129,920.05	\$ 146,583.42	\$ 16,663.37	\$ -
617 - Adult Probation-Substance Abuse Services Fund	\$ -	\$ 77,252.67	\$ 75,575.95	\$ 258.69	\$ 1,935.41
618 - Adult Probation-Pretrial Diversion	\$ -	\$ 23,763.04	\$ 26,899.84	\$ 3,136.80	\$ -
701 - Retiree Health Insurance Fund	\$ 2,113,684.49	\$ 78,141.14	\$ -	\$ -	\$ 2,191,825.63
802 - Walker County Public Safety Communications Center	\$ 1,227,576.78	\$ 1,155,077.99	\$ 932,392.02	\$ -	\$ 1,450,262.75
	6,953,688.24	8,199,723.62	7,353,661.55	44,741.00	7,844,491.31
	\$ 40,261,275.20	\$ 47,302,706.09	\$ 35,790,891.41	\$ -	\$ 51,773,089.88



Cash and Investments Report
For the Month Ended May 31, 2024
Transactions Posted as of June 25, 2024
For the Fiscal Year Ending September 30, 2024

	Other Bank					
	Cash	Accounts	Texpool	MBIA	Wells Fargo	Total
Operating						
101 - General Fund	\$ 3,035,621.97	\$ 136,797.81	\$10,645,275.80	\$ 1,404,381.87	\$6,387,985.25	\$21,610,062.70
192 - Debt Service Fund	29,071.29	-	1,504,864.03	-	-	\$ 1,533,935.32
220 - Road & Bridge	93,040.17	-	5,805,449.97	-	-	\$ 5,898,490.14
301 - Walker County EMS Fund	231,761.90	43,543.60	3,784,733.81	66,482.95	174,407.20	\$ 4,300,929.46
180 - Public Safety Seized Money Fund	-	-	55,747.37	-	-	\$ 55,747.37
185 - General Fund - Healthy County Initiative Fu	810.20	-	18,490.21	-	-	\$ 19,300.41
	3,390,305.53	180,341.41	21,814,561.19	1,470,864.82	6,562,392.45	33,418,465.40
Projects						
105 - General Projects Fund	18,279.59	-	4,399,556.17	883,282.25	351,906.63	5,653,024.64
115 - General Capital Projects Fund	-	-	5,963,560.62	-	-	5,963,560.62
119- ARP Funds	-	573,424.36	-	-	-	\$ 573,424.36
Grants/Other Funds						
186 - State Sheriff Grant	-	-	503,136.11	-	-	503,136.11
187 - State CDA Grant	0.32	-	192,684.50	-	-	192,684.82
473- SO Auto Task Force Grant	(22,870.84)	-	-	-	-	(22,870.84)
474 - CDA Victims Grant	(15,261.92)	-	-	-	-	(15,261.92)
481 - Jag Grants	(4,666.05)	-	-	-	-	(4,666.05)
488 - CDBG Grants	(5,997.53)	-	-	-	-	(5,997.53)
511 - County Records Management and Preserv	4,674.92	-	-	-	-	4,674.92
512 - County Records Preservation II Fund	2,856.42	-	67,035.07	-	-	69,891.49
515 - County Clerk Records Management and Pr	14,217.48	-	282,294.73	72,811.53	-	369,323.74
516 - County Clerk Records Archive Fund	45,962.92	-	308,806.62	-	-	354,769.54
517 - Court Facilities Fund	22,402.39	-	31,125.47	-	-	53,527.86
518 - District Clerk Records Preservation	33,506.87	-	46,987.17	-	-	80,494.04
519 - District Clerk Rider Fund	20,136.85	-	62,487.33	-	-	82,624.18
520 - District Clerk Archive Fund	6,215.35	-	-	-	-	6,215.35
523 - County Jury Fee Fund	1,662.11	-	-	-	-	1,662.11
524 - County Jury Fund	15,857.16	-	5,187.57	-	-	21,044.73
525 - Court Reporter Services Fund	8,508.66	-	10,375.15	-	-	18,883.81
526 - County Law Library Fund	25,752.98	-	51,033.10	-	-	76,786.08
527 - Language Access Fund	8,305.64	-	-	-	-	8,305.64
536 - Courthouse Security Fund	23,703.28	-	-	-	-	23,703.28
537 - Justice Courts Security Fund	14,654.73	-	49,842.82	-	-	64,497.55
538 - JP Truancy Prevention and Diversion	54,516.76	-	4,309.55	-	-	58,826.31
539 - County Specialty Court Revenues Fund	11,474.59	-	10,958.80	-	-	22,433.39
540 - Fire Suppression-US Forest Service Fund	0.00	-	17,354.47	-	-	17,354.47
550 - Justice Courts Technology Fund	4,358.13	-	81,520.15	-	-	85,878.28
551 - County and District Courts Technology Fun	2,253.56	-	897.77	-	-	3,151.33
552- Child AbusePrevention Fund	2,726.06	-	-	-	-	2,726.06
560 - District Attorney Prosecutors Supplement F	4,752.78	-	-	-	-	4,752.78
561 - Pretrial Intervention Program Fund	2,671.27	-	153,547.16	-	-	156,218.43
562 - District Attorney Forfeiture Fund	5,731.11	-	225,552.92	-	-	231,284.03
563 - District Attorney Hot Check Fee Fund	201.11	-	-	-	-	201.11
574 - Sheriff Forfeiture Fund	33,527.72	936.06	583,336.25	-	-	617,800.03
576 - Sheriff Inmate Medical Fund	17,360.04	-	49,488.22	-	-	66,848.26
577 - DOJ-Equitable Sharing Fund	507.39	-	458,255.72	26,306.12	-	485,069.23
578 - Sheriff Commissary Fund	14,635.34	-	488,819.24	-	-	503,454.58
583 - Elections Equipment Fund	74,678.93	-	-	-	-	74,678.93
584 - Tax Assessor Elections Service Contract Fur	8,599.41	-	60,092.16	-	-	68,691.57
589 - Tax Assessor Special Inventory Fee Fund	80.16	-	17.87	-	-	98.03
601 - SPU Civil/Criminal/Juvenile Grant/Allocation	(544,610.04)	-	-	-	-	(544,610.04)
640 - Juvenile Grant Fund (Title IVE)	657.68	-	89,183.14	-	-	89,840.82
641 - Juvenile Grant State Aid Fund	113,304.18	-	-	-	-	113,304.18
645 - Juvenile Services - HGAC Grant	(5,220.00)	-	-	-	-	(5,220.00)
701 - Retiree Health Insurance Fund	0.00	-	868,687.79	1,323,137.84	-	2,191,825.63
County Treasurer Agency Funds						
615 - Adult Probation-Basic Services Fund	89,226.10	30.00	142,685.34	126,919.39	-	358,860.83
616 - Adult Probation-Court Services Fund	0.00	-	-	-	-	-
617 - Adult Probation-Substance Abuse Services I	2,330.80	-	-	-	-	2,330.80
618 - Pretrial Diversion	0.00	-	-	-	-	-
802 - Walker County Public Safety Communicati	112,093.76	-	1,341,333.33	-	-	1,453,427.09
810 - Agency Fund - LEOSE Training Funds	74,123.56	-	-	-	-	74,123.56
	279,602.14	966.06	6,187,035.52	1,549,174.88	0.00	8,016,778.60
	\$ 3,688,187.26	\$ 754,731.83	\$38,364,713.50	\$ 3,903,321.95	\$6,914,299.08	\$53,625,253.62



**Cash and Investments Report
As of May 31, 2024**

Transactions Posted as of June 25, 2024

	Cash	ICT	Certificates of Deposit	Total
Agency Funds Maintained by the Department (Balance as of Last Date Reported by the Department)				
850 Agency Fund - County Clerk	\$ 785,243.70	\$ 274,196.59	\$ -	\$ 1,059,440.29
851 Agency Fund - District Clerk	\$ 1,016,773.51	\$ -	\$ 576,566.20	\$ 1,593,339.71
852 Agency Fund - Criminal District Attorney	\$ 1,755.64	\$ -	\$ -	\$ 1,755.64
853 Agency Fund - Tax Assessor	\$ 736,591.95	\$ -	\$ -	\$ 736,591.95
854 Agency Fund - Sheriff	\$ 97,528.40	\$ -	\$ -	\$ 97,528.40
855 Agency Fund - Juvenile	\$ 1,273.46	\$ -	\$ -	\$ 1,273.46
856 Agency Fund - County Treasurer Jury	\$ 154.20	\$ -	\$ -	\$ 154.20
857 Agency Fund - Justice of Peace Precinct 4	\$ 4,433.21	\$ -	\$ -	\$ 4,433.21
858 Agency Fund - Adult Probation	\$ 3,047.58	\$ -	\$ -	\$ 3,047.58
	<u>\$ 2,646,801.65</u>	<u>\$ 274,196.59</u>	<u>\$ 576,566.20</u>	<u>\$ 3,497,564.44</u>



Walker County, Texas
Financial Information-Ledger Balances
Balance Sheet Accounts
and Changes in Fund Balance
Unadjusted and Unaudited Information
As of the Month Ended May 31, 2024
For the Fiscal Year Ending September 30, 2024

Posted as of June 25, 2024

	101	180	192	220
	General Fund	Seizure Fund	Debt Service	Road and Bridge
Assets				
Cash Disbursement Accounts	3,035,621.97	\$ -	\$ 29,071.29	\$ 93,040.17
Cash in Bank - Other than Disbursement Accounts	136,797.81	\$ -	\$ -	\$ -
Cash Equivalent Texpool	10,645,275.80	55,747.37	1,504,864.03	5,805,449.97
Cash Equivalent MBIA	1,404,381.87	-	-	-
Cash Equivalent DWS	-	-	-	-
Cash Equivalent - Wells Fargo	6,387,985.25	-	-	-
Cash Equivalent Deferred Revenue	-	-	-	-
Certificate of Deposit	-	-	-	-
Cash Other	-	-	-	-
Taxes Receivable	1,045,534.43	-	70,357.60	-
Accounts Receivable/Billings to Others	27,183.10	-	-	2,173.78
Accounts Receivable - EMS Billings	-	-	-	-
Due from Other Funds	21,228.80	-	-	-
Due from Others	56,590.51	-	-	179.50
Due from Other Governments	902,644.35	-	-	-
Prepaid Expenditures	54,941.00	-	-	-
Total Assets	23,718,184.89	55,747.37	1,604,292.92	5,900,843.42
Liabilities				
Accounts Payable	663,536.71	-	-	413,174.51
Retainage Payable	-	-	-	-
Due to Other Governments/State Agencies	91,763.64	-	-	-
Due to Other Funds	-	-	-	-
Due to Others	30,182.46	55,747.37	-	0.01
Payroll, Accrued Payroll and Employee Benefits Payable	2,065,288.06	-	-	-
Deferred Revenues	935,651.39	-	62,384.79	-
Agency Accounts Due to Others	-	-	-	-
Total Liabilities	3,786,422.26	55,747.37	62,384.79	413,174.52
Fund Balance Information				
Total Revenues-Fiscal Year to date	26,454,798.81	-	1,373,661.38	6,118,028.26
Total Expenses-Fiscal Year to date	(18,525,803.98)	(.00)	(176,583.77)	(5,072,428.06)
Excess (Deficit) of Revenues Over (Under) Expenditures	7,928,994.83	-	1,197,077.61	1,045,600.20
Other Sources (Uses) of Funds				
Transfers In From Other Funds	-	-	-	300,000.00
Transfers to Other Funds	(344,741.00)	(.00)	(.00)	(.00)
Issue of Certificates of Obligation	-	-	-	-
Total Other Financing Sources (Uses)	(344,741.00)	-	-	300,000.00
Net Change in Fund Balance-Fiscal Year to Date	7,584,253.83	-	1,197,077.61	1,345,600.20
Fund Balance at Beginning of Year	12,347,508.80	-	344,830.52	4,142,068.70
Fund Balance End of Reporting Period	19,931,762.63	-	1,541,908.13	5,487,668.90
Total Liabilities and Fund Balance	\$ 23,718,184.89	\$ 55,747.37	\$ 1,604,292.92	\$ 5,900,843.42



Posted as of June 25, 2024

	301	105	115	119
	EMS	General Projects	General Capital Projects	Covid 19 Relief Fund
Assets				
Cash Disbursement Accounts	\$ 231,761.90	\$ 18,279.59	\$ -	\$ -
Cash in Bank - Other than Disbursement Accounts	\$ 43,543.60	\$ -	\$ -	\$ 573,424.36
Cash Equivalent Texpool	3,784,733.81	4,399,556.17	5,963,560.62	-
Cash Equivalent MBIA	66,482.95	883,282.25	-	-
Cash Equivalent DWS	-	-	-	-
Cash Equivalent - Wells Fargo	174,407.20	351,906.63	-	-
Cash Equivalent Deferred Revenue	-	-	-	-
Certificate of Deposit	-	-	-	-
Cash Other	-	-	-	-
Taxes Receivable	-	-	-	-
Accounts Receivable/Billings to Others	-	-	-	-
Accounts Receivable - EMS Billings	919,862.28	-	-	-
Due from Other Funds	-	-	-	-
Due from Others	1,229.96	-	-	-
Due from Other Governments	-	-	-	-
Prepaid Expenditures	-	-	-	-
Total Assets	5,222,021.70	5,653,024.64	5,963,560.62	573,424.36
Liabilities				
Accounts Payable	169,063.12	78,490.72	-	-
Retainage Payable	-	-	-	-
Due to Other Governments/State Agencies	-	-	-	-
Due to Other Funds	-	-	-	-
Due to Others	-	-	-	-
Payroll, Accrued Payroll and Employee Benefits Payable	-	-	-	-
Deferred Revenues	216,518.98	-	-	-
Agency Accounts Due to Others	-	-	-	-
Total Liabilities	385,582.10	78,490.72	-	-
Fund Balance Information				
Total Revenues-Fiscal Year to date	4,625,906.57	288,240.17	208,665.03	31,773.88
Total Expenses-Fiscal Year to date	(3,512,393.67)	(735,777.16)	(.00)	(413,756.40)
Excess (Deficit) of Revenues Over (Under) Expenditures	1,113,512.90	(447,536.99)	208,665.03	(381,982.52)
Other Sources (Uses) of Funds				
Transfers In From Other Funds	-	-	-	-
Transfers to Other Funds	(.00)	(.00)	(.00)	(.00)
Issue of Certificates of Obligation	-	-	-	-
Total Other Financing Sources (Uses)	-	-	-	-
Net Change in Fund Balance-Fiscal Year to Date	1,113,512.90	(447,536.99)	208,665.03	(381,982.52)
Fund Balance at Beginning of Year	3,722,926.70	6,022,070.91	5,754,895.59	955,406.88
Fund Balance End of Reporting Period	4,836,439.60	5,574,533.92	5,963,560.62	573,424.36
Total Liabilities and Fund Balance	\$ 5,222,021.70	\$ 5,653,024.64	\$ 5,963,560.62	\$ 573,424.36



Posted as of June 25, 2024

	185 Healthy County Initiative	186.187 Senate Bill 22	511 County Records	512 County Records II -Digitize
Assets				
Cash Disbursement Accounts	\$ 810.20	\$ 0.32	\$ 4,674.92	\$ 2,856.42
Cash in Bank - Other than Disbursement Accounts	\$ -	\$ -	\$ -	\$ -
Cash Equivalent Texpool	18,490.21	695,820.61	-	67,035.07
Cash Equivalent MBIA	-	-	-	-
Cash Equivalent DWS	-	-	-	-
Cash Equivalent - Wells Fargo	-	-	-	-
Cash Equivalent Deferred Revenue	-	-	-	-
Certificate of Deposit	-	-	-	-
Cash Other	-	-	-	-
Taxes Receivable	-	-	-	-
Accounts Receivable/Billings to Others	-	-	-	-
Accounts Receivable - EMS Billings	-	-	-	-
Due from Other Funds	-	-	-	-
Due from Others	-	-	-	-
Due from Other Governments	-	-	-	-
Prepaid Expenditures	-	-	-	-
Total Assets	19,300.41	695,820.93	4,674.92	69,891.49
Liabilities				
Accounts Payable	-	-	-	-
Retainage Payable	-	-	-	-
Due to Other Governments/State Agencies	-	-	-	-
Due to Other Funds	-	21,228.80	-	-
Due to Others	-	-	-	-
Payroll, Accrued Payroll and Employee Benefits Payable	-	-	-	-
Deferred Revenues	-	-	-	-
Agency Accounts Due to Others	-	-	-	-
Total Liabilities	-	21,228.80	-	-
Fund Balance Information				
Total Revenues-Fiscal Year to date	1,908.37	780,735.78	1,677.70	2,635.05
Total Expenses-Fiscal Year to date	(486.82)	(106,143.65)	(.00)	(.00)
Excess (Deficit) of Revenues Over (Under) Expenditures	1,421.55	674,592.13	1,677.70	2,635.05
Other Sources (Uses) of Funds				
Transfers In From Other Funds	-	-	-	-
Transfers to Other Funds	(.00)	(.00)	(.00)	(.00)
Issue of Certificates of Obligation	-	-	-	-
Total Other Financing Sources (Uses)	-	-	-	-
Net Change in Fund Balance-Fiscal Year to Date	1,421.55	674,592.13	1,677.70	2,635.05
Fund Balance at Beginning of Year	17,878.86	-	2,997.22	67,256.44
Fund Balance End of Reporting Period	19,300.41	674,592.13	4,674.92	69,891.49
Total Liabilities and Fund Balance	\$ 19,300.41	\$ 695,820.93	\$ 4,674.92	\$ 69,891.49



Posted as of June 25, 2024

	515 County Clerk Records	516 County Clerk Archive Fund	517 Court Facilities Fund	518 District Clerk Records
Assets				
Cash Disbursement Accounts	\$ 14,217.48	\$ 45,962.92	\$ 22,402.39	\$ 33,506.87
Cash in Bank - Other than Disbursement Accounts	\$ -	\$ -	\$ -	\$ -
Cash Equivalent Texpool	282,294.73	308,806.62	31,125.47	46,987.17
Cash Equivalent MBIA	72,811.53	-	-	-
Cash Equivalent DWS	-	-	-	-
Cash Equivalent - Wells Fargo	-	-	-	-
Cash Equivalent Deferred Revenue	-	-	-	-
Certificate of Deposit	-	-	-	-
Cash Other	-	-	-	-
Taxes Receivable	-	-	-	-
Accounts Receivable/Billings to Others	-	-	-	-
Accounts Receivable - EMS Billings	-	-	-	-
Due from Other Funds	-	-	-	-
Due from Others	-	-	-	-
Due from Other Governments	-	-	-	-
Prepaid Expenditures	-	-	-	-
Total Assets	369,323.74	354,769.54	53,527.86	80,494.04
Liabilities				
Accounts Payable	-	-	-	-
Retainage Payable	-	-	-	-
Due to Other Governments/State Agencies	-	-	-	-
Due to Other Funds	-	-	-	-
Due to Others	-	-	-	-
Payroll, Accrued Payroll and Employee Benefits Payable	-	-	-	-
Deferred Revenues	-	-	-	-
Agency Accounts Due to Others	-	-	-	-
Total Liabilities	-	-	-	-
Fund Balance Information				
Total Revenues-Fiscal Year to date	83,972.07	69,557.45	16,991.83	19,308.81
Total Expenses-Fiscal Year to date	(68,453.36)	(.00)	(.00)	(.00)
Excess (Deficit) of Revenues Over (Under) Expenditures	15,518.71	69,557.45	16,991.83	19,308.81
Other Sources (Uses) of Funds				
Transfers In From Other Funds	-	-	-	-
Transfers to Other Funds	(.00)	(.00)	(.00)	(.00)
Issue of Certificates of Obligation	-	-	-	-
Total Other Financing Sources (Uses)	-	-	-	-
Net Change in Fund Balance-Fiscal Year to Date	15,518.71	69,557.45	16,991.83	19,308.81
Fund Balance at Beginning of Year	353,805.03	285,212.09	36,536.03	61,185.23
Fund Balance End of Reporting Period	369,323.74	354,769.54	53,527.86	80,494.04
Total Liabilities and Fund Balance	\$ 369,323.74	\$ 354,769.54	\$ 53,527.86	\$ 80,494.04



Posted as of June 25, 2024

	519 District Clerk Rider Fund	520 District Clerk Archive Fund	523 Jury Fund	524 Court Jury Fund
Assets				
Cash Disbursement Accounts	\$ 20,136.85	\$ 6,215.35	\$ 1,662.11	\$ 15,857.16
Cash in Bank - Other than Disbursement Accounts	\$ -	\$ -	\$ -	\$ -
Cash Equivalent Texpool	62,487.33	-	-	5,187.57
Cash Equivalent MBIA	-	-	-	-
Cash Equivalent DWS	-	-	-	-
Cash Equivalent - Wells Fargo	-	-	-	-
Cash Equivalent Deferred Revenue	-	-	-	-
Certificate of Deposit	-	-	-	-
Cash Other	-	-	-	-
Taxes Receivable	-	-	-	-
Accounts Receivable/Billings to Others	-	-	-	-
Accounts Receivable - EMS Billings	-	-	-	-
Due from Other Funds	-	-	-	-
Due from Others	-	-	-	-
Due from Other Governments	-	-	-	-
Prepaid Expenditures	-	-	-	-
Total Assets	82,624.18	6,215.35	1,662.11	21,044.73
Liabilities				
Accounts Payable	-	-	-	-
Retainage Payable	-	-	-	-
Due to Other Governments/State Agencies	-	-	-	-
Due to Other Funds	-	-	-	-
Due to Others	-	-	-	-
Payroll, Accrued Payroll and Employee Benefits Payable	-	-	-	-
Deferred Revenues	-	-	-	-
Agency Accounts Due to Others	-	-	-	-
Total Liabilities	-	-	-	-
Fund Balance Information				
Total Revenues-Fiscal Year to date	57,530.02	143.69	593.37	8,158.29
Total Expenses-Fiscal Year to date	(22,812.01)	(.00)	(.00)	(894.00)
Excess (Deficit) of Revenues Over (Under) Expenditures	34,718.01	143.69	593.37	7,264.29
Other Sources (Uses) of Funds				
Transfers In From Other Funds	-	-	-	-
Transfers to Other Funds	(.00)	(.00)	(.00)	(.00)
Issue of Certificates of Obligation	-	-	-	-
Total Other Financing Sources (Uses)	-	-	-	-
Net Change in Fund Balance-Fiscal Year to Date	34,718.01	143.69	593.37	7,264.29
Fund Balance at Beginning of Year	47,906.17	6,071.66	1,068.74	13,780.44
Fund Balance End of Reporting Period	82,624.18	6,215.35	1,662.11	21,044.73
Total Liabilities and Fund Balance	\$ 82,624.18	\$ 6,215.35	\$ 1,662.11	\$ 21,044.73



Posted as of June 25, 2024

	525 Court Reporter Service Fund	526 Law Library	527 Language Access Fund	536 Courthouse Security
Assets				
Cash Disbursement Accounts	\$ 8,508.66	\$ 25,752.98	\$ 8,305.64	\$ 23,703.28
Cash in Bank - Other than Disbursement Accounts	\$ -	\$ -	\$ -	\$ -
Cash Equivalent Texpool	10,375.15	51,033.10	-	-
Cash Equivalent MBIA	-	-	-	-
Cash Equivalent DWS	-	-	-	-
Cash Equivalent - Wells Fargo	-	-	-	-
Cash Equivalent Deferred Revenue	-	-	-	-
Certificate of Deposit	-	-	-	-
Cash Other	-	-	-	-
Taxes Receivable	-	-	-	-
Accounts Receivable/Billings to Others	-	-	-	-
Accounts Receivable - EMS Billings	-	-	-	-
Due from Other Funds	-	-	-	-
Due from Others	-	-	-	-
Due from Other Governments	-	-	-	-
Prepaid Expenditures	-	-	-	-
Total Assets	18,883.81	76,786.08	8,305.64	23,703.28
Liabilities				
Accounts Payable	200.00	616.10	-	-
Retainage Payable	-	-	-	-
Due to Other Governments/State Agencies	-	-	-	-
Due to Other Funds	-	-	-	-
Due to Others	-	-	-	-
Payroll, Accrued Payroll and Employee Benefits Payable	-	-	-	-
Deferred Revenues	-	-	-	-
Agency Accounts Due to Others	-	-	-	-
Total Liabilities	200.00	616.10	-	-
Fund Balance Information				
Total Revenues-Fiscal Year to date	20,469.45	28,902.11	5,660.86	27,536.83
Total Expenses-Fiscal Year to date	(24,585.25)	(12,685.71)	(.00)	(65,410.91)
Excess (Deficit) of Revenues Over (Under) Expenditures	(4,115.80)	16,216.40	5,660.86	(37,874.08)
Other Sources (Uses) of Funds				
Transfers In From Other Funds	-	-	-	44,741.00
Transfers to Other Funds	(.00)	(.00)	(.00)	(.00)
Issue of Certificates of Obligation	-	-	-	-
Total Other Financing Sources (Uses)	-	-	-	44,741.00
Net Change in Fund Balance-Fiscal Year to Date	(4,115.80)	16,216.40	5,660.86	6,866.92
Fund Balance at Beginning of Year	22,799.61	59,953.58	2,644.78	16,836.36
Fund Balance End of Reporting Period	18,683.81	76,169.98	8,305.64	23,703.28
Total Liabilities and Fund Balance	\$ 18,883.81	\$ 76,786.08	\$ 8,305.64	\$ 23,703.28



Posted as of June 25, 2024

	537 Justice Courts Security	538 JP Truancy Prevention/Diversion	539 Speciality Court Programs	540 US Forest Fire Suppression
Assets				
Cash Disbursement Accounts	\$ 14,654.73	\$ 54,516.76	\$ 11,474.59	\$ -
Cash in Bank - Other than Disbursement Accounts	\$ -	\$ -	\$ -	\$ -
Cash Equivalent Texpool	49,842.82	4,309.55	10,958.80	17,354.47
Cash Equivalent MBIA	-	-	-	-
Cash Equivalent DWS	-	-	-	-
Cash Equivalent - Wells Fargo	-	-	-	-
Cash Equivalent Deferred Revenue	-	-	-	-
Certificate of Deposit	-	-	-	-
Cash Other	-	-	-	-
Taxes Receivable	-	-	-	-
Accounts Receivable/Billings to Others	-	-	-	-
Accounts Receivable - EMS Billings	-	-	-	-
Due from Other Funds	-	-	-	-
Due from Others	-	-	-	-
Due from Other Governments	-	-	-	-
Prepaid Expenditures	-	-	-	-
Total Assets	64,497.55	58,826.31	22,433.39	17,354.47
Liabilities				
Accounts Payable	-	-	-	17,354.47
Retainage Payable	-	-	-	-
Due to Other Governments/State Agencies	-	-	-	-
Due to Other Funds	-	-	-	-
Due to Others	-	-	-	-
Payroll, Accrued Payroll and Employee Benefits Payable	-	-	-	-
Deferred Revenues	-	-	-	-
Agency Accounts Due to Others	-	-	-	-
Total Liabilities	-	-	-	17,354.47
Fund Balance Information				
Total Revenues-Fiscal Year to date	4,278.20	9,795.56	3,855.72	-
Total Expenses-Fiscal Year to date	(320.00)	(.00)	(.00)	(.00)
Excess (Deficit) of Revenues Over (Under) Expenditures	3,958.20	9,795.56	3,855.72	-
Other Sources (Uses) of Funds				
Transfers In From Other Funds	-	-	-	-
Transfers to Other Funds	(.00)	(.00)	(.00)	(.00)
Issue of Certificates of Obligation	-	-	-	-
Total Other Financing Sources (Uses)	-	-	-	-
Net Change in Fund Balance-Fiscal Year to Date	3,958.20	9,795.56	3,855.72	-
Fund Balance at Beginning of Year	60,539.35	49,030.75	18,577.67	-
Fund Balance End of Reporting Period	64,497.55	58,826.31	22,433.39	-
Total Liabilities and Fund Balance	\$ 64,497.55	\$ 58,826.31	\$ 22,433.39	\$ 17,354.47



Posted as of June 25, 2024

	550 Justice Courts Technology	551 County/District Court Technology	552 Child Abuse Prevention Fund	560 Prosecutor Supplement
Assets				
Cash Disbursement Accounts	\$ 4,358.13	\$ 2,253.56	\$ 2,726.06	\$ 4,752.78
Cash in Bank - Other than Disbursement Accounts	\$ -	\$ -	\$ -	\$ -
Cash Equivalent Texpool	81,520.15	897.77	-	-
Cash Equivalent MBIA	-	-	-	-
Cash Equivalent DWS	-	-	-	-
Cash Equivalent - Wells Fargo	-	-	-	-
Cash Equivalent Deferred Revenue	-	-	-	-
Certificate of Deposit	-	-	-	-
Cash Other	-	-	-	-
Taxes Receivable	-	-	-	-
Accounts Receivable/Billings to Others	-	-	-	-
Accounts Receivable - EMS Billings	-	-	-	-
Due from Other Funds	-	-	-	-
Due from Others	-	-	-	(183.96)
Due from Other Governments	-	-	-	-
Prepaid Expenditures	-	-	-	-
Total Assets	85,878.28	3,151.33	2,726.06	4,568.82
Liabilities				
Accounts Payable	-	-	-	1,747.21
Retainage Payable	-	-	-	-
Due to Other Governments/State Agencies	-	-	-	-
Due to Other Funds	-	-	-	-
Due to Others	-	-	-	-
Payroll, Accrued Payroll and Employee Benefits Payable	-	-	-	-
Deferred Revenues	-	-	-	-
Agency Accounts Due to Others	-	-	-	-
Total Liabilities	-	-	-	1,747.21
Fund Balance Information				
Total Revenues-Fiscal Year to date	11,288.18	763.64	353.27	20,286.48
Total Expenses-Fiscal Year to date	(11,220.14)	(.00)	(.00)	(17,464.87)
Excess (Deficit) of Revenues Over (Under) Expenditures	68.04	763.64	353.27	2,821.61
Other Sources (Uses) of Funds				
Transfers In From Other Funds	-	-	-	-
Transfers to Other Funds	(.00)	(.00)	(.00)	(.00)
Issue of Certificates of Obligation	-	-	-	-
Total Other Financing Sources (Uses)	-	-	-	-
Net Change in Fund Balance-Fiscal Year to Date	68.04	763.64	353.27	2,821.61
Fund Balance at Beginning of Year	85,810.24	2,387.69	2,372.79	-
Fund Balance End of Reporting Period	85,878.28	3,151.33	2,726.06	2,821.61
Total Liabilities and Fund Balance	\$ 85,878.28	\$ 3,151.33	\$ 2,726.06	\$ 4,568.82



Posted as of June 25, 2024

	561 Diversion Fund	562 District Attorney Forfeiture	563 Hot Check	574 Sheriff Forfeiture
Assets				
Cash Disbursement Accounts	\$ 2,671.27	\$ 5,731.11	\$ 201.11	\$ 33,527.72
Cash in Bank - Other than Disbursement Accounts	\$ -	\$ -	\$ -	\$ 936.06
Cash Equivalent Texpool	153,547.16	225,552.92	-	583,336.25
Cash Equivalent MBIA	-	-	-	-
Cash Equivalent DWS	-	-	-	-
Cash Equivalent - Wells Fargo	-	-	-	-
Cash Equivalent Deferred Revenue	-	-	-	-
Certificate of Deposit	-	-	-	-
Cash Other	-	-	-	-
Taxes Receivable	-	-	-	-
Accounts Receivable/Billings to Others	-	-	-	-
Accounts Receivable - EMS Billings	-	-	-	-
Due from Other Funds	-	-	-	-
Due from Others	-	-	-	-
Due from Other Governments	-	-	-	-
Prepaid Expenditures	-	-	-	-
Total Assets	156,218.43	231,284.03	201.11	617,800.03
Liabilities				
Accounts Payable	-	135.09	-	63,983.21
Retainage Payable	-	-	-	-
Due to Other Governments/State Agencies	-	-	-	-
Due to Other Funds	-	-	-	-
Due to Others	-	-	-	-
Payroll, Accrued Payroll and Employee Benefits Payable	-	-	-	-
Deferred Revenues	-	-	-	-
Agency Accounts Due to Others	-	-	-	-
Total Liabilities	-	135.09	-	63,983.21
Fund Balance Information				
Total Revenues-Fiscal Year to date	13,067.02	18,088.77	471.00	81,942.32
Total Expenses-Fiscal Year to date	(1,109.99)	(2,789.99)	(311.89)	(59,606.95)
Excess (Deficit) of Revenues Over (Under) Expenditures	11,957.03	15,298.78	159.11	22,335.37
Other Sources (Uses) of Funds				
Transfers In From Other Funds	-	-	-	-
Transfers to Other Funds	(.00)	(.00)	(.00)	(.00)
Issue of Certificates of Obligation	-	-	-	-
Total Other Financing Sources (Uses)	-	-	-	-
Net Change in Fund Balance-Fiscal Year to Date	11,957.03	15,298.78	159.11	22,335.37
Fund Balance at Beginning of Year	144,261.40	215,850.16	42.00	531,481.45
Fund Balance End of Reporting Period	156,218.43	231,148.94	201.11	553,816.82
Total Liabilities and Fund Balance	\$ 156,218.43	\$ 231,284.03	\$ 201.11	\$ 617,800.03



Posted as of June 25, 2024

	576 Sheriff Inmate Medical	577 DOJ Equitable Sharing	578 Sheriff Commissary	583 Election Equipment
Assets				
Cash Disbursement Accounts	\$ 17,360.04	\$ 507.39	\$ 14,635.34	\$ 74,678.93
Cash in Bank - Other than Disbursement Accounts	\$ -	\$ -	\$ -	\$ -
Cash Equivalent Texpool	49,488.22	458,255.72	488,819.24	-
Cash Equivalent MBIA	-	26,306.12	-	-
Cash Equivalent DWS	-	-	-	-
Cash Equivalent - Wells Fargo	-	-	-	-
Cash Equivalent Deferred Revenue	-	-	-	-
Certificate of Deposit	-	-	-	-
Cash Other	-	-	-	-
Taxes Receivable	-	-	-	-
Accounts Receivable/Billings to Others	-	-	10,380.00	-
Accounts Receivable - EMS Billings	-	-	-	-
Due from Other Funds	-	-	-	-
Due from Others	-	-	-	-
Due from Other Governments	-	-	-	-
Prepaid Expenditures	-	-	-	-
Total Assets	66,848.26	485,069.23	513,834.58	74,678.93
Liabilities				
Accounts Payable	-	-	4,840.50	-
Retainage Payable	-	-	-	-
Due to Other Governments/State Agencies	-	-	-	-
Due to Other Funds	-	-	-	-
Due to Others	-	-	-	-
Payroll, Accrued Payroll and Employee Benefits Payable	-	-	-	-
Deferred Revenues	-	-	-	-
Agency Accounts Due to Others	-	-	-	-
Total Liabilities	-	-	4,840.50	-
Fund Balance Information				
Total Revenues-Fiscal Year to date	3,800.85	17,491.02	104,302.11	48,746.84
Total Expenses-Fiscal Year to date	(.00)	(.00)	(23,679.68)	(6,092.50)
Excess (Deficit) of Revenues Over (Under) Expenditures	3,800.85	17,491.02	80,622.43	42,654.34
Other Sources (Uses) of Funds				
Transfers In From Other Funds	-	-	-	-
Transfers to Other Funds	(.00)	(.00)	(.00)	(.00)
Issue of Certificates of Obligation	-	-	-	-
Total Other Financing Sources (Uses)	-	-	-	-
Net Change in Fund Balance-Fiscal Year to Date	3,800.85	17,491.02	80,622.43	42,654.34
Fund Balance at Beginning of Year	63,047.41	467,578.21	428,371.65	32,024.59
Fund Balance End of Reporting Period	66,848.26	485,069.23	508,994.08	74,678.93
Total Liabilities and Fund Balance	\$ 66,848.26	\$ 485,069.23	\$ 513,834.58	\$ 74,678.93



Posted as of June 25, 2024

	584 Election Services Fund	589 Inventory Tax	590 ERRP Fund	471.472.482 HGAC Grants
Assets				
Cash Disbursement Accounts	\$ 8,599.41	\$ 80.16	\$ -	\$ -
Cash in Bank - Other than Disbursement Accounts	\$ -	\$ -	\$ -	\$ -
Cash Equivalent Texpool	60,092.16	17.87	-	-
Cash Equivalent MBIA	-	-	-	-
Cash Equivalent DWS	-	-	-	-
Cash Equivalent - Wells Fargo	-	-	-	-
Cash Equivalent Deferred Revenue	-	-	-	-
Certificate of Deposit	-	-	-	-
Cash Other	-	-	-	-
Taxes Receivable	-	-	-	-
Accounts Receivable/Billings to Others	-	-	-	-
Accounts Receivable - EMS Billings	-	-	-	-
Due from Other Funds	-	-	-	-
Due from Others	-	-	-	-
Due from Other Governments	-	-	-	-
Prepaid Expenditures	-	-	-	-
Total Assets	68,691.57	98.03	-	-
Liabilities				
Accounts Payable	-	-	-	-
Retainage Payable	-	-	-	-
Due to Other Governments/State Agencies	-	-	-	-
Due to Other Funds	-	-	-	-
Due to Others	-	-	-	-
Payroll, Accrued Payroll and Employee Benefits Payable	-	-	-	-
Deferred Revenues	-	-	-	-
Agency Accounts Due to Others	-	-	-	-
Total Liabilities	-	-	-	-
Fund Balance Information				
Total Revenues-Fiscal Year to date	6,820.41	0.63	-	-
Total Expenses-Fiscal Year to date	(6,196.32)	(.00)	(.00)	(.00)
Excess (Deficit) of Revenues Over (Under) Expenditures	624.09	0.63	-	-
Other Sources (Uses) of Funds				
Transfers In From Other Funds	-	-	-	-
Transfers to Other Funds	(.00)	(.00)	(.00)	(.00)
Issue of Certificates of Obligation	-	-	-	-
Total Other Financing Sources (Uses)	-	-	-	-
Net Change in Fund Balance-Fiscal Year to Date	624.09	0.63	-	-
Fund Balance at Beginning of Year	68,067.48	97.40	-	-
Fund Balance End of Reporting Period	68,691.57	98.03	-	-
Total Liabilities and Fund Balance	\$ 68,691.57	\$ 98.03	\$ -	\$ -



Posted as of June 25, 2024

	486.487.488	489	481.483.484.473.474	485
	CDBG	Fire	Other	Homeland Security
	Grants	Protection Grant	Grants	Grants
Assets				
Cash Disbursement Accounts	\$ (5,997.53)	\$ -	\$ (42,798.81)	\$ -
Cash in Bank - Other than Disbursement Accounts	\$ -	\$ -	\$ -	\$ -
Cash Equivalent Texpool	-	-	-	-
Cash Equivalent MBIA	-	-	-	-
Cash Equivalent DWS	-	-	-	-
Cash Equivalent - Wells Fargo	-	-	-	-
Cash Equivalent Deferred Revenue	-	-	-	-
Certificate of Deposit	-	-	-	-
Cash Other	-	-	-	-
Taxes Receivable	-	-	-	-
Accounts Receivable/Billings to Others	-	-	18,984.48	-
Accounts Receivable - EMS Billings	-	-	-	-
Due from Other Funds	-	-	-	-
Due from Others	-	-	-	-
Due from Other Governments	-	-	-	-
Prepaid Expenditures	-	-	-	-
Total Assets	(5,997.53)	-	(23,814.33)	-
Liabilities				
Accounts Payable	62,346.84	-	-	-
Retainage Payable	-	-	-	-
Due to Other Governments/State Agencies	-	-	-	-
Due to Other Funds	-	-	-	-
Due to Others	-	-	-	-
Payroll, Accrued Payroll and Employee Benefits Payable	-	-	-	-
Deferred Revenues	-	-	-	-
Agency Accounts Due to Others	-	-	-	-
Total Liabilities	62,346.84	-	-	-
Fund Balance Information				
Total Revenues-Fiscal Year to date	121,691.30	-	97,765.58	-
Total Expenses-Fiscal Year to date	(190,035.67)	(.00)	(121,579.91)	(.00)
Excess (Deficit) of Revenues Over (Under) Expenditures	(68,344.37)	-	(23,814.33)	-
Other Sources (Uses) of Funds				
Transfers In From Other Funds	-	-	-	-
Transfers to Other Funds	(.00)	(.00)	(.00)	(.00)
Issue of Certificates of Obligation	-	-	-	-
Total Other Financing Sources (Uses)	-	-	-	-
Net Change in Fund Balance-Fiscal Year to Date	(68,344.37)	-	(23,814.33)	-
Fund Balance at Beginning of Year	-	-	-	-
Fund Balance End of Reporting Period	(68,344.37)	-	(23,814.33)	-
Total Liabilities and Fund Balance	\$ (5,997.53)	\$ -	\$ (23,814.33)	\$ -



Posted as of June 25, 2024

	601 SPU Grants Allocations	640-648 Juvenile Probation	701 Retiree Health Insurance Fund
Assets			
Cash Disbursement Accounts	\$ (544,610.04)	\$ 108,741.86	\$ -
Cash in Bank - Other than Disbursement Accounts	\$ -	\$ -	\$ -
Cash Equivalent Texpool	-	89,183.14	868,687.79
Cash Equivalent MBIA	-	-	1,323,137.84
Cash Equivalent DWS	-	-	-
Cash Equivalent - Wells Fargo	-	-	-
Cash Equivalent Deferred Revenue	-	-	-
Certificate of Deposit	-	-	-
Cash Other	-	-	-
Taxes Receivable	-	-	-
Accounts Receivable/Billings to Others	121,287.05	-	-
Accounts Receivable - EMS Billings	-	-	-
Due from Other Funds	-	-	-
Due from Others	(102.17)	5,220.00	-
Due from Other Governments	-	-	-
Prepaid Expenditures	-	-	-
Total Assets	(423,425.16)	203,145.00	2,191,825.63
Liabilities			
Accounts Payable	66,416.11	8,338.60	-
Retainage Payable	-	-	-
Due to Other Governments/State Agencies	-	-	-
Due to Other Funds	-	-	-
Due to Others	-	-	-
Payroll, Accrued Payroll and Employee Benefits Payable	-	-	-
Deferred Revenues	-	-	-
Agency Accounts Due to Others	-	-	-
Total Liabilities	66,416.11	8,338.60	-
Fund Balance Information			
Total Revenues-Fiscal Year to date	3,695,496.12	414,863.54	78,141.14
Total Expenses-Fiscal Year to date	(4,185,337.39)	(307,212.46)	(.00)
Excess (Deficit) of Revenues Over (Under) Expenditures	(489,841.27)	107,651.08	78,141.14
Other Sources (Uses) of Funds			
Transfers In From Other Funds	-	-	-
Transfers to Other Funds	(.00)	(.00)	(.00)
Issue of Certificates of Obligation	-	-	-
Total Other Financing Sources (Uses)	-	-	-
Net Change in Fund Balance-Fiscal Year to Date	(489,841.27)	107,651.08	78,141.14
Fund Balance at Beginning of Year	-	87,155.32	2,113,684.49
Fund Balance End of Reporting Period	(489,841.27)	194,806.40	2,191,825.63
Total Liabilities and Fund Balance	\$ (423,425.16)	\$ 203,145.00	\$ 2,191,825.63



Posted as of June 25, 2024

	Subtotal County Funds	615-618 Adult Probation	802 Central Dispatch	810 LEOSE Training
Assets				
Cash Disbursement Accounts	\$ 3,410,413.04	\$ 91,556.90	\$ 112,093.76	\$ 74,123.56
Cash in Bank - Other than Disbursement Accounts	\$ 754,701.83	\$ 30.00	\$ -	\$ -
Cash Equivalent Texpool	\$ 36,880,694.83	142,685.34	1,341,333.33	-
Cash Equivalent MBIA	\$ 3,776,402.56	126,919.39	-	-
Cash Equivalent DWS	\$ -	-	-	-
Cash Equivalent - Wells Fargo	\$ 6,914,299.08	-	-	-
Cash Equivalent Deferred Revenue	\$ -	-	-	-
Certificate of Deposit	\$ -	-	-	-
Cash Other	\$ -	-	-	-
Taxes Receivable	\$ 1,115,892.03	-	-	-
Accounts Receivable/Billings to Others	\$ 180,008.41	-	-	-
Accounts Receivable - EMS Billings	\$ 919,862.28	-	-	-
Due from Other Funds	\$ 21,228.80	-	-	-
Due from Others	\$ 62,933.84	-	-	-
Due from Other Governments	\$ 902,644.35	-	-	-
Prepaid Expenditures	\$ 54,941.00	-	-	-
Total Assets	54,994,022.05	361,191.63	1,453,427.09	74,123.56
Liabilities				
Accounts Payable	\$ 1,550,243.19	3,377.86	3,164.34	-
Retainage Payable	\$ -	-	-	-
Due to Other Governments/State Agencies	\$ 91,763.64	-	-	-
Due to Other Funds	\$ 21,228.80	-	-	-
Due to Others	\$ 85,929.84	-	-	-
Payroll, Accrued Payroll and Employee Benefits Payable	\$ 2,065,288.06	-	-	-
Deferred Revenues	\$ 1,214,555.16	-	-	-
Agency Accounts Due to Others	\$ -	-	-	74,123.56
Total Liabilities	5,029,008.69	3,377.86	3,164.34	74,123.56
Fund Balance Information				
Total Revenues-Fiscal Year to date	\$ 44,980,165.48	1,167,462.62	1,155,077.99	-
Total Expenses-Fiscal Year to date	\$ 33,671,172.51	(1,187,326.88)	(932,392.02)	(.00)
Excess (Deficit) of Revenues Over (Under) Expenditures	11,308,992.97	(19,864.26)	222,685.97	-
Other Sources (Uses) of Funds				
Transfers In From Other Funds	\$ 344,741.00	20,058.86	-	-
Transfers to Other Funds	\$ 344,741.00	(20,058.86)	(.00)	(.00)
Issue of Certificates of Obligation	\$ -	-	-	-
Total Other Financing Sources (Uses)	-	-	-	-
Net Change in Fund Balance-Fiscal Year to Date	11,308,992.97	(19,864.26)	222,685.97	-
Fund Balance at Beginning of Year	\$ 38,656,020.39	377,678.03	1,227,576.78	-
Fund Balance End of Reporting Period	49,965,013.36	357,813.77	1,450,262.75	-
Total Liabilities and Fund Balance	\$ 54,994,022.05	\$ 361,191.63	\$ 1,453,427.09	\$ 74,123.56



Posted as of June 25, 2024

	CERTZ		Total All Funds
Assets			
Cash Disbursement Accounts	\$	-	\$ 3,688,187.26
Cash in Bank - Other than Disbursement Accounts	\$	-	\$ 754,731.83
Cash Equivalent Texpool		-	\$ 38,364,713.50
Cash Equivalent MBIA		-	\$ 3,903,321.95
Cash Equivalent DWS		-	\$ -
Cash Equivalent - Wells Fargo		-	\$ 6,914,299.08
Cash Equivalent Deferred Revenue			\$ -
Certificate of Deposit		-	\$ -
Cash Other		-	\$ -
Taxes Receivable		-	\$ 1,115,892.03
Accounts Receivable/Billings to Others		-	\$ 180,008.41
Accounts Receivable - EMS Billings		-	\$ 919,862.28
Due from Other Funds		-	\$ 21,228.80
Due from Others		-	\$ 62,933.84
Due from Other Governments		-	\$ 902,644.35
Prepaid Expenditures		-	\$ 54,941.00
Total Assets		-	56,882,764.33
Liabilities			
Accounts Payable		-	\$ 1,556,785.39
Retainage Payable		-	\$ -
Due to Other Governments/State Agencies		-	\$ 91,763.64
Due to Other Funds		-	\$ 21,228.80
Due to Others		-	\$ 85,929.84
Payroll, Accrued Payroll and Employee Benefits Payable		-	\$ 2,065,288.06
Deferred Revenues		-	\$ 1,214,555.16
Agency Accounts Due to Others		-	\$ 74,123.56
Total Liabilities		-	5,109,674.45
Fund Balance Information			
Total Revenues-Fiscal Year to date		-	\$ 47,302,706.09
Total Expenses-Fiscal Year to date		(.00)	\$ 35,790,891.41
Excess (Deficit) of Revenues Over (Under) Expenditures		-	\$ 11,511,814.68
Other Sources (Uses) of Funds			
Transfers In From Other Funds		-	\$ 364,799.86
Transfers to Other Funds		(.00)	\$ 364,799.86
Issue of Certificates of Obligation		-	\$ -
Total Other Financing Sources (Uses)		-	\$ -
Net Change in Fund Balance-Fiscal Year to Date		-	\$ 11,511,814.68
			\$ -
Fund Balance at Beginning of Year		-	\$ 40,261,275.20
			\$ -
Fund Balance End of Reporting Period		-	51,773,089.88
Total Liabilities and Fund Balance	\$	-	\$ 56,882,764.33



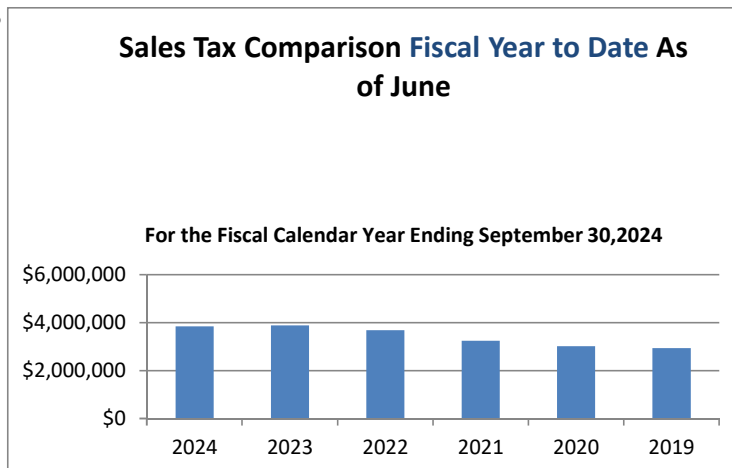
Sales Tax Revenue Comparison by Fiscal Year

		Fiscal Year 2024	Fiscal Year 2023	Fiscal Year 2022	Fiscal Year 2021	Fiscal Year 2020	Fiscal Year 2019
October	0.83%	\$ 430,494.33	\$ 426,935.35	\$ 378,481.65	\$ 341,282.66	\$ 309,760.99	\$ 339,514.51
November	-1.90%	\$ 468,234.02	\$ 477,305.48	\$ 470,400.36	\$ 404,860.53	\$ 432,570.77	\$ 365,595.48
December	-2.65%	\$ 392,041.05	\$ 402,702.70	\$ 368,467.73	\$ 311,632.44	\$ 282,270.19	\$ 323,873.04
January	3.39%	\$ 409,880.44	\$ 396,438.25	\$ 386,864.04	\$ 345,810.13	\$ 297,832.83	\$ 263,748.83
February	-3.07%	\$ 490,724.88	\$ 506,247.91	\$ 488,772.53	\$ 402,950.76	\$ 410,854.29	\$ 377,316.70
March	-1.74%	\$ 398,234.30	\$ 405,269.07	\$ 391,919.74	\$ 328,566.37	\$ 353,527.33	\$ 311,788.03
April	-4.15%	\$ 365,474.29	\$ 381,310.61	\$ 317,716.26	\$ 270,692.68	\$ 263,551.31	\$ 296,140.87
May	-7.70%	\$ 451,281.87	\$ 488,946.95	\$ 458,660.51	\$ 447,063.15	\$ 357,514.78	\$ 355,687.53
June	10.90%	\$ 439,983.80	\$ 396,747.98	\$ 429,635.63	\$ 393,372.95	\$ 307,406.08	\$ 302,439.53
July		\$ -	\$ 386,095.96	\$ 401,984.02	\$ 349,935.05	\$ 322,571.05	\$ 285,622.64
August		\$ -	\$ 443,842.79	\$ 480,257.68	\$ 434,731.20	\$ 393,734.55	\$ 339,087.66
September		\$ -	\$ 398,269.21	\$ 398,673.98	\$ 369,724.46	\$ 328,146.29	\$ 330,366.78
		\$ 3,846,348.98	\$ 5,110,112.26	\$ 4,971,834.13	\$ 4,400,622.38	\$ 4,059,740.46	\$ 3,891,181.60

This time last year	\$ 3,881,904.30
% Change	-0.92%

Sales Tax Rate for Walker County is	0.5%
State Sales Tax Rate is	6.25%
<u>Municipalities Within Walker County</u>	
City of Huntsville Sales Tax Rate	1.5%
City of New Waverly Sales Tax Rate	1.5%
City of Riverside Sales Tax Rate	1.5%

Fiscal Year to Date	\$ 3,846,348.98	\$ 3,881,904.30	\$ 3,690,918.45	\$ 3,246,231.67	\$ 3,015,288.57	\$ 2,936,104.52
Budgeted this Fiscal Year	\$ 5,250,000.00	75.97%	74.24%	73.77%	74.27%	75.46%
Pct Received This FY	73.3%					





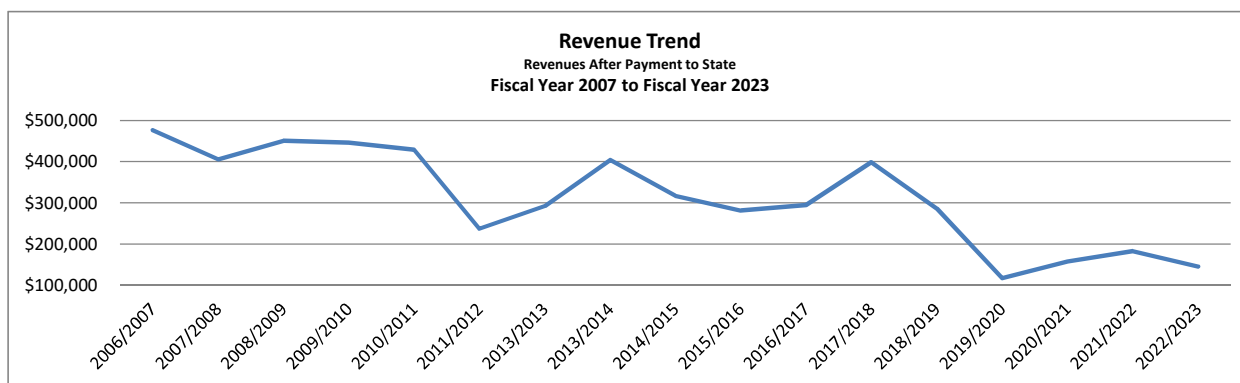
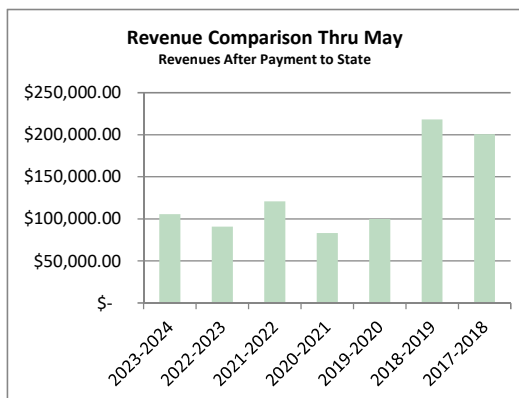
Weigh Station Revenue Comparison by Fiscal Year

Comparison Numbers Based on Revenues Retained by Walker County after submission of fines paid to State

	Total 2023-2024	Pd to State	Fiscal Year 2023-2024	Fiscal Year 2022-2023	Fiscal Year 2021-2022	Fiscal Year 2020-2021	Fiscal Year 2019-2020	Fiscal Year 2018-2019	Fiscal Year 2017-2018
October	\$ 13,558.00	\$ (1,724.50)	\$ 11,833.50	\$ 14,148.00	\$ 18,286.80	\$ 2,840.80	\$ 23,601.60	\$ 45,179.10	\$ 16,978.20
November	\$ 15,969.00	\$ (192.00)	\$ 15,777.00	\$ 10,261.00	\$ 12,515.00	\$ 2,354.00	\$ 9,759.50	\$ 17,677.95	\$ 16,603.70
December	\$ 15,011.00	\$ (1,762.00)	\$ 13,249.00	\$ 14,158.00	\$ 13,435.50	\$ 2,491.50	\$ 15,248.10	\$ 26,932.10	\$ 12,130.30
January	\$ 19,405.90	\$ (2,487.00)	\$ 16,918.90	\$ 11,120.00	\$ 14,960.00	\$ 10,436.50	\$ 14,941.35	\$ 23,035.20	\$ 17,600.90
February	\$ 13,207.00	\$ (105.00)	\$ 13,102.00	\$ 13,788.50	\$ 15,521.50	\$ 10,863.50	\$ 11,991.00	\$ 26,752.90	\$ 8,475.90
March	\$ 10,598.00	\$ (835.00)	\$ 9,763.00	\$ 12,517.00	\$ 14,826.00	\$ 18,304.90	\$ 11,431.00	\$ 29,424.12	\$ 28,972.05
April	\$ 14,263.00	\$ (2,330.50)	\$ 11,932.50	\$ 5,693.50	\$ 16,970.00	\$ 18,441.15	\$ 6,728.00	\$ 30,934.90	\$ 45,791.50
May	\$ 15,285.00	\$ (2,230.50)	\$ 13,054.50	\$ 9,258.00	\$ 14,331.00	\$ 17,318.50	\$ 6,131.70	\$ 18,350.50	\$ 54,074.80
June	\$ -	\$ -	\$ -	\$ 13,738.00	\$ 15,151.50	\$ 22,397.00	\$ 6,101.35	\$ 18,272.90	\$ 42,187.90
July	\$ -	\$ -	\$ -	\$ 10,420.50	\$ 15,425.65	\$ 22,694.00	\$ 3,857.00	\$ 18,109.90	\$ 56,237.20
August	\$ -	\$ -	\$ -	\$ 14,957.50	\$ 17,733.75	\$ 17,414.00	\$ 4,634.00	\$ 13,131.10	\$ 58,404.20
September	\$ -	\$ -	\$ -	\$ 15,360.50	\$ 13,837.50	\$ 12,157.00	\$ 2,610.90	\$ 18,541.95	\$ 41,298.80
	\$ 117,296.90	\$ (11,666.50)	\$ 105,630.40	\$ 145,420.50	\$ 182,994.20	\$ 157,712.85	\$ 117,035.50	\$ 286,342.62	\$ 398,755.45

Allocated to Weigh Station Improv.	\$ -	This time last year	\$90,944.00
Allocated to Road and Bridge	\$ 105,630.40	% Change	16.10%

Fiscal Year to Date \$ 117,296.90 \$ (11,666.50) \$ 105,630.40 \$ 90,944.00 \$ 120,845.80 \$ 83,050.85 \$ 99,832.25 \$ 218,286.77 \$ 200,627.35



Budget for FY 20223/2024

	From Tax rate	County Road and Bridge Operations	Weigh Station Support / Personnel
Justice of Peace Pct 4	\$ 63,019.00	\$ -	\$ -
Weigh Station Utilities/Services	\$ 35,187.00	\$ -	\$ 34,284.00
Weigh Station Personnel	\$ -	\$ -	\$ 25,416.00
Road and Bridge Operations	\$ -	\$ 150,000.00	
	\$ 98,206.00	\$ 150,000.00	\$ 59,700.00



Walker County Budget vs Actual Report
As of the Month Ended 5/31/2024
For the Fiscal Year Ending September 30, 2024
Transactions Posted as of 4:08 PM

Page 1 of 24
6/25/2024
4:08 PM

Account	Original Budget	Revised Budget	Actual	Encumbrances	Variance	Pct to Date
101-General Fund						
11101-Revenues-General Fund						
Current Ad Valorem Taxes						
101.40110.11101-Current Ad Valorem Taxes	(19,607,128)	(19,607,128)	(18,786,921.71)	0.00	(820,206.29)	95.82 %
Total Current Ad Valorem Taxes	(19,607,128)	(19,607,128)	(18,786,921.71)	0.00	(820,206.29)	95.82 %
Delinquent Ad Valorem Taxes						
101.40120.11101-Delinquent Ad Valorem Taxes	(380,000)	(380,000)	(280,618.22)	0.00	(99,381.78)	73.85 %
Total Delinquent Ad Valorem Taxes	(380,000)	(380,000)	(280,618.22)	0.00	(99,381.78)	73.85 %
Ad Valorem Penalty and Interest						
101.40130.11101-Penalties and Interest-Ad Va	(320,000)	(320,000)	(268,041.92)	0.00	(51,958.08)	83.76 %
Total Ad Valorem Penalty and Interest	(320,000)	(320,000)	(268,041.92)	0.00	(51,958.08)	83.76 %
Sales Tax						
101.40400.11101-Sales Tax	(5,250,000)	(5,250,000)	(3,406,365.18)	0.00	(1,843,634.82)	64.88 %
Total Sales Tax	(5,250,000)	(5,250,000)	(3,406,365.18)	0.00	(1,843,634.82)	64.88 %
Other Taxes						
101.40500.11101-Payment In Lieu of Taxes	(44,800)	(44,800)	0.00	0.00	(44,800.00)	0.00 %
101.40501.11101-Property Taxes-Other(VIT)	(25,000)	(25,000)	0.00	0.00	(25,000.00)	0.00 %
101.40510.11101-Mixed Beverage Tax	(119,500)	(119,500)	(88,642.16)	0.00	(30,857.84)	74.18 %
Total Other Taxes	(189,300)	(189,300)	(88,642.16)	0.00	(100,657.84)	46.83 %
Intergovernmental Revenues						
101.42410.11101-Intergovernmental Funds-Loa	(314,285)	(314,285)	(298,340.00)	0.00	(15,945.00)	94.93 %
101.42460.11101-Central Appraisal District	0	0	(34,694.27)	0.00	34,694.27	0.00 %
Total Intergovernmental Revenues	(314,285)	(314,285)	(333,034.27)	0.00	18,749.27	105.97 %
Fees of Office/Charges for Service						
101.43010.11101-Fees of Office/Charges for S	(58,000)	(58,000)	(57,775.14)	0.00	(224.86)	99.61 %
Total Fees of Office/Charges for Service	(58,000)	(58,000)	(57,775.14)	0.00	(224.86)	99.61 %
Interest Income						
101.48011.11101-Interest-Capital Projects	(173,200)	(173,200)	0.00	0.00	(173,200.00)	0.00 %
Total Interest Income	(173,200)	(173,200)	0.00	0.00	(173,200.00)	0.00 %
Other Revenue						
101.48110.11101-Other Revenue	(70,000)	(70,000)	(25,942.42)	0.00	(44,057.58)	37.06 %
101.48170.11101-Opioid Abatement	0	0	(11,275.21)	0.00	11,275.21	0.00 %
101.48200.11101-Insurance Refunds/Credits	0	0	(19,734.81)	0.00	19,734.81	0.00 %
Total Other Revenue	(70,000)	(70,000)	(56,952.44)	0.00	(13,047.56)	81.36 %
Department 11101 Totals	(26,361,913)	(26,361,913)	(23,278,351.04)	0.00	(3,083,561.96)	88.30 %
15010-County Judge						
Fees of Office/Charges for Service						
101.43010.15010-Fees of Office/Charges for S	0	0	(2,400.00)	0.00	2,400.00	0.00 %
Total Fees of Office/Charges for Service	0	0	(2,400.00)	0.00	2,400.00	-∞
Department 15010 Totals	0	0	(2,400.00)	0.00	2,400.00	-∞



Walker County Budget vs Actual Report
As of the Month Ended 5/31/2024
For the Fiscal Year Ending September 30, 2024
Transactions Posted as of 4:08 PM

Page 2 of 24
6/25/2024
4:08 PM

Account	Original Budget	Revised Budget	Actual	Encumbrances	Variance	Pct to Date
15020-County Judge - IT Operations						
Fees of Office/Charges for Service						
101.43010.15020-Fees of Office/Charges for S	(12,000)	(12,000)	(12,000.00)	0.00	0.00	100.00 %
Total Fees of Office/Charges for Service	(12,000)	(12,000)	(12,000.00)	0.00	0.00	100.00 %
Department 15020 Totals	(12,000)	(12,000)	(12,000.00)	0.00	0.00	100.00 %
15050-County Clerk						
Fees of Office/Charges for Service						
101.43010.15050-Fees of Office/Charges for S	(350,000)	(350,000)	(223,577.35)	0.00	(126,422.65)	63.88 %
101.43700.15050-Supplemental Guardianship Fe	0	0	(4,470.00)	0.00	4,470.00	0.00 %
Total Fees of Office/Charges for Service	(350,000)	(350,000)	(228,047.35)	0.00	(121,952.65)	65.16 %
Courts Costs						
101.47040.15050-TimePmt10%-Court Improvement	0	0	(642.49)	0.00	642.49	0.00 %
Total Courts Costs	0	0	(642.49)	0.00	642.49	-∞
Other Revenue						
101.48110.15050-Other Revenue	0	0	1,537.00	0.00	(1,537.00)	0.00 %
Total Other Revenue	0	0	1,537.00	0.00	(1,537.00)	∞
Department 15050 Totals	(350,000)	(350,000)	(227,152.84)	0.00	(122,847.16)	64.90 %
16010-Voter Registration						
Fees of Office/Charges for Service						
101.43010.16010-Fees of Office/Charges for S	0	0	(108.00)	0.00	108.00	0.00 %
Total Fees of Office/Charges for Service	0	0	(108.00)	0.00	108.00	-∞
Department 16010 Totals	0	0	(108.00)	0.00	108.00	-∞
16020-Elections						
Intergovernmental Revenues						
101.42410.16020-Intergovernmental Funds-Loa	(20,000)	(20,000)	(23,935.43)	0.00	3,935.43	119.68 %
Total Intergovernmental Revenues	(20,000)	(20,000)	(23,935.43)	0.00	3,935.43	119.68 %
Department 16020 Totals	(20,000)	(20,000)	(23,935.43)	0.00	3,935.43	119.68 %
17010-County Facilities						
Building Use Charges and Rentals						
101.46040.17010-WCHA Utilities Reimbursement	(6,000)	(6,000)	(4,000.00)	0.00	(2,000.00)	66.67 %
101.46050.17010-DPS Annex Buildings Use	0	0	(1,434.01)	0.00	1,434.01	0.00 %
Total Building Use Charges and Rentals	(6,000)	(6,000)	(5,434.01)	0.00	(565.99)	90.57 %
Department 17010 Totals	(6,000)	(6,000)	(5,434.01)	0.00	(565.99)	90.57 %
17020-Facilities-Justice Center Municipal Allocation						
Intergovernmental Revenues						
101.42410.17020-Intergovernmental Funds-Loa	(10,983)	(10,983)	(2,341.66)	0.00	(8,641.34)	21.32 %
Total Intergovernmental Revenues	(10,983)	(10,983)	(2,341.66)	0.00	(8,641.34)	21.32 %
Department 17020 Totals	(10,983)	(10,983)	(2,341.66)	0.00	(8,641.34)	21.32 %
19010-Centralized Costs						
Other Revenue						
101.48110.19010-Other Revenue	0	0	(1.00)	0.00	1.00	0.00 %
Total Other Revenue	0	0	(1.00)	0.00	1.00	-∞
Department 19010 Totals	0	0	(1.00)	0.00	1.00	-∞



Walker County Budget vs Actual Report
As of the Month Ended 5/31/2024
For the Fiscal Year Ending September 30, 2024
Transactions Posted as of 4:08 PM

Page 3 of 24
6/25/2024
4:08 PM

Account	Original Budget	Revised Budget	Actual	Encumbrances	Variance	Pct to Date
20010-County Auditor						
Fees of Office/Charges for Service						
101.43010.20010-Fees of Office/Charges for S	(42,152)	(42,152)	(41,664.72)	0.00	(487.28)	98.84 %
Total Fees of Office/Charges for Service	(42,152)	(42,152)	(41,664.72)	0.00	(487.28)	98.84 %
Department 20010 Totals	(42,152)	(42,152)	(41,664.72)	0.00	(487.28)	98.84 %
20020-County Treasurer						
Fees of Office/Charges for Service						
101.43599.20020-Cash Short and Over	0	0	(1.00)	0.00	1.00	0.00 %
Total Fees of Office/Charges for Service	0	0	(1.00)	0.00	1.00	-∞
Interest Income						
101.48010.20020-Interest	(600,000)	(600,000)	(682,660.48)	0.00	82,660.48	113.78 %
Total Interest Income	(600,000)	(600,000)	(682,660.48)	0.00	82,660.48	113.78 %
Other Revenue						
101.48110.20020-Other Revenue	0	0	(456.98)	0.00	456.98	0.00 %
Total Other Revenue	0	0	(456.98)	0.00	456.98	-∞
Department 20020 Totals	(600,000)	(600,000)	(683,118.46)	0.00	83,118.46	113.85 %
20030-County Treasurer - Collections						
Fees of Office/Charges for Service						
101.43010.20030-Fees of Office/Charges for S	(2,800)	(2,800)	(1,688.76)	0.00	(1,111.24)	60.31 %
Total Fees of Office/Charges for Service	(2,800)	(2,800)	(1,688.76)	0.00	(1,111.24)	60.31 %
Department 20030 Totals	(2,800)	(2,800)	(1,688.76)	0.00	(1,111.24)	60.31 %
21010-Vehicle Registration						
Other Taxes						
101.40510.21010-Mixed Beverage Tax	(12,000)	(12,000)	(7,505.00)	0.00	(4,495.00)	62.54 %
Total Other Taxes	(12,000)	(12,000)	(7,505.00)	0.00	(4,495.00)	62.54 %
Fees of Office/Charges for Service						
101.43010.21010-Fees of Office/Charges for S	(500)	(500)	(242.68)	0.00	(257.32)	48.54 %
Total Fees of Office/Charges for Service	(500)	(500)	(242.68)	0.00	(257.32)	48.54 %
Vehicle Registration						
101.44100.21010-Vehicle Registration Commiss	(1,000,000)	(1,000,000)	(1,018,193.46)	0.00	18,193.46	101.82 %
101.44210.21010-Certificates of Title	(74,000)	(74,000)	(40,545.00)	0.00	(33,455.00)	54.79 %
Total Vehicle Registration	(1,074,000)	(1,074,000)	(1,058,738.46)	0.00	(15,261.54)	98.58 %
Department 21010 Totals	(1,086,500)	(1,086,500)	(1,066,486.14)	0.00	(20,013.86)	98.16 %
30010-Courts-Central Costs						
Intergovernmental Revenues						
101.42010.30010-State Funds	(8,000)	(8,000)	(11,859.22)	0.00	3,859.22	148.24 %
101.42030.30010-State Funds-Indigent Defense	(52,924)	(52,924)	(12,343.75)	0.00	(40,580.25)	23.32 %
101.42040.30010-State Funds-Capital Murder	0	(12,796)	(12,796.00)	0.00	0.00	100.00 %
Total Intergovernmental Revenues	(60,924)	(73,720)	(36,998.97)	0.00	(36,721.03)	50.19 %
Fees of Office/Charges for Service						
101.43010.30010-Fees of Office/Charges for S	0	0	(12.41)	0.00	12.41	0.00 %
101.43740.30010-Bond Fees-General Fund	0	0	(2,000.00)	0.00	2,000.00	0.00 %
Total Fees of Office/Charges for Service	0	0	(2,012.41)	0.00	2,012.41	-∞



Walker County Budget vs Actual Report
As of the Month Ended 5/31/2024
For the Fiscal Year Ending September 30, 2024
Transactions Posted as of 4:08 PM

Page 4 of 24
6/25/2024
4:08 PM

Account	Original Budget	Revised Budget	Actual	Encumbrances	Variance	Pct to Date
Courts Costs						
101.47041.30010-JudicialSupportFee .60 Distr	0	0	(5.52)	0.00	5.52	0.00 %
101.47042.30010-JudicialSupportFee .60 Court	0	0	(0.98)	0.00	0.98	0.00 %
101.47050.30010-JudicialSupportFee .60 Justi	0	0	(99.30)	0.00	99.30	0.00 %
Total Courts Costs	0	0	(105.80)	0.00	105.80	-∞
Department 30010 Totals	(60,924)	(73,720)	(39,117.18)	0.00	(34,602.82)	53.06 %
30020-County Court at Law						
Intergovernmental Revenues						
101.42010.30020-State Funds	(84,000)	(84,000)	(42,000.00)	0.00	(42,000.00)	50.00 %
Total Intergovernmental Revenues	(84,000)	(84,000)	(42,000.00)	0.00	(42,000.00)	50.00 %
Fees of Office/Charges for Service						
101.43010.30020-Fees of Office/Charges for S	(20,000)	(20,000)	(13,323.30)	0.00	(6,676.70)	66.62 %
Total Fees of Office/Charges for Service	(20,000)	(20,000)	(13,323.30)	0.00	(6,676.70)	66.62 %
Courts Costs						
101.47020.30020-Court Costs	(5,500)	(5,500)	(2,697.53)	0.00	(2,802.47)	49.05 %
101.47030.30020-Court Costs - Attorney Fees	(17,000)	(17,000)	(14,327.89)	0.00	(2,672.11)	84.28 %
101.47040.30020-TimePmt10%-Court Improvement	0	0	(538.17)	0.00	538.17	0.00 %
Total Courts Costs	(22,500)	(22,500)	(17,563.59)	0.00	(4,936.41)	78.06 %
Fines and Forfeitures						
101.47800.30020-Bond Forfeitures	(25,000)	(25,000)	0.00	0.00	(25,000.00)	0.00 %
Total Fines and Forfeitures	(25,000)	(25,000)	0.00	0.00	(25,000.00)	0.00 %
Department 30020 Totals	(151,500)	(151,500)	(72,886.89)	0.00	(78,613.11)	48.11 %
30030-12th Judicial District Court						
Intergovernmental Revenues						
101.42410.30030-Intergovernmental Funds-Loca	(69,609)	(69,609)	(35,170.39)	0.00	(34,438.61)	50.53 %
Total Intergovernmental Revenues	(69,609)	(69,609)	(35,170.39)	0.00	(34,438.61)	50.53 %
Fees of Office/Charges for Service						
101.43010.30030-Fees of Office/Charges for S	(1,600)	(1,600)	(617.70)	0.00	(982.30)	38.61 %
Total Fees of Office/Charges for Service	(1,600)	(1,600)	(617.70)	0.00	(982.30)	38.61 %
Courts Costs						
101.47020.30030-Court Costs	(4,000)	(4,000)	(1,626.49)	0.00	(2,373.51)	40.66 %
101.47030.30030-Court Costs - Attorney Fees	(10,000)	(10,000)	(12,663.28)	0.00	2,663.28	126.63 %
101.47040.30030-TimePmt10%-Court Improvement	0	0	(665.91)	0.00	665.91	0.00 %
Total Courts Costs	(14,000)	(14,000)	(14,955.68)	0.00	955.68	106.83 %
Department 30030 Totals	(85,209)	(85,209)	(50,743.77)	0.00	(34,465.23)	59.55 %
30040-278th Judicial District Court						
Intergovernmental Revenues						
101.42410.30040-Intergovernmental Funds-Loca	(56,347)	(56,347)	(26,838.65)	0.00	(29,508.35)	47.63 %
Total Intergovernmental Revenues	(56,347)	(56,347)	(26,838.65)	0.00	(29,508.35)	47.63 %
Fees of Office/Charges for Service						
101.43010.30040-Fees of Office/Charges for S	(1,000)	(1,000)	(526.72)	0.00	(473.28)	52.67 %
Total Fees of Office/Charges for Service	(1,000)	(1,000)	(526.72)	0.00	(473.28)	52.67 %
Courts Costs						
101.47020.30040-Court Costs	(2,500)	(2,500)	(1,208.25)	0.00	(1,291.75)	48.33 %



Walker County Budget vs Actual Report
As of the Month Ended 5/31/2024
For the Fiscal Year Ending September 30, 2024
Transactions Posted as of 4:08 PM

Page 5 of 24
6/25/2024
4:08 PM

Account	Original Budget	Revised Budget	Actual	Encumbrances	Variance	Pct to Date
101.47030.30040-Court Costs - Attorney Fees	(9,000)	(9,000)	(11,194.31)	0.00	2,194.31	124.38 %
101.47040.30040-TimePmt10%-Court Improvement	0	0	(318.73)	0.00	318.73	0.00 %
Total Courts Costs	(11,500)	(11,500)	(12,721.29)	0.00	1,221.29	110.62 %
Department 30040 Totals	(68,847)	(68,847)	(40,086.66)	0.00	(28,760.34)	58.23 %
30050-Courts-Pretrial Bond Supervision						
Fees of Office/Charges for Service						
101.43010.30050-Fees of Office/Charges for S	(600)	(600)	(473.00)	0.00	(127.00)	78.83 %
Total Fees of Office/Charges for Service	(600)	(600)	(473.00)	0.00	(127.00)	78.83 %
Department 30050 Totals	(600)	(600)	(473.00)	0.00	(127.00)	78.83 %
31010-District Clerk						
Fees of Office/Charges for Service						
101.43010.31010-Fees of Office/Charges for S	(97,000)	(97,000)	(64,646.80)	0.00	(32,353.20)	66.65 %
101.43599.31010-Cash Short and Over	0	0	(1,032.00)	0.00	1,032.00	0.00 %
Total Fees of Office/Charges for Service	(97,000)	(97,000)	(65,678.80)	0.00	(31,321.20)	67.71 %
Courts Costs						
101.47040.31010-TimePmt10%-Court Improvement	0	0	(39.46)	0.00	39.46	0.00 %
Total Courts Costs	0	0	(39.46)	0.00	39.46	-∞
Department 31010 Totals	(97,000)	(97,000)	(65,718.26)	0.00	(31,281.74)	67.75 %
32010-Criminal District Attorney						
Intergovernmental Revenues						
101.42010.32010-State Funds	0	(18,030)	(4,507.60)	0.00	(13,522.40)	25.00 %
101.42020.32010-State Longevity Pay	(6,155)	(6,155)	(6,915.00)	0.00	760.00	112.35 %
Total Intergovernmental Revenues	(6,155)	(24,185)	(11,422.60)	0.00	(12,762.40)	47.23 %
Fees of Office/Charges for Service						
101.43040.32010-CDA Prosecutor Local Court C	(2,800)	(2,800)	(1,259.01)	0.00	(1,540.99)	44.96 %
Total Fees of Office/Charges for Service	(2,800)	(2,800)	(1,259.01)	0.00	(1,540.99)	44.96 %
Department 32010 Totals	(8,955)	(26,985)	(12,681.61)	0.00	(14,303.39)	47.00 %
33010-Justice of Peace Precinct 1						
Fees of Office/Charges for Service						
101.43010.33010-Fees of Office/Charges for S	(35,000)	(35,000)	(30,374.60)	0.00	(4,625.40)	86.78 %
Total Fees of Office/Charges for Service	(35,000)	(35,000)	(30,374.60)	0.00	(4,625.40)	86.78 %
Courts Costs						
101.47040.33010-TimePmt10%-Court Improvement	0	0	(1,579.70)	0.00	1,579.70	0.00 %
Total Courts Costs	0	0	(1,579.70)	0.00	1,579.70	-∞
Department 33010 Totals	(35,000)	(35,000)	(31,954.30)	0.00	(3,045.70)	91.30 %
33020-Justice of Peace Precinct 2						
Fees of Office/Charges for Service						
101.43010.33020-Fees of Office/Charges for S	(15,000)	(15,000)	(14,472.42)	0.00	(527.58)	96.48 %
Total Fees of Office/Charges for Service	(15,000)	(15,000)	(14,472.42)	0.00	(527.58)	96.48 %
Courts Costs						
101.47040.33020-TimePmt10%-Court Improvement	0	0	(267.20)	0.00	267.20	0.00 %
Total Courts Costs	0	0	(267.20)	0.00	267.20	-∞
Department 33020 Totals	(15,000)	(15,000)	(14,739.62)	0.00	(260.38)	98.26 %



Walker County Budget vs Actual Report
As of the Month Ended 5/31/2024
For the Fiscal Year Ending September 30, 2024
Transactions Posted as of 4:08 PM

Page 6 of 24
6/25/2024
4:08 PM

Account	Original Budget	Revised Budget	Actual	Encumbrances	Variance	Pct to Date
33030-Justice of Peace Precinct 3						
Fees of Office/Charges for Service						
101.43010.33030-Fees of Office/Charges for S	(15,000)	(15,000)	(10,672.89)	0.00	(4,327.11)	71.15 %
Total Fees of Office/Charges for Service	(15,000)	(15,000)	(10,672.89)	0.00	(4,327.11)	71.15 %
Courts Costs						
101.47040.33030-TimePmt10%-Court Improvement	0	0	(348.78)	0.00	348.78	0.00 %
Total Courts Costs	0	0	(348.78)	0.00	348.78	-∞
Department 33030 Totals	(15,000)	(15,000)	(11,021.67)	0.00	(3,978.33)	73.48 %
33040-Justice of Peace Precinct 4						
Fees of Office/Charges for Service						
101.43010.33040-Fees of Office/Charges for S	(60,000)	(60,000)	(44,640.23)	0.00	(15,359.77)	74.40 %
Total Fees of Office/Charges for Service	(60,000)	(60,000)	(44,640.23)	0.00	(15,359.77)	74.40 %
Courts Costs						
101.47040.33040-TimePmt10%-Court Improvement	0	0	(1,132.00)	0.00	1,132.00	0.00 %
Total Courts Costs	0	0	(1,132.00)	0.00	1,132.00	-∞
Department 33040 Totals	(60,000)	(60,000)	(45,772.23)	0.00	(14,227.77)	76.29 %
36010-Juvenile Probation Support - General Fund						
Fees of Office/Charges for Service						
101.43750.36010-Probation Fees - General Fun	(5,000)	(5,000)	(2,497.00)	0.00	(2,503.00)	49.94 %
Total Fees of Office/Charges for Service	(5,000)	(5,000)	(2,497.00)	0.00	(2,503.00)	49.94 %
Department 36010 Totals	(5,000)	(5,000)	(2,497.00)	0.00	(2,503.00)	49.94 %
41010-Sheriff						
Intergovernment Revenues-Federal						
101.42360.41010-Grants-Homeland Security-Fed	0	(59,589)	(40,925.61)	0.00	(18,663.39)	68.68 %
101.42622.41010-Federal Funds - HIDTA	0	0	(8,306.70)	0.00	8,306.70	0.00 %
Total Intergovernment Revenues-Federal	0	(59,589)	(49,232.31)	0.00	(10,356.69)	82.62 %
Fees of Office/Charges for Service						
101.43010.41010-Fees of Office/Charges for S	(10,000)	(10,000)	(7,335.75)	0.00	(2,664.25)	73.36 %
101.43050.41010-Copies	0	0	(201.00)	0.00	201.00	0.00 %
101.43740.41010-Bond Fees-General Fund	(2,400)	(2,400)	(1,645.50)	0.00	(754.50)	68.56 %
Total Fees of Office/Charges for Service	(12,400)	(12,400)	(9,182.25)	0.00	(3,217.75)	74.05 %
Other Revenue						
101.48200.41010-Insurance Refunds/Credits	0	(7,598)	(7,598.81)	0.00	0.81	100.01 %
Total Other Revenue	0	(7,598)	(7,598.81)	0.00	0.81	100.01 %
Department 41010 Totals	(12,400)	(79,587)	(66,013.37)	0.00	(13,573.63)	82.94 %
41030-Sheriff Estray						
Fees of Office/Charges for Service						
101.43010.41030-Fees of Office/Charges for S	(2,830)	(2,830)	(2,516.58)	0.00	(313.42)	88.93 %
Total Fees of Office/Charges for Service	(2,830)	(2,830)	(2,516.58)	0.00	(313.42)	88.93 %
Department 41030 Totals	(2,830)	(2,830)	(2,516.58)	0.00	(313.42)	88.93 %



Walker County Budget vs Actual Report
As of the Month Ended 5/31/2024
For the Fiscal Year Ending September 30, 2024
Transactions Posted as of 4:08 PM

Page 7 of 24
6/25/2024
4:08 PM

Account	Original Budget	Revised Budget	Actual	Encumbrances	Variance	Pct to Date
44001-Constables Central						
Fees of Office/Charges for Service						
101.43020.44001-Serving Papers	(135,000)	(135,000)	(100,472.13)	0.00	(34,527.87)	74.42 %
Total Fees of Office/Charges for Service	(135,000)	(135,000)	(100,472.13)	0.00	(34,527.87)	74.42 %
Department 44001 Totals	(135,000)	(135,000)	(100,472.13)	0.00	(34,527.87)	74.42 %
44010-Constable Precinct 1						
Fees of Office/Charges for Service						
101.43010.44010-Fees of Office/Charges for S	0	0	(5.00)	0.00	5.00	0.00 %
101.43020.44010-Serving Papers	0	0	(5,900.00)	0.00	5,900.00	0.00 %
Total Fees of Office/Charges for Service	0	0	(5,905.00)	0.00	5,905.00	-∞
Department 44010 Totals	0	0	(5,905.00)	0.00	5,905.00	-∞
44020-Constable Precinct 2						
Fees of Office/Charges for Service						
101.43010.44020-Fees of Office/Charges for S	0	0	(5.00)	0.00	5.00	0.00 %
101.43020.44020-Serving Papers	0	0	(6,700.00)	0.00	6,700.00	0.00 %
Total Fees of Office/Charges for Service	0	0	(6,705.00)	0.00	6,705.00	-∞
Department 44020 Totals	0	0	(6,705.00)	0.00	6,705.00	-∞
44030-Constable Precinct 3						
Fees of Office/Charges for Service						
101.43010.44030-Fees of Office/Charges for S	0	0	(30.00)	0.00	30.00	0.00 %
101.43020.44030-Serving Papers	0	0	(3,100.00)	0.00	3,100.00	0.00 %
Total Fees of Office/Charges for Service	0	0	(3,130.00)	0.00	3,130.00	-∞
Department 44030 Totals	0	0	(3,130.00)	0.00	3,130.00	-∞
44040-Constable Precinct 4						
Fees of Office/Charges for Service						
101.43010.44040-Fees of Office/Charges for S	0	0	(21,242.32)	0.00	21,242.32	0.00 %
101.43020.44040-Serving Papers	0	0	(7,600.00)	0.00	7,600.00	0.00 %
Total Fees of Office/Charges for Service	0	0	(28,842.32)	0.00	28,842.32	-∞
Other Revenue						
101.48160.44040-Grant-NRA	0	0	(3,597.60)	0.00	3,597.60	0.00 %
Total Other Revenue	0	0	(3,597.60)	0.00	3,597.60	-∞
Department 44040 Totals	0	0	(32,439.92)	0.00	32,439.92	-∞
46010-Emergency Operations						
Other Revenue						
101.48200.46010-Insurance Refunds/Credits	0	(1,449)	(1,449.25)	0.00	0.25	100.02 %
Total Other Revenue	0	(1,449)	(1,449.25)	0.00	0.25	100.02 %
Department 46010 Totals	0	(1,449)	(1,449.25)	0.00	0.25	100.02 %
50010-County Jail						
Intergovernmental Revenues						
101.42010.50010-State Funds	0	0	(854.00)	0.00	854.00	0.00 %
Total Intergovernmental Revenues	0	0	(854.00)	0.00	854.00	-∞



Walker County Budget vs Actual Report
As of the Month Ended 5/31/2024
For the Fiscal Year Ending September 30, 2024
Transactions Posted as of 4:08 PM

Page 8 of 24
6/25/2024
4:08 PM

Account	Original Budget	Revised Budget	Actual	Encumbrances	Variance	Pct to Date
Intergovernment Revenues-Federal						
101.42620.50010-Federal Funds	0	0	(13,954.98)	0.00	13,954.98	0.00 %
Total Intergovernment Revenues-Federal	0	0	(13,954.98)	0.00	13,954.98	-∞
Fees of Office/Charges for Service						
101.43010.50010-Fees of Office/Charges for S	0	0	(305.00)	0.00	305.00	0.00 %
101.43060.50010-Coin Phones	(112,000)	(112,000)	(67,093.82)	0.00	(44,906.18)	59.91 %
Total Fees of Office/Charges for Service	(112,000)	(112,000)	(67,398.82)	0.00	(44,601.18)	60.18 %
Department 50010 Totals	(112,000)	(112,000)	(82,207.80)	0.00	(29,792.20)	73.40 %
50020-County Jail Inmate Medical Cost Center						
Fees of Office/Charges for Service						
101.43400.50020-Charges to Hospital District	(69,420)	(69,420)	(46,280.00)	0.00	(23,140.00)	66.67 %
101.43401.50020-WCHD-True Up	0	0	(36,788.94)	0.00	36,788.94	0.00 %
101.43410.50020-In-Clinic Doctor Visits	(15,000)	(15,000)	(6,000.00)	0.00	(9,000.00)	40.00 %
Total Fees of Office/Charges for Service	(84,420)	(84,420)	(89,068.94)	0.00	4,648.94	105.51 %
Department 50020 Totals	(84,420)	(84,420)	(89,068.94)	0.00	4,648.94	105.51 %
50110-Adult Probation Support- General Fund						
Fees of Office/Charges for Service						
101.43010.50110-Fees of Office/Charges for S	0	(13,562)	(25,379.00)	0.00	11,817.00	187.13 %
Total Fees of Office/Charges for Service	0	(13,562)	(25,379.00)	0.00	11,817.00	187.13 %
Department 50110 Totals	0	(13,562)	(25,379.00)	0.00	11,817.00	187.13 %
61020-Planning and Development						
Licenses and Permits						
101.41020.61020-Licenses and Permits	(425,000)	(425,000)	(253,431.95)	0.00	(171,568.05)	59.63 %
101.41030.61020-OSSF Fees	(60,000)	(60,000)	(53,590.00)	0.00	(6,410.00)	89.32 %
Total Licenses and Permits	(485,000)	(485,000)	(307,021.95)	0.00	(177,978.05)	63.30 %
Fees of Office/Charges for Service						
101.43010.61020-Fees of Office/Charges for S	0	0	(115.00)	0.00	115.00	0.00 %
101.43599.61020-Cash Short and Over	0	0	(0.62)	0.00	0.62	0.00 %
Total Fees of Office/Charges for Service	0	0	(115.62)	0.00	115.62	-∞
Department 61020 Totals	(485,000)	(485,000)	(307,137.57)	0.00	(177,862.43)	63.33 %
Fund 101 Totals	(29,927,033)	(30,040,057)	(26,454,798.81)	0.00	(3,585,258.19)	88.07 %
105-General Projects Fund						
11105-Revenues-General Projects Fund						
Intergovernment Revenues-Federal						
105.42710.11105-Disaster Relief Funds	0	0	(79,959.46)	0.00	79,959.46	0.00 %
Total Intergovernment Revenues-Federal	0	0	(79,959.46)	0.00	79,959.46	-∞
Interest Income						
105.48010.11105-Interest	(150,000)	(150,000)	(208,280.71)	0.00	58,280.71	138.85 %
Total Interest Income	(150,000)	(150,000)	(208,280.71)	0.00	58,280.71	138.85 %
Department 11105 Totals	(150,000)	(150,000)	(288,240.17)	0.00	138,240.17	192.16 %
Fund 105 Totals	(150,000)	(150,000)	(288,240.17)	0.00	138,240.17	192.16 %



Walker County Budget vs Actual Report
As of the Month Ended 5/31/2024
For the Fiscal Year Ending September 30, 2024
Transactions Posted as of 4:08 PM

Page 9 of 24
6/25/2024
4:08 PM

Account	Original Budget	Revised Budget	Actual	Encumbrances	Variance	Pct to Date
115-General Capital Projects Fund						
11115-General Capital Projects Revenues						
Interest Income						
115.48010.11115-Interest	0	0	(208,665.03)	0.00	208,665.03	0.00 %
Total Interest Income	0	0	(208,665.03)	0.00	208,665.03	-∞
Department 11115 Totals	0	0	(208,665.03)	0.00	208,665.03	-∞
119-ARP Relief/Recovery Fund						
11119-Revenues-Recovery Fund						
Interest Income						
119.48010.11119-Interest	0	0	(31,773.88)	0.00	31,773.88	0.00 %
Total Interest Income	0	0	(31,773.88)	0.00	31,773.88	-∞
Department 11119 Totals	0	0	(31,773.88)	0.00	31,773.88	-∞
185-Healthy County Initiative Fund						
11185-Revenues-Healthy County Initiative						
Interest Income						
185.48010.11185-Interest	(300)	(300)	(648.37)	0.00	348.37	216.12 %
Total Interest Income	(300)	(300)	(648.37)	0.00	348.37	216.12 %
Other Revenue						
185.48110.11185-Other Revenue	0	0	(1,260.00)	0.00	1,260.00	0.00 %
Total Other Revenue	0	0	(1,260.00)	0.00	1,260.00	-∞
Department 11185 Totals	(300)	(300)	(1,908.37)	0.00	1,608.37	636.12 %
Fund 185 Totals	(300)	(300)	(1,908.37)	0.00	1,608.37	636.12 %
186-StateSheriffGrant						
11186-Revenues-Sheriff SB22 Grant						
Intergovernmental Revenues						
186.42010.11186-State Funds	0	(500,000)	(500,000.00)	0.00	0.00	100.00 %
Total Intergovernmental Revenues	0	(500,000)	(500,000.00)	0.00	0.00	100.00 %
Interest Income						
186.48010.11186-Interest	0	0	(3,136.11)	0.00	3,136.11	0.00 %
Total Interest Income	0	0	(3,136.11)	0.00	3,136.11	-∞
Department 11186 Totals	0	(500,000)	(503,136.11)	0.00	3,136.11	100.63 %
Fund 186 Totals	0	(500,000)	(503,136.11)	0.00	3,136.11	100.63 %
187-StateCDAGrant						
11187-Revenues-CDA SB22 Grant						
Intergovernmental Revenues						
187.42010.11187-State Funds	0	(275,000)	(275,000.00)	0.00	0.00	100.00 %
Total Intergovernmental Revenues	0	(275,000)	(275,000.00)	0.00	0.00	100.00 %
Interest Income						
187.48010.11187-Interest	0	0	(2,599.67)	0.00	2,599.67	0.00 %
Total Interest Income	0	0	(2,599.67)	0.00	2,599.67	-∞
Department 11187 Totals	0	(275,000)	(277,599.67)	0.00	2,599.67	100.95 %
Fund 187 Totals	0	(275,000)	(277,599.67)	0.00	2,599.67	100.95 %



Walker County Budget vs Actual Report
As of the Month Ended 5/31/2024
For the Fiscal Year Ending September 30, 2024
Transactions Posted as of 4:08 PM

Page 10 of 24
6/25/2024
4:08 PM

Account	Original Budget	Revised Budget	Actual	Encumbrances	Variance	Pct to Date
192-Debt Service Fund						
11192-Revenues-Debt Service Fund						
Current Ad Valorem Taxes						
192.40110.11192-Current Ad Valorem Taxes	(1,157,503)	(1,157,503)	(1,309,035.63)	0.00	151,532.63	113.09 %
Total Current Ad Valorem Taxes	(1,157,503)	(1,157,503)	(1,309,035.63)	0.00	151,532.63	113.09 %
Delinquent Ad Valorem Taxes						
192.40120.11192-Delinquent Ad Valorem Taxes	(22,000)	(22,000)	(17,596.97)	0.00	(4,403.03)	79.99 %
Total Delinquent Ad Valorem Taxes	(22,000)	(22,000)	(17,596.97)	0.00	(4,403.03)	79.99 %
Ad Valorem Penalty and Interest						
192.40130.11192-Penalties and Interest-Ad Va	(19,000)	(19,000)	(16,265.20)	0.00	(2,734.80)	85.61 %
Total Ad Valorem Penalty and Interest	(19,000)	(19,000)	(16,265.20)	0.00	(2,734.80)	85.61 %
Interest Income						
192.48010.11192-Interest	(20,000)	(20,000)	(30,763.58)	0.00	10,763.58	153.82 %
Total Interest Income	(20,000)	(20,000)	(30,763.58)	0.00	10,763.58	153.82 %
Department 11192 Totals	(1,218,503)	(1,218,503)	(1,373,661.38)	0.00	155,158.38	112.73 %
Fund 192 Totals	(1,218,503)	(1,218,503)	(1,373,661.38)	0.00	155,158.38	112.73 %
220-Road and Bridge Fund						
11220-Revenues-Road and Bridge Fund						
Current Ad Valorem Taxes						
220.40110.11220-Current Ad Valorem Taxes	(4,782,929)	(4,782,929)	(4,615,482.75)	0.00	(167,446.25)	96.50 %
Total Current Ad Valorem Taxes	(4,782,929)	(4,782,929)	(4,615,482.75)	0.00	(167,446.25)	96.50 %
Intergovernmental Revenues						
220.42010.11220-State Funds	(99,300)	(99,300)	(100,127.08)	0.00	827.08	100.83 %
Total Intergovernmental Revenues	(99,300)	(99,300)	(100,127.08)	0.00	827.08	100.83 %
Intergovernment Revenues-Federal						
220.42630.11220-US Forest Service	(120,000)	(120,000)	(7,403.26)	0.00	(112,596.74)	6.17 %
Total Intergovernment Revenues-Federal	(120,000)	(120,000)	(7,403.26)	0.00	(112,596.74)	6.17 %
Road and Bridge Fees						
220.44510.11220-Road and Bridge Fees	(530,250)	(530,250)	(337,260.00)	0.00	(192,990.00)	63.60 %
Total Road and Bridge Fees	(530,250)	(530,250)	(337,260.00)	0.00	(192,990.00)	63.60 %
License Fee Registration						
220.44610.11220-License Fee Registration	(360,000)	(360,000)	(359,990.00)	0.00	(10.00)	100.00 %
Total License Fee Registration	(360,000)	(360,000)	(359,990.00)	0.00	(10.00)	100.00 %
Fines and Forfeitures						
220.47601.11220-JP #1 Fines	(90,000)	(90,000)	(72,410.87)	0.00	(17,589.13)	80.46 %
220.47602.11220-JP #2 Fines	(30,000)	(30,000)	(26,199.71)	0.00	(3,800.29)	87.33 %
220.47603.11220-JP #3 Fines	(31,000)	(31,000)	(21,895.94)	0.00	(9,104.06)	70.63 %
220.47604.11220-JP #4 Fines	(75,000)	(75,000)	(52,945.95)	0.00	(22,054.05)	70.59 %
220.47606.11220-License and Weight Fines	(150,000)	(150,000)	(105,630.40)	0.00	(44,369.60)	70.42 %
220.47610.11220-County Court at Law Fines	(75,000)	(75,000)	(37,021.18)	0.00	(37,978.82)	49.36 %
220.47622.11220-District Courts Fines	(75,000)	(75,000)	(69,845.75)	0.00	(5,154.25)	93.13 %
Total Fines and Forfeitures	(526,000)	(526,000)	(385,949.80)	0.00	(140,050.20)	73.37 %
Interest Income						
220.48010.11220-Interest	(117,000)	(117,000)	(160,039.67)	0.00	43,039.67	136.79 %
Total Interest Income	(117,000)	(117,000)	(160,039.67)	0.00	43,039.67	136.79 %



Walker County Budget vs Actual Report
As of the Month Ended 5/31/2024
For the Fiscal Year Ending September 30, 2024
Transactions Posted as of 4:08 PM

Page 11 of 24
6/25/2024
4:08 PM

Account	Original Budget	Revised Budget	Actual	Encumbrances	Variance	Pct to Date
Tranfers In						
220.49901.11220-Transfer from General Fund	(600,000)	(600,000)	(300,000.00)	0.00	(300,000.00)	50.00 %
Total Tranfers In	(600,000)	(600,000)	(300,000.00)	0.00	(300,000.00)	50.00 %
Department 11220 Totals	(7,135,479)	(7,135,479)	(6,266,252.56)	0.00	(869,226.44)	87.82 %
82200-Road and Bridge General						
Intergovernmental Revenues						
220.42350.82200-HGAC Grants - State Funds	0	(32,000)	(2,173.78)	0.00	(29,826.22)	6.79 %
Total Intergovernmental Revenues	0	(32,000)	(2,173.78)	0.00	(29,826.22)	6.79 %
Department 82200 Totals	0	(32,000)	(2,173.78)	0.00	(29,826.22)	6.79 %
82210-Road and Bridge Precinct 1						
Other Revenue						
220.48110.82210-Other Revenue	0	(417)	(417.25)	0.00	0.25	100.06 %
Total Other Revenue	0	(417)	(417.25)	0.00	0.25	100.06 %
Department 82210 Totals	0	(417)	(417.25)	0.00	0.25	100.06 %
82230-Road and Bridge Precinct 3						
Other Revenue						
220.48110.82230-Other Revenue	0	(8,502)	(8,502.25)	0.00	0.25	100.00 %
220.48200.82230-Insurance Refunds/Credits	0	(11,864)	(5,932.42)	0.00	(5,931.58)	50.00 %
Total Other Revenue	0	(20,366)	(14,434.67)	0.00	(5,931.33)	70.88 %
Department 82230 Totals	0	(20,366)	(14,434.67)	0.00	(5,931.33)	70.88 %
82240-Road and Bridge Precinct 4						
Intergovernment Revenues-Federal						
220.42620.82240-Federal Funds	0	(134,750)	(134,750.00)	0.00	0.00	100.00 %
Total Intergovernment Revenues-Federal	0	(134,750)	(134,750.00)	0.00	0.00	100.00 %
Department 82240 Totals	0	(134,750)	(134,750.00)	0.00	0.00	100.00 %
Fund 220 Totals	(7,135,479)	(7,323,012)	(6,418,028.26)	0.00	(904,983.74)	87.64 %
301-Walker County Emergency Medical Services (EMS) Fund						
11301-Revenues-Walker County EMS Fund						
Current Ad Valorem Taxes						
301.40110.11301-Current Ad Valorem Taxes	(1,995,269)	(1,995,269)	(1,925,416.36)	0.00	(69,852.64)	96.50 %
Total Current Ad Valorem Taxes	(1,995,269)	(1,995,269)	(1,925,416.36)	0.00	(69,852.64)	96.50 %
Intergovernmental Revenues						
301.42010.11301-State Funds	0	0	(14,453.00)	0.00	14,453.00	0.00 %
Total Intergovernmental Revenues	0	0	(14,453.00)	0.00	14,453.00	-∞
Fees of Office/Charges for Service						
301.43010.11301-Fees of Office/Charges for S	(1,000)	(1,000)	(2,286.50)	0.00	1,286.50	228.65 %
Total Fees of Office/Charges for Service	(1,000)	(1,000)	(2,286.50)	0.00	1,286.50	228.65 %
Ambulance Fees						
301.43800.11301-Ambulance Emergency Fees	(2,900,000)	(2,900,000)	(2,516,779.95)	0.00	(383,220.05)	86.79 %
301.43804.11301-Emergicon Billed Writeoff fr	0	0	(13,044.82)	0.00	13,044.82	0.00 %



Walker County Budget vs Actual Report
As of the Month Ended 5/31/2024
For the Fiscal Year Ending September 30, 2024
Transactions Posted as of 4:08 PM

Page 12 of 24
6/25/2024
4:08 PM

Account	Original Budget	Revised Budget	Actual	Encumbrances	Variance	Pct to Date
301.43997.11301-WriteOffs Collected	(10,000)	(10,000)	(2,748.97)	0.00	(7,251.03)	27.49 %
Total Ambulance Fees	(2,910,000)	(2,910,000)	(2,532,573.74)	0.00	(377,426.26)	87.03 %
Interest Income						
301.48010.11301-Interest	(60,000)	(60,000)	(114,970.69)	0.00	54,970.69	191.62 %
Total Interest Income	(60,000)	(60,000)	(114,970.69)	0.00	54,970.69	191.62 %
Other Revenue						
301.48200.11301-Insurance Refunds/Credits	0	(36,206)	(36,206.28)	0.00	0.28	100.00 %
Total Other Revenue	0	(36,206)	(36,206.28)	0.00	0.28	100.00 %
Department 11301 Totals	(4,966,269)	(5,002,475)	(4,625,906.57)	0.00	(376,568.43)	92.47 %
Fund 301 Totals	(4,966,269)	(5,002,475)	(4,625,906.57)	0.00	(376,568.43)	92.47 %
473-AutoTheft Task Force						
42080-AutoTheft Task Force						
Intergovernmental Revenues						
473.42010.42080-State Funds	(101,868)	(101,868)	(61,695.51)	0.00	(40,172.49)	60.56 %
Total Intergovernmental Revenues	(101,868)	(101,868)	(61,695.51)	0.00	(40,172.49)	60.56 %
Department 42080 Totals	(101,868)	(101,868)	(61,695.51)	0.00	(40,172.49)	60.56 %
474-District Attorney Victim Assistance Coord						
32091-District Attorney Victim Assistance Coord						
Intergovernment Revenues-Federal						
474.42619.32091-Federal Funds Passed thru th	(79,411)	(79,411)	(36,070.07)	0.00	(43,340.93)	45.42 %
Total Intergovernment Revenues-Federal	(79,411)	(79,411)	(36,070.07)	0.00	(43,340.93)	45.42 %
Department 32091 Totals	(79,411)	(79,411)	(36,070.07)	0.00	(43,340.93)	45.42 %
481-Grant-Jag						
48860-JAG Grant - 2023						
Intergovernment Revenues-Federal						
481.42620.48860-Federal Funds	(8,102)	(8,102)	0.00	0.00	(8,102.00)	0.00 %
Total Intergovernment Revenues-Federal	(8,102)	(8,102)	0.00	0.00	(8,102.00)	0.00 %
Department 48860 Totals	(8,102)	(8,102)	0.00	0.00	(8,102.00)	0.00 %
488-CDBG Grants						
62010-CDBG-GLO-Harvey						
Intergovernment Revenues-Federal						
488.42230.62010-Grant Revenue-Federal thru S	0	0	(121,691.30)	0.00	121,691.30	0.00 %
Total Intergovernment Revenues-Federal	0	0	(121,691.30)	0.00	121,691.30	-∞
Department 62010 Totals	0	0	(121,691.30)	0.00	121,691.30	-∞
511-County Records Management and Preservation Fund						
11511-Revenues-County Records Management and Preservation Fund						
Fees of Office/Charges for Service						
511.43010.11511-Fees of Office/Charges for S	0	0	(1,677.70)	0.00	1,677.70	0.00 %
Total Fees of Office/Charges for Service	0	0	(1,677.70)	0.00	1,677.70	-∞
Department 11511 Totals	0	0	(1,677.70)	0.00	1,677.70	-∞



Walker County Budget vs Actual Report
As of the Month Ended 5/31/2024
For the Fiscal Year Ending September 30, 2024
Transactions Posted as of 4:08 PM

Page 13 of 24
6/25/2024
4:08 PM

Account	Original Budget	Revised Budget	Actual	Encumbrances	Variance	Pct to Date
512-County Records Preservation II Fund						
11512-Revenues-County Records Preservation II Fund						
Fees of Office/Charges for Service						
512.43010.11512-Fees of Office/Charges for S	0	0	(289.49)	0.00	289.49	0.00 %
Total Fees of Office/Charges for Service	0	0	(289.49)	0.00	289.49	-∞
Interest Income						
512.48010.11512-Interest	0	0	(2,345.56)	0.00	2,345.56	0.00 %
Total Interest Income	0	0	(2,345.56)	0.00	2,345.56	-∞
Department 11512 Totals	0	0	(2,635.05)	0.00	2,635.05	-∞
Fund 512 Totals	0	0	(2,635.05)	0.00	2,635.05	-∞
515-County Clerk Records Management and Preservation Fund						
11515-Revenues-County Clerk Records Managment and Preservation Fun						
Fees of Office/Charges for Service						
515.43010.11515-Fees of Office/Charges for S	(105,000)	(105,000)	(71,708.53)	0.00	(33,291.47)	68.29 %
Total Fees of Office/Charges for Service	(105,000)	(105,000)	(71,708.53)	0.00	(33,291.47)	68.29 %
Interest Income						
515.48010.11515-Interest	(5,000)	(5,000)	(12,263.54)	0.00	7,263.54	245.27 %
Total Interest Income	(5,000)	(5,000)	(12,263.54)	0.00	7,263.54	245.27 %
Department 11515 Totals	(110,000)	(110,000)	(83,972.07)	0.00	(26,027.93)	76.34 %
Fund 515 Totals	(110,000)	(110,000)	(83,972.07)	0.00	(26,027.93)	76.34 %
516-County Clerk Records Archive Fund						
11516-Revenues-County Clerk Records Archive Fund						
Fees of Office/Charges for Service						
516.43010.11516-Fees of Office/Charges for S	(85,000)	(85,000)	(59,540.00)	0.00	(25,460.00)	70.05 %
Total Fees of Office/Charges for Service	(85,000)	(85,000)	(59,540.00)	0.00	(25,460.00)	70.05 %
Interest Income						
516.48010.11516-Interest	(2,000)	(2,000)	(10,017.45)	0.00	8,017.45	500.87 %
Total Interest Income	(2,000)	(2,000)	(10,017.45)	0.00	8,017.45	500.87 %
Department 11516 Totals	(87,000)	(87,000)	(69,557.45)	0.00	(17,442.55)	79.95 %
Fund 516 Totals	(87,000)	(87,000)	(69,557.45)	0.00	(17,442.55)	79.95 %
517-Court Facilities Fund-SB41						
11517-Revenues-Court Facilities Fund-SB41						
Fees of Office/Charges for Service						
517.43010.11517-Fees of Office/Charges for S	(18,000)	(18,000)	0.00	0.00	(18,000.00)	0.00 %
Total Fees of Office/Charges for Service	(18,000)	(18,000)	0.00	0.00	(18,000.00)	0.00 %
Interest Income						
517.48010.11517-Interest	0	0	(1,072.77)	0.00	1,072.77	0.00 %
Total Interest Income	0	0	(1,072.77)	0.00	1,072.77	-∞
Department 11517 Totals	(18,000)	(18,000)	(1,072.77)	0.00	(16,927.23)	5.96 %
15050-County Clerk						
Fees of Office/Charges for Service						
517.43010.15050-Fees of Office/Charges for S	0	0	(6,360.00)	0.00	6,360.00	0.00 %
Total Fees of Office/Charges for Service	0	0	(6,360.00)	0.00	6,360.00	-∞
Department 15050 Totals	0	35	(6,360.00)	0.00	6,360.00	-∞



Walker County Budget vs Actual Report
As of the Month Ended 5/31/2024
For the Fiscal Year Ending September 30, 2024
Transactions Posted as of 4:08 PM

Page 14 of 24
6/25/2024
4:08 PM

Account	Original Budget	Revised Budget	Actual	Encumbrances	Variance	Pct to Date
31010-District Clerk						
Fees of Office/Charges for Service						
517.43010.31010-Fees of Office/Charges for S	0	0	(9,559.06)	0.00	9,559.06	0.00 %
Total Fees of Office/Charges for Service	0	0	(9,559.06)	0.00	9,559.06	-∞
Department 31010 Totals	0	0	(9,559.06)	0.00	9,559.06	-∞
Fund 517 Totals	(18,000)	(18,000)	(16,991.83)	0.00	(1,008.17)	94.40 %
518-District Clerk Records Management and Preservation Fund						
11518-Revenues-District Clerk Records Management and Preservation						
Fees of Office/Charges for Service						
518.43010.11518-Fees of Office/Charges for S	(20,000)	(20,000)	(17,664.74)	0.00	(2,335.26)	88.32 %
Total Fees of Office/Charges for Service	(20,000)	(20,000)	(17,664.74)	0.00	(2,335.26)	88.32 %
Interest Income						
518.48010.11518-Interest	(100)	(100)	(1,644.07)	0.00	1,544.07	1644.07 %
Total Interest Income	(100)	(100)	(1,644.07)	0.00	1,544.07	1644.07 %
Department 11518 Totals	(20,100)	(20,100)	(19,308.81)	0.00	(791.19)	96.06 %
Fund 518 Totals	(20,100)	(20,100)	(19,308.81)	0.00	(791.19)	96.06 %
519-District Clerk Rider Fund						
11519-Revenues-District Clerk Rider Fund						
Intergovernmental Revenues						
519.42010.11519-State Funds	(84,000)	(84,000)	(56,000.00)	0.00	(28,000.00)	66.67 %
Total Intergovernmental Revenues	(84,000)	(84,000)	(56,000.00)	0.00	(28,000.00)	66.67 %
Interest Income						
519.48010.11519-Interest	(600)	(600)	(1,530.02)	0.00	930.02	255.00 %
Total Interest Income	(600)	(600)	(1,530.02)	0.00	930.02	255.00 %
Department 11519 Totals	(84,600)	(84,600)	(57,530.02)	0.00	(27,069.98)	68.00 %
Fund 519 Totals	(84,600)	(84,600)	(57,530.02)	0.00	(27,069.98)	68.00 %
520-District Clerk Archive Fund						
11520-District Clerk Archive						
Fees of Office/Charges for Service						
520.43010.11520-Fees of Office/Charges for S	0	0	(143.69)	0.00	143.69	0.00 %
Total Fees of Office/Charges for Service	0	0	(143.69)	0.00	143.69	-∞
Department 11520 Totals	0	0	(143.69)	0.00	143.69	-∞
523-County Jury Fee Fund						
11523-Revenues-County Jury Fee Fund						
Fees of Office/Charges for Service						
523.43010.11523-Fees of Office/Charges for S	0	0	(304.82)	0.00	304.82	0.00 %
523.43720.11523-Jury Fee	0	0	(288.55)	0.00	288.55	0.00 %
Total Fees of Office/Charges for Service	0	0	(593.37)	0.00	593.37	-∞
Department 11523 Totals	0	0	(593.37)	0.00	593.37	-∞
Fund 523 Totals	0	0	(593.37)	0.00	593.37	-∞



Walker County Budget vs Actual Report
As of the Month Ended 5/31/2024
For the Fiscal Year Ending September 30, 2024
Transactions Posted as of 4:08 PM

Page 15 of 24
6/25/2024
4:08 PM

Account	Original Budget	Revised Budget	Actual	Encumbrances	Variance	Pct to Date
524-County Jury Fund-SB41						
11524-Revenues-County Jury Fund-SB41						
Fees of Office/Charges for Service						
524.43010.11524-Fees of Office/Charges for S	(10,000)	(10,000)	(1,420.00)	0.00	(8,580.00)	14.20 %
Total Fees of Office/Charges for Service	(10,000)	(10,000)	(1,420.00)	0.00	(8,580.00)	14.20 %
Interest Income						
524.48010.11524-Interest	0	0	(178.79)	0.00	178.79	0.00 %
Total Interest Income	0	0	(178.79)	0.00	178.79	-∞
Department 11524 Totals	(10,000)	(10,000)	(1,598.79)	0.00	(8,401.21)	15.99 %
15050-County Clerk						
Fees of Office/Charges for Service						
524.43010.15050-Fees of Office/Charges for S	0	0	(1,780.00)	0.00	1,780.00	0.00 %
Total Fees of Office/Charges for Service	0	0	(1,780.00)	0.00	1,780.00	-∞
Department 15050 Totals	0	0	(1,780.00)	0.00	1,780.00	-∞
31010-District Clerk						
Fees of Office/Charges for Service						
524.43010.31010-Fees of Office/Charges for S	0	0	(4,779.50)	0.00	4,779.50	0.00 %
Total Fees of Office/Charges for Service	0	0	(4,779.50)	0.00	4,779.50	-∞
Department 31010 Totals	0	0	(4,779.50)	0.00	4,779.50	-∞
Fund 524 Totals	(10,000)	(10,000)	(8,158.29)	0.00	(1,841.71)	81.58 %
525-Court Reporter Service Fund						
11525-Revenues-Court Reporter Service Fund						
Fees of Office/Charges for Service						
525.43010.11525-Fees of Office/Charges for S	0	0	(193.56)	0.00	193.56	0.00 %
525.43730.11525-Court Reporter Fee	(17,600)	(17,600)	(19,918.31)	0.00	2,318.31	113.17 %
Total Fees of Office/Charges for Service	(17,600)	(17,600)	(20,111.87)	0.00	2,511.87	114.27 %
Interest Income						
525.48010.11525-Interest	0	0	(357.58)	0.00	357.58	0.00 %
Total Interest Income	0	0	(357.58)	0.00	357.58	-∞
Department 11525 Totals	(17,600)	(17,600)	(20,469.45)	0.00	2,869.45	116.30 %
Fund 525 Totals	(17,600)	(17,600)	(20,469.45)	0.00	2,869.45	116.30 %
526-County Law Library Fund						
11526-Revenues-County Law Library Fund						
Fees of Office/Charges for Service						
526.43010.11526-Fees of Office/Charges for S	(33,000)	(33,000)	(27,904.14)	0.00	(5,095.86)	84.56 %
Total Fees of Office/Charges for Service	(33,000)	(33,000)	(27,904.14)	0.00	(5,095.86)	84.56 %
Interest Income						
526.48010.11526-Interest	0	0	(997.97)	0.00	997.97	0.00 %
Total Interest Income	0	0	(997.97)	0.00	997.97	-∞
Department 11526 Totals	(33,000)	(33,000)	(28,902.11)	0.00	(4,097.89)	87.58 %
Fund 526 Totals	(33,000)	(33,000)	(28,902.11)	0.00	(4,097.89)	87.58 %



Walker County Budget vs Actual Report
As of the Month Ended 5/31/2024
For the Fiscal Year Ending September 30, 2024
Transactions Posted as of 4:08 PM

Page 16 of 24
6/25/2024
4:08 PM

Account	Original Budget	Revised Budget	Actual	Encumbrances	Variance	Pct to Date
527-Language Access Fund-SB41						
11527-Revenues-Language Access Fund-SB41						
Fees of Office/Charges for Service						
527.43010.11527-Fees of Office/Charges for S	(5,000)	(5,000)	0.00	0.00	(5,000.00)	0.00 %
Total Fees of Office/Charges for Service	(5,000)	(5,000)	0.00	0.00	(5,000.00)	0.00 %
Department 11527 Totals	(5,000)	(5,000)	0.00	0.00	(5,000.00)	0.00 %
15050-County Clerk						
Fees of Office/Charges for Service						
527.43010.15050-Fees of Office/Charges for S	0	0	(954.00)	0.00	954.00	0.00 %
Total Fees of Office/Charges for Service	0	0	(954.00)	0.00	954.00	-∞
Department 15050 Totals	0	0	(954.00)	0.00	954.00	-∞
31010-District Clerk						
Fees of Office/Charges for Service						
527.43010.31010-Fees of Office/Charges for S	0	0	(1,433.86)	0.00	1,433.86	0.00 %
Total Fees of Office/Charges for Service	0	0	(1,433.86)	0.00	1,433.86	-∞
Department 31010 Totals	0	0	(1,433.86)	0.00	1,433.86	-∞
33010-Justice of Peace Precinct 1						
Fees of Office/Charges for Service						
527.43010.33010-Fees of Office/Charges for S	0	0	(996.00)	0.00	996.00	0.00 %
Total Fees of Office/Charges for Service	0	0	(996.00)	0.00	996.00	-∞
Department 33010 Totals	0	0	(996.00)	0.00	996.00	-∞
33020-Justice of Peace Precinct 2						
Fees of Office/Charges for Service						
527.43010.33020-Fees of Office/Charges for S	0	0	(555.00)	0.00	555.00	0.00 %
Total Fees of Office/Charges for Service	0	0	(555.00)	0.00	555.00	-∞
Department 33020 Totals	0	0	(555.00)	0.00	555.00	-∞
33030-Justice of Peace Precinct 3						
Fees of Office/Charges for Service						
527.43010.33030-Fees of Office/Charges for S	0	0	(606.00)	0.00	606.00	0.00 %
Total Fees of Office/Charges for Service	0	0	(606.00)	0.00	606.00	-∞
Department 33030 Totals	0	0	(606.00)	0.00	606.00	-∞
33040-Justice of Peace Precinct 4						
Fees of Office/Charges for Service						
527.43010.33040-Fees of Office/Charges for S	0	0	(1,116.00)	0.00	1,116.00	0.00 %
Total Fees of Office/Charges for Service	0	0	(1,116.00)	0.00	1,116.00	-∞
Department 33040 Totals	0	0	(1,116.00)	0.00	1,116.00	-∞
Fund 527 Totals	(5,000)	(5,000)	(5,660.86)	0.00	660.86	113.22 %
536-Courthouse Security Fund						
11536-Revenues-Courthouse Security Fund						
Fees of Office/Charges for Service						
536.43010.11536-Fees of Office/Charges for S	(39,000)	(39,000)	(27,536.83)	0.00	(11,463.17)	70.61 %
Total Fees of Office/Charges for Service	(39,000)	(39,000)	(27,536.83)	0.00	(11,463.17)	70.61 %



Walker County Budget vs Actual Report
As of the Month Ended 5/31/2024
For the Fiscal Year Ending September 30, 2024
Transactions Posted as of 4:08 PM

Page 17 of 24
6/25/2024
4:08 PM

Account	Original Budget	Revised Budget	Actual	Encumbrances	Variance	Pct to Date
Tranfers In						
536.49901.11536-Transfer from General Fund	(44,741)	(44,741)	(44,741.00)	0.00	0.00	100.00 %
Total Tranfers In	(44,741)	(44,741)	(44,741.00)	0.00	0.00	100.00 %
Department 11536 Totals	(83,741)	(83,741)	(72,277.83)	0.00	(11,463.17)	86.31 %
Fund 536 Totals	(83,741)	(83,741)	(72,277.83)	0.00	(11,463.17)	86.31 %
537-Justice Courts Building Security Fund						
11537-Revenues-Justice Courts Building Security Fund						
Fees of Office/Charges for Service						
537.43010.11537-Fees of Office/Charges for S	(3,200)	(3,200)	(2,534.21)	0.00	(665.79)	79.19 %
Total Fees of Office/Charges for Service	(3,200)	(3,200)	(2,534.21)	0.00	(665.79)	79.19 %
Interest Income						
537.48010.11537-Interest	(500)	(500)	(1,743.99)	0.00	1,243.99	348.80 %
Total Interest Income	(500)	(500)	(1,743.99)	0.00	1,243.99	348.80 %
Department 11537 Totals	(3,700)	(3,700)	(4,278.20)	0.00	578.20	115.63 %
Fund 537 Totals	(3,700)	(3,700)	(4,278.20)	0.00	578.20	115.63 %
538-JP TruancyPrev and Diversion Fund						
11538-JP Truancy Prevention and Diversion						
Fees of Office/Charges for Service						
538.43010.11538-Fees of Office/Charges for S	(11,000)	(11,000)	(9,644.75)	0.00	(1,355.25)	87.68 %
Total Fees of Office/Charges for Service	(11,000)	(11,000)	(9,644.75)	0.00	(1,355.25)	87.68 %
Interest Income						
538.48010.11538-Interest	0	0	(150.81)	0.00	150.81	0.00 %
Total Interest Income	0	0	(150.81)	0.00	150.81	-∞
Department 11538 Totals	(11,000)	(11,000)	(9,795.56)	0.00	(1,204.44)	89.05 %
Fund 538 Totals	(11,000)	(11,000)	(9,795.56)	0.00	(1,204.44)	89.05 %
539-County Specialty Court Programs						
11539-County Specialty Court Programs						
Fees of Office/Charges for Service						
539.43030.11539-County Specialty Court Progr	(5,500)	(5,500)	(3,734.83)	0.00	(1,765.17)	67.91 %
Total Fees of Office/Charges for Service	(5,500)	(5,500)	(3,734.83)	0.00	(1,765.17)	67.91 %
Interest Income						
539.48010.11539-Interest	0	0	(120.89)	0.00	120.89	0.00 %
Total Interest Income	0	0	(120.89)	0.00	120.89	-∞
Department 11539 Totals	(5,500)	(5,500)	(3,855.72)	0.00	(1,644.28)	70.10 %
Fund 539 Totals	(5,500)	(5,500)	(3,855.72)	0.00	(1,644.28)	70.10 %
550-Justice Courts Technology Fund						
11550-Revenues-Justice Courts Technology Fund						
Fees of Office/Charges for Service						
550.43010.11550-Fees of Office/Charges for S	(11,400)	(11,400)	(8,435.80)	0.00	(2,964.20)	74.00 %
Total Fees of Office/Charges for Service	(11,400)	(11,400)	(8,435.80)	0.00	(2,964.20)	74.00 %



Walker County Budget vs Actual Report
As of the Month Ended 5/31/2024
For the Fiscal Year Ending September 30, 2024
Transactions Posted as of 4:08 PM

Page 18 of 24
6/25/2024
4:08 PM

Account	Original Budget	Revised Budget	Actual	Encumbrances	Variance	Pct to Date
Interest Income						
550.48010.11550-Interest	(500)	(500)	(2,852.38)	0.00	2,352.38	570.48 %
Total Interest Income	(500)	(500)	(2,852.38)	0.00	2,352.38	570.48 %
Department 11550 Totals	(11,900)	(11,900)	(11,288.18)	0.00	(611.82)	94.86 %
Fund 550 Totals	(11,900)	(11,900)	(11,288.18)	0.00	(611.82)	94.86 %
551-County and District Courts Technology Fund						
11551-Revenues-County and District Courts Technology Fund						
Fees of Office/Charges for Service						
551.43010.11551-Fees of Office/Charges for S	(1,250)	(1,250)	(732.22)	0.00	(517.78)	58.58 %
Total Fees of Office/Charges for Service	(1,250)	(1,250)	(732.22)	0.00	(517.78)	58.58 %
Interest Income						
551.48010.11551-Interest	0	0	(31.42)	0.00	31.42	0.00 %
Total Interest Income	0	0	(31.42)	0.00	31.42	-∞
Department 11551 Totals	(1,250)	(1,250)	(763.64)	0.00	(486.36)	61.09 %
Fund 551 Totals	(1,250)	(1,250)	(763.64)	0.00	(486.36)	61.09 %
552-Child Abuse Prevention Fund						
11552-Child Abuse Prevention Abuse Fund						
Fees of Office/Charges for Service						
552.43705.11552-Child Abuse Fine to Dedicat	(500)	(500)	(353.27)	0.00	(146.73)	70.65 %
Total Fees of Office/Charges for Service	(500)	(500)	(353.27)	0.00	(146.73)	70.65 %
Department 11552 Totals	(500)	(500)	(353.27)	0.00	(146.73)	70.65 %
560-District Attorney Prosecutors Supplement Fund						
11560-Revenues-District Attorney Prosecutors Fund						
Intergovernmental Revenues						
560.42010.11560-State Funds	(22,500)	(22,500)	(20,286.48)	0.00	(2,213.52)	90.16 %
Total Intergovernmental Revenues	(22,500)	(22,500)	(20,286.48)	0.00	(2,213.52)	90.16 %
Department 11560 Totals	(22,500)	(22,500)	(20,286.48)	0.00	(2,213.52)	90.16 %
561-Pretrial Intervention Program Fund						
11561-Revenues-Pretrial Intervention Program Fund						
Fees of Office/Charges for Service						
561.43010.11561-Fees of Office/Charges for S	(13,000)	(13,000)	(8,062.00)	0.00	(4,938.00)	62.02 %
Total Fees of Office/Charges for Service	(13,000)	(13,000)	(8,062.00)	0.00	(4,938.00)	62.02 %
Interest Income						
561.48010.11561-Interest	(500)	(500)	(5,005.02)	0.00	4,505.02	1001.00 %
Total Interest Income	(500)	(500)	(5,005.02)	0.00	4,505.02	1001.00 %
Department 11561 Totals	(13,500)	(13,500)	(13,067.02)	0.00	(432.98)	96.79 %
Fund 561 Totals	(13,500)	(13,500)	(13,067.02)	0.00	(432.98)	96.79 %



Walker County Budget vs Actual Report
As of the Month Ended 5/31/2024
For the Fiscal Year Ending September 30, 2024
Transactions Posted as of 4:08 PM

Page 19 of 24
6/25/2024
4:08 PM

Account	Original Budget	Revised Budget	Actual	Encumbrances	Variance	Pct to Date
562-District Attorney Forfeiture Fund						
11562-Revenues-District Attorney Forfeiture Fund						
Fines and Forfeitures						
562.47850.11562-Forfeitures-Sheriff,DOJ Equi	0	0	(10,564.26)	0.00	10,564.26	0.00 %
Total Fines and Forfeitures	0	0	(10,564.26)	0.00	10,564.26	-∞
Interest Income						
562.48010.11562-Interest	0	0	(7,524.51)	0.00	7,524.51	0.00 %
Total Interest Income	0	0	(7,524.51)	0.00	7,524.51	-∞
Department 11562 Totals	0	0	(18,088.77)	0.00	18,088.77	-∞
Fund 562 Totals	0	0	(18,088.77)	0.00	18,088.77	-∞
563-District Attorney Hot Check Fee Fund						
11563-Revenues-District Attorney Hot Check Fee Fund						
Fees of Office/Charges for Service						
563.43140.11563-Hot Check Fees	(300)	(300)	(471.00)	0.00	171.00	157.00 %
Total Fees of Office/Charges for Service	(300)	(300)	(471.00)	0.00	171.00	157.00 %
Department 11563 Totals	(300)	(300)	(471.00)	0.00	171.00	157.00 %
574-Sheriff Forfeiture Fund						
11574-Revenues-Sheriff Forfeiture Fund						
Fines and Forfeitures						
574.47850.11574-Forfeitures-Sheriff,DOJ Equi	0	0	(54,041.30)	0.00	54,041.30	0.00 %
Total Fines and Forfeitures	0	0	(54,041.30)	0.00	54,041.30	-∞
Interest Income						
574.48010.11574-Interest	(10,000)	(10,000)	(19,389.15)	0.00	9,389.15	193.89 %
Total Interest Income	(10,000)	(10,000)	(19,389.15)	0.00	9,389.15	193.89 %
Other Revenue						
574.48110.11574-Other Revenue	0	0	2,488.13	0.00	(2,488.13)	0.00 %
574.48300.11574-Proceeds from Auction/Sale	0	0	(11,000.00)	0.00	11,000.00	0.00 %
Total Other Revenue	0	0	(8,511.87)	0.00	8,511.87	-∞
Department 11574 Totals	(10,000)	(10,000)	(81,942.32)	0.00	71,942.32	819.42 %
Fund 574 Totals	(10,000)	(10,000)	(81,942.32)	0.00	71,942.32	819.42 %
576-Sheriff Inmate Medical Fund						
11576-Revenues-Sheriff Inmate Medical Fund						
Fees of Office/Charges for Service						
576.43010.11576-Fees of Office/Charges for S	(3,600)	(3,600)	(2,069.25)	0.00	(1,530.75)	57.48 %
Total Fees of Office/Charges for Service	(3,600)	(3,600)	(2,069.25)	0.00	(1,530.75)	57.48 %
Interest Income						
576.48010.11576-Interest	(500)	(500)	(1,731.60)	0.00	1,231.60	346.32 %
Total Interest Income	(500)	(500)	(1,731.60)	0.00	1,231.60	346.32 %
Department 11576 Totals	(4,100)	(4,100)	(3,800.85)	0.00	(299.15)	92.70 %
Fund 576 Totals	(4,100)	(4,100)	(3,800.85)	0.00	(299.15)	92.70 %



Walker County Budget vs Actual Report
As of the Month Ended 5/31/2024
For the Fiscal Year Ending September 30, 2024
Transactions Posted as of 4:08 PM

Page 20 of 24
6/25/2024
4:08 PM

Account	Original Budget	Revised Budget	Actual	Encumbrances	Variance	Pct to Date
577-DOJ Equitable Sharing Fund						
11577-Revenues-Equitable Sharing Fund						
Fines and Forfeitures						
577.47850.11577-Forfeitures-Sheriff,DOJ Equi	0	0	(507.39)	0.00	507.39	0.00 %
Total Fines and Forfeitures	0	0	(507.39)	0.00	507.39	-∞
Interest Income						
577.48010.11577-Interest	(12,000)	(12,000)	(16,983.63)	0.00	4,983.63	141.53 %
Total Interest Income	(12,000)	(12,000)	(16,983.63)	0.00	4,983.63	141.53 %
Department 11577 Totals	(12,000)	(12,000)	(17,491.02)	0.00	5,491.02	145.76 %
Fund 577 Totals	(12,000)	(12,000)	(17,491.02)	0.00	5,491.02	145.76 %
578-Sheriff Commissary Fund						
11578-Revenues-Sheriff Commissary Fund						
Fees of Office/Charges for Service						
578.43060.11578-Coin Phones	(74,000)	(74,000)	(45,329.64)	0.00	(28,670.36)	61.26 %
Total Fees of Office/Charges for Service	(74,000)	(74,000)	(45,329.64)	0.00	(28,670.36)	61.26 %
Interest Income						
578.48010.11578-Interest	(5,000)	(5,000)	(9,979.03)	0.00	4,979.03	199.58 %
Total Interest Income	(5,000)	(5,000)	(9,979.03)	0.00	4,979.03	199.58 %
Other Revenue						
578.48130.11578-Vending Machines	0	0	955.38	0.00	(955.38)	0.00 %
578.48140.11578-Sales-Commissary	(63,000)	(63,000)	(49,948.82)	0.00	(13,051.18)	79.28 %
Total Other Revenue	(63,000)	(63,000)	(48,993.44)	0.00	(14,006.56)	77.77 %
Department 11578 Totals	(142,000)	(142,000)	(104,302.11)	0.00	(37,697.89)	73.45 %
Fund 578 Totals	(142,000)	(142,000)	(104,302.11)	0.00	(37,697.89)	73.45 %
583-Elections Equipment Fund						
11583-Revenues-Elections Equipment Fund						
Intergovernmental Revenues						
583.42410.11583-Intergovernmental Funds-Loca	(43,000)	(43,000)	(48,746.84)	0.00	5,746.84	113.36 %
Total Intergovernmental Revenues	(43,000)	(43,000)	(48,746.84)	0.00	5,746.84	113.36 %
Department 11583 Totals	(43,000)	(43,000)	(48,746.84)	0.00	5,746.84	113.36 %
584-Tax Assessor Elections Service Contract Fund						
11584-Revenues-Tax Assessor Election Service Contract Fund						
Intergovernmental Revenues						
584.42410.11584-Intergovernmental Funds-Loca	0	0	(600.00)	0.00	600.00	0.00 %
Total Intergovernmental Revenues	0	0	(600.00)	0.00	600.00	-∞
Fees of Office/Charges for Service						
584.43010.11584-Fees of Office/Charges for S	(10,000)	(10,000)	(4,117.77)	0.00	(5,882.23)	41.18 %
Total Fees of Office/Charges for Service	(10,000)	(10,000)	(4,117.77)	0.00	(5,882.23)	41.18 %
Interest Income						
584.48010.11584-Interest	(500)	(500)	(2,102.64)	0.00	1,602.64	420.53 %
Total Interest Income	(500)	(500)	(2,102.64)	0.00	1,602.64	420.53 %
Department 11584 Totals	(10,500)	(10,500)	(6,820.41)	0.00	(3,679.59)	64.96 %
Fund 584 Totals	(10,500)	(10,500)	(6,820.41)	0.00	(3,679.59)	64.96 %



Walker County Budget vs Actual Report
As of the Month Ended 5/31/2024
For the Fiscal Year Ending September 30, 2024
Transactions Posted as of 4:08 PM

Page 21 of 24
6/25/2024
4:08 PM

Account	Original Budget	Revised Budget	Actual	Encumbrances	Variance	Pct to Date
589-Tax Assessor Special Inventory Fee Fund						
11589-Revenues-Tax Assessor Special Inventory Fee Fund						
Interest Income						
589.48010.11589-Interest	0	0	(0.63)	0.00	0.63	0.00 %
Total Interest Income	0	0	(0.63)	0.00	0.63	-∞
Department 11589 Totals	0	0	(0.63)	0.00	0.63	-∞
601-Special Prosecution/Civil/Juvenile Fund						
35020-SPU Criminal						
Intergovernmental Revenues						
601.42010.35020-State Funds	(1,520,542)	(1,520,542)	(894,127.24)	0.00	(626,414.76)	58.80 %
601.42020.35020-State Longevity Pay	0	0	(21,874.00)	0.00	21,874.00	0.00 %
Total Intergovernmental Revenues	(1,520,542)	(1,520,542)	(916,001.24)	0.00	(604,540.76)	60.24 %
Department 35020 Totals	(1,520,542)	(1,520,542)	(916,001.24)	0.00	(604,540.76)	60.24 %
35030-SPU - State General Allocation						
Intergovernmental Revenues						
601.42010.35030-State Funds	(850,640)	(850,640)	(434,699.54)	0.00	(415,940.46)	51.10 %
Total Intergovernmental Revenues	(850,640)	(850,640)	(434,699.54)	0.00	(415,940.46)	51.10 %
Department 35030 Totals	(850,640)	(850,640)	(434,699.54)	0.00	(415,940.46)	51.10 %
35040-SPU Civil Division						
Intergovernmental Revenues						
601.42010.35040-State Funds	(2,903,028)	(2,903,028)	(1,670,067.17)	0.00	(1,232,960.83)	57.53 %
601.42020.35040-State Longevity Pay	0	0	(12,575.00)	0.00	12,575.00	0.00 %
Total Intergovernmental Revenues	(2,903,028)	(2,903,028)	(1,682,642.17)	0.00	(1,220,385.83)	57.96 %
Department 35040 Totals	(2,903,028)	(2,903,028)	(1,682,642.17)	0.00	(1,220,385.83)	57.96 %
35050-SPU Juvenile Division						
Intergovernmental Revenues						
601.42010.35050-State Funds	(1,205,668)	(1,205,668)	(659,823.17)	0.00	(545,844.83)	54.73 %
601.42020.35050-State Longevity Pay	0	0	(2,330.00)	0.00	2,330.00	0.00 %
Total Intergovernmental Revenues	(1,205,668)	(1,205,668)	(662,153.17)	0.00	(543,514.83)	54.92 %
Department 35050 Totals	(1,205,668)	(1,205,668)	(662,153.17)	0.00	(543,514.83)	54.92 %
Fund 601 Totals	(6,479,878)	(6,479,878)	(3,695,496.12)	0.00	(2,784,381.88)	57.03 %
615-Adult Probation-Basic Services Fund						
50130-Adult Basic Supervision						
Intergovernmental Revenues						
615.42010.50130-State Funds	(547,213)	(604,281)	(330,676.00)	0.00	(273,605.00)	54.72 %
615.42390.50130-SAFPF Grant Funds-State Fund	(4,000)	(4,000)	(4,182.50)	0.00	182.50	104.56 %
Total Intergovernmental Revenues	(551,213)	(608,281)	(334,858.50)	0.00	(273,422.50)	55.05 %
Adult Supervision Fees (CSCD)						
615.44710.50130-CSCD Probation Fees	(740,000)	(740,000)	(517,677.19)	0.00	(222,322.81)	69.96 %
615.44720.50130-CSCD Alcohol Evaluation Fees	(12,000)	(12,000)	(11,835.78)	0.00	(164.22)	98.63 %
615.44730.50130-CSCD U/A Evaluation Fee	(20,000)	(20,000)	(19,244.93)	0.00	(755.07)	96.22 %
615.44740.50130-CSCD DWI Evaluation Fee	(2,000)	(500)	(240.00)	0.00	(260.00)	48.00 %
615.44750.50130-CSCD Drug Offender Program F	(1,500)	(1,000)	(500.00)	0.00	(500.00)	50.00 %
615.44770.50130-CSCD Insurance Fees	(1,000)	(1,000)	(377.00)	0.00	(623.00)	37.70 %



Walker County Budget vs Actual Report
As of the Month Ended 5/31/2024
For the Fiscal Year Ending September 30, 2024
Transactions Posted as of 4:08 PM

Page 22 of 24
6/25/2024
4:08 PM

Account	Original Budget	Revised Budget	Actual	Encumbrances	Variance	Pct to Date
615.44820.50130-CSCD Carry Forward Funds	(305,467)	(290,518)	0.00	0.00	(290,518.00)	0.00 %
615.44830.50130-CSCD Transaction Fees	(20,000)	(20,000)	(14,278.72)	0.00	(5,721.28)	71.39 %
615.44840.50130-CSCD Anger Mgmt Fees	(1,500)	(1,500)	(1,450.00)	0.00	(50.00)	96.67 %
615.44850.50130-CSCD Psych Evaluation	0	0	(646.84)	0.00	646.84	0.00 %
615.44860.50130-One-time Restitution Fee \$6	0	0	(24.00)	0.00	24.00	0.00 %
615.44870.50130-CSCD Pre-Trial Diversion Fee	(35,000)	(35,000)	(21,739.00)	0.00	(13,261.00)	62.11 %
Total Adult Supervision Fees (CSCD)	(1,138,467)	(1,121,518)	(588,013.46)	0.00	(533,504.54)	52.43 %
Interest Income						
615.48010.50130-Interest	(15,000)	(15,000)	(13,240.45)	0.00	(1,759.55)	88.27 %
Total Interest Income	(15,000)	(15,000)	(13,240.45)	0.00	(1,759.55)	88.27 %
Other Revenue						
615.48110.50130-Other Revenue	0	0	(414.45)	0.00	414.45	0.00 %
Total Other Revenue	0	0	(414.45)	0.00	414.45	-∞
Department 50130 Totals	(1,704,680)	(1,744,799)	(936,526.86)	0.00	(808,272.14)	53.68 %
Fund 615 Totals	(1,704,680)	(1,744,799)	(936,526.86)	0.00	(808,272.14)	53.68 %
616-Adult Probation - Court Services Fund						
50150-Adult Court Services						
Intergovernmental Revenues						
616.42010.50150-State Funds	(194,293)	(194,293)	(129,920.05)	0.00	(64,372.95)	66.87 %
Total Intergovernmental Revenues	(194,293)	(194,293)	(129,920.05)	0.00	(64,372.95)	66.87 %
Tranfers In						
616.49930.50150-Transfers from Other Funds	(22,896)	(22,896)	(16,663.37)	0.00	(6,232.63)	72.78 %
Total Tranfers In	(22,896)	(22,896)	(16,663.37)	0.00	(6,232.63)	72.78 %
Department 50150 Totals	(217,189)	(217,189)	(146,583.42)	0.00	(70,605.58)	67.49 %
Fund 616 Totals	(217,189)	(217,189)	(146,583.42)	0.00	(70,605.58)	67.49 %
617-Adult Probation-Substance Abuse Services Fund						
50170-Adult Substance Abuse Services						
Intergovernmental Revenues						
617.42010.50170-State Funds	(116,686)	(116,686)	(77,252.67)	0.00	(39,433.33)	66.21 %
Total Intergovernmental Revenues	(116,686)	(116,686)	(77,252.67)	0.00	(39,433.33)	66.21 %
Tranfers In						
617.49930.50170-Transfers from Other Funds	(7,447)	(7,447)	(258.69)	0.00	(7,188.31)	3.47 %
Total Tranfers In	(7,447)	(7,447)	(258.69)	0.00	(7,188.31)	3.47 %
Department 50170 Totals	(124,133)	(124,133)	(77,511.36)	0.00	(46,621.64)	62.44 %
Fund 617 Totals	(124,133)	(124,133)	(77,511.36)	0.00	(46,621.64)	62.44 %
618-Adult Probation-Pretrial Diversion						
50190-Adult Pretrial Diversion						
Intergovernmental Revenues						
618.42010.50190-State Funds	(35,950)	(35,950)	(23,763.04)	0.00	(12,186.96)	66.10 %
Total Intergovernmental Revenues	(35,950)	(35,950)	(23,763.04)	0.00	(12,186.96)	66.10 %



Walker County Budget vs Actual Report
As of the Month Ended 5/31/2024
For the Fiscal Year Ending September 30, 2024
Transactions Posted as of 4:08 PM

Page 23 of 24
6/25/2024
4:08 PM

Account	Original Budget	Revised Budget	Actual	Encumbrances	Variance	Pct to Date
Tranfers In						
618.49930.50190-Transfers from Other Funds	(5,715)	(5,715)	(3,136.80)	0.00	(2,578.20)	54.89 %
Total Tranfers In	(5,715)	(5,715)	(3,136.80)	0.00	(2,578.20)	54.89 %
Department 50190 Totals	(41,665)	(41,665)	(26,899.84)	0.00	(14,765.16)	64.56 %
Fund 618 Totals	(41,665)	(41,665)	(26,899.84)	0.00	(14,765.16)	64.56 %
640-Juvenile Grant Fund Title IVE						
36030-Juvenile Title IV-E						
Interest Income						
640.48010.36030-Interest	0	0	(3,120.50)	0.00	3,120.50	0.00 %
Total Interest Income	0	0	(3,120.50)	0.00	3,120.50	-∞
Department 36030 Totals	0	0	(3,120.50)	0.00	3,120.50	-∞
641-Juvenile Grant-State Aid Fund						
36040-Juvenile State/Grant Aid						
Intergovernmental Revenues						
641.42010.36040-State Funds	(537,889)	(537,889)	(404,258.04)	0.00	(133,630.96)	75.16 %
Total Intergovernmental Revenues	(537,889)	(537,889)	(404,258.04)	0.00	(133,630.96)	75.16 %
Department 36040 Totals	(537,889)	(537,889)	(404,258.04)	0.00	(133,630.96)	75.16 %
645-Juvenile HGAC Services Grant						
11645-Revenues-Juvenile HGAC Services Grant						
Intergovernmental Revenues						
645.42350.11645-HGAC Grants - State Funds	0	(9,000)	(7,485.00)	0.00	(1,515.00)	83.17 %
Total Intergovernmental Revenues	0	(9,000)	(7,485.00)	0.00	(1,515.00)	83.17 %
Department 11645 Totals	0	(9,000)	(7,485.00)	0.00	(1,515.00)	83.17 %
701-Retiree Health Insurance Fund						
11701-Retiree Health Insurance Fund						
Interest Income						
701.48010.11701-Interest	(60,000)	(60,000)	(78,141.14)	0.00	18,141.14	130.24 %
Total Interest Income	(60,000)	(60,000)	(78,141.14)	0.00	18,141.14	130.24 %
Department 11701 Totals	(60,000)	(60,000)	(78,141.14)	0.00	18,141.14	130.24 %
802-Walker County Public Safety Communications Center						
11802-Revenues-Central Dispatch						
Intergovernmental Revenues						
802.42420.11802-Walker County	(784,806)	(784,806)	(523,204.00)	0.00	(261,602.00)	66.67 %
802.42450.11802-City of Huntsville	(784,806)	(784,806)	(588,604.50)	0.00	(196,201.50)	75.00 %
Total Intergovernmental Revenues	(1,569,612)	(1,569,612)	(1,111,808.50)	0.00	(457,803.50)	70.83 %
Interest Income						
802.48010.11802-Interest	(15,000)	(15,000)	(43,112.35)	0.00	28,112.35	287.42 %
Total Interest Income	(15,000)	(15,000)	(43,112.35)	0.00	28,112.35	287.42 %



Walker County Budget vs Actual Report
As of the Month Ended 5/31/2024
For the Fiscal Year Ending September 30, 2024
Transactions Posted as of 4:08 PM

Page 24 of 24
6/25/2024
4:08 PM

Account	Original Budget	Revised Budget	Actual	Encumbrances	Variance	Pct to Date
Other Revenue						
802.48110.11802-Other Revenue	0	0	(157.14)	0.00	157.14	0.00 %
Total Other Revenue	0	0	(157.14)	0.00	157.14	-∞
Department 11802 Totals	(1,584,612)	(1,584,612)	(1,155,077.99)	0.00	(429,534.01)	72.89 %
Fund 802 Totals	(1,584,612)	(1,584,612)	(1,155,077.99)	0.00	(429,534.01)	72.89 %
Report Totals	(55,097,802)	(56,258,684)	(47,667,505.95)	0.00	(8,591,178.05)	84.73 %



Walker County Budget vs Actual Report
As of the Month Ended 5/31/2024
For the Fiscal Year Ending September 30, 2024
Transactions Posted as of 4:15 PM

Page 1 of 13
6/25/2024
4:15 PM

Account	Original Budget	Revised Budget	Actual	Encumbrances	Variance	Pct to Date
101-General Fund						
15010-County Judge						
Salaries/Other Pay/Benefits	405,966	405,966	208,251.40	0.00	197,714.60	51.30 %
Operations	12,915	12,915	4,675.75	0.00	8,239.25	36.20 %
Department 15010 Totals	418,881	418,881	212,927.15	0.00	205,953.85	50.83 %
15020-County Judge - IT Operations						
Salaries/Other Pay/Benefits	335,793	335,793	179,747.76	0.00	156,045.24	53.53 %
Operations	9,505	9,505	1,229.62	0.00	8,275.38	12.94 %
Department 15020 Totals	345,298	345,298	180,977.38	0.00	164,320.62	52.41 %
15030-County Judge - IT Hardware/Software						
Operations	583,103	583,103	385,830.69	739.42	196,532.89	66.30 %
Department 15030 Totals	583,103	583,103	385,830.69	739.42	196,532.89	66.30 %
15050-County Clerk						
Salaries/Other Pay/Benefits	795,987	795,987	486,842.04	0.00	309,144.96	61.16 %
Operations	104,201	104,201	27,697.62	1,512.58	74,990.80	28.03 %
Department 15050 Totals	900,188	900,188	514,539.66	1,512.58	384,135.76	57.33 %
16010-Voter Registration						
Salaries/Other Pay/Benefits	76,715	76,715	48,572.76	0.00	28,142.24	63.32 %
Operations	8,000	8,000	4,260.85	0.00	3,739.15	53.26 %
Department 16010 Totals	84,715	84,715	52,833.61	0.00	31,881.39	62.37 %
16020-Elections						
Salaries/Other Pay/Benefits	164,479	164,479	117,878.83	0.00	46,600.17	71.67 %
Operations	71,678	71,678	31,583.69	0.00	40,094.31	44.06 %
Department 16020 Totals	236,157	236,157	149,462.52	0.00	86,694.48	63.29 %
17010-County Facilities						
Salaries/Other Pay/Benefits	668,922	668,922	410,621.24	0.00	258,300.76	61.39 %
Operations	411,242	411,242	252,313.19	51,681.66	107,247.15	73.92 %
Department 17010 Totals	1,080,164	1,080,164	662,934.43	51,681.66	365,547.91	66.16 %
17020-Facilities-Justice Center Municipal Allocation						
Operations	10,983	10,983	3,204.26	0.00	7,778.74	29.17 %
Department 17020 Totals	10,983	10,983	3,204.26	0.00	7,778.74	29.17 %
19010-Centralized Costs						
Salaries/Other Pay/Benefits	731,293	731,293	281,241.01	0.00	450,051.99	38.46 %
Operations	783,304	853,304	442,282.51	1,690.73	409,330.76	52.03 %
Department 19010 Totals	1,514,597	1,584,597	723,523.52	1,690.73	859,382.75	45.77 %
19200-Contingency						
Contingency	818,500	594,092	0.00	0.00	594,092.00	0.00 %
Department 19200 Totals	818,500	594,092	0.00	0.00	594,092.00	0.00 %
20005-County Auditor-Financial Systems						
Operations	105,000	105,000	33,761.25	613.62	70,625.13	32.74 %
Department 20005 Totals	105,000	105,000	33,761.25	613.62	70,625.13	32.74 %



Walker County Budget vs Actual Report
As of the Month Ended 5/31/2024
For the Fiscal Year Ending September 30, 2024
Transactions Posted as of 4:15 PM

Page 2 of 13
6/25/2024
4:15 PM

Account	Original Budget	Revised Budget	Actual	Encumbrances	Variance	Pct to Date
20010-County Auditor						
Salaries/Other Pay/Benefits	982,511	982,511	572,504.58	0.00	410,006.42	58.27 %
Operations	57,711	57,711	12,701.40	200.00	44,809.60	22.36 %
Department 20010 Totals	1,040,222	1,040,222	585,205.98	200.00	454,816.02	56.28 %
20020-County Treasurer						
Salaries/Other Pay/Benefits	479,601	479,601	298,733.87	0.00	180,867.13	62.29 %
Operations	22,879	22,879	10,818.98	0.00	12,060.02	47.29 %
Department 20020 Totals	502,480	502,480	309,552.85	0.00	192,927.15	61.61 %
20030-County Treasurer - Collections						
Salaries/Other Pay/Benefits	150,985	150,985	94,934.23	0.00	56,050.77	62.88 %
Operations	14,820	14,820	4,877.87	0.00	9,942.13	32.91 %
Department 20030 Totals	165,805	165,805	99,812.10	0.00	65,992.90	60.20 %
20040-Purchasing						
Salaries/Other Pay/Benefits	278,232	278,232	160,524.17	0.00	117,707.83	57.69 %
Operations	12,783	12,783	6,709.23	1,715.25	4,358.52	65.90 %
Department 20040 Totals	291,015	291,015	167,233.40	1,715.25	122,066.35	58.05 %
21010-Vehicle Registration						
Salaries/Other Pay/Benefits	642,500	642,500	390,082.28	0.00	252,417.72	60.71 %
Operations	8,302	8,302	2,340.58	2,409.61	3,551.81	57.22 %
Department 21010 Totals	650,802	650,802	392,422.86	2,409.61	255,969.53	60.67 %
29940-Governmental/Services Contracts						
Intergovernmental/Contracts	728,189	728,189	546,141.75	0.00	182,047.25	75.00 %
Department 29940 Totals	728,189	728,189	546,141.75	0.00	182,047.25	75.00 %
30010-Courts-Central Costs						
Salaries/Other Pay/Benefits	42,556	42,556	28,256.65	0.00	14,299.35	66.40 %
Operations	380,165	317,856	173,632.91	0.00	144,223.09	54.63 %
Department 30010 Totals	422,721	360,412	201,889.56	0.00	158,522.44	56.02 %
30020-County Court at Law						
Salaries/Other Pay/Benefits	556,433	556,433	364,585.77	0.00	191,847.23	65.52 %
Operations	182,944	222,944	159,670.04	112.00	63,161.96	71.67 %
Department 30020 Totals	739,377	779,377	524,255.81	112.00	255,009.19	67.28 %
30030-12th Judicial District Court						
Salaries/Other Pay/Benefits	286,625	286,625	186,145.38	0.00	100,479.62	64.94 %
Operations	158,956	198,956	144,234.06	112.00	54,609.94	72.55 %
Department 30030 Totals	445,581	485,581	330,379.44	112.00	155,089.56	68.06 %
30040-278th Judicial District Court						
Salaries/Other Pay/Benefits	305,613	305,613	199,586.50	0.00	106,026.50	65.31 %
Operations	151,623	191,623	165,384.58	0.00	26,238.42	86.31 %
Department 30040 Totals	457,236	497,236	364,971.08	0.00	132,264.92	73.40 %
30050-Courts-Pretrial Bond Supervision						
Salaries/Other Pay/Benefits	71,774	71,774	40,670.36	0.00	31,103.64	56.66 %
Operations	7,300	7,300	50.00	0.00	7,250.00	0.68 %
Department 30050 Totals	79,074	79,074	40,720.36	0.00	38,353.64	51.50 %



Walker County Budget vs Actual Report
As of the Month Ended 5/31/2024
For the Fiscal Year Ending September 30, 2024
Transactions Posted as of 4:15 PM

Page 3 of 13
6/25/2024
4:15 PM

Account	Original Budget	Revised Budget	Actual	Encumbrances	Variance	Pct to Date
31010-District Clerk						
Salaries/Other Pay/Benefits	689,158	689,158	434,137.48	0.00	255,020.52	63.00 %
Operations	25,346	25,346	11,652.12	360.00	13,333.88	47.39 %
Department 31010 Totals	714,504	714,504	445,789.60	360.00	268,354.40	62.44 %
32010-Criminal District Attorney						
Salaries/Other Pay/Benefits	2,338,821	2,338,821	1,438,280.05	0.00	900,540.95	61.50 %
Operations	96,355	163,898	113,944.25	0.00	49,953.75	69.52 %
Department 32010 Totals	2,435,176	2,502,719	1,552,224.30	0.00	950,494.70	62.02 %
33010-Justice of Peace Precinct 1						
Salaries/Other Pay/Benefits	335,608	335,608	217,484.61	0.00	118,123.39	64.80 %
Operations	10,074	10,074	2,913.48	1,346.43	5,814.09	42.29 %
Department 33010 Totals	345,682	345,682	220,398.09	1,346.43	123,937.48	64.15 %
33020-Justice of Peace Precinct 2						
Salaries/Other Pay/Benefits	266,583	266,583	173,551.63	0.00	93,031.37	65.10 %
Operations	8,296	8,296	3,537.31	78.59	4,680.10	43.59 %
Department 33020 Totals	274,879	274,879	177,088.94	78.59	97,711.47	64.45 %
33030-Justice of Peace Precinct 3						
Salaries/Other Pay/Benefits	267,545	267,545	174,743.88	0.00	92,801.12	65.31 %
Operations	10,275	10,275	6,537.77	28.03	3,709.20	63.90 %
Department 33030 Totals	277,820	277,820	181,281.65	28.03	96,510.32	65.26 %
33040-Justice of Peace Precinct 4						
Salaries/Other Pay/Benefits	338,628	338,628	219,291.99	0.00	119,336.01	64.76 %
Operations	14,211	14,211	6,472.85	0.00	7,738.15	45.55 %
Department 33040 Totals	352,839	352,839	225,764.84	0.00	127,074.16	63.99 %
36010-Juvenile Probation Support - General Fund						
Salaries/Other Pay/Benefits	129,968	129,968	64,543.85	0.00	65,424.15	49.66 %
Operations	70,706	70,706	22,364.41	2,201.27	46,140.32	34.74 %
Department 36010 Totals	200,674	200,674	86,908.26	2,201.27	111,564.47	44.41 %
41010-Sheriff						
Salaries/Other Pay/Benefits	4,468,188	4,468,188	2,666,527.79	0.00	1,801,660.21	59.68 %
Operations	433,458	520,645	321,613.35	13,880.06	185,151.59	64.44 %
Capital	375,447	375,447	289,660.00	62,586.86	23,200.14	93.82 %
Department 41010 Totals	5,277,093	5,364,280	3,277,801.14	76,466.92	2,010,011.94	62.53 %
41030-Sheriff Estray						
Operations	5,900	5,900	911.05	776.80	4,212.15	28.61 %
Department 41030 Totals	5,900	5,900	911.05	776.80	4,212.15	28.61 %
43010-Courthouse Security General Fund						
Salaries/Other Pay/Benefits	357,026	357,026	233,865.25	0.00	123,160.75	65.50 %
Department 43010 Totals	357,026	357,026	233,865.25	0.00	123,160.75	65.50 %
44001-Constables Central						
Salaries/Other Pay/Benefits	115,972	115,972	58,179.59	0.00	57,792.41	50.17 %
Operations	8,119	8,119	4,264.94	0.00	3,854.06	52.53 %
Department 44001 Totals	124,091	124,091	62,444.53	0.00	61,646.47	50.32 %



Walker County Budget vs Actual Report
As of the Month Ended 5/31/2024
For the Fiscal Year Ending September 30, 2024
Transactions Posted as of 4:15 PM

Page 4 of 13
6/25/2024
4:15 PM

Account	Original Budget	Revised Budget	Actual	Encumbrances	Variance	Pct to Date
44010-Constable Precinct 1						
Salaries/Other Pay/Benefits	105,734	105,734	69,000.28	0.00	36,733.72	65.26 %
Operations	8,815	8,815	1,304.97	1,076.18	6,433.85	27.01 %
Department 44010 Totals	114,549	114,549	70,305.25	1,076.18	43,167.57	62.32 %
44020-Constable Precinct 2						
Salaries/Other Pay/Benefits	102,993	112,993	67,764.08	0.00	45,228.92	59.97 %
Operations	10,423	10,423	6,479.52	703.50	3,239.98	68.92 %
Department 44020 Totals	113,416	123,416	74,243.60	703.50	48,468.90	60.73 %
44030-Constable Precinct 3						
Salaries/Other Pay/Benefits	193,521	193,521	128,080.55	0.00	65,440.45	66.18 %
Operations	17,864	17,864	6,120.76	330.00	11,413.24	36.11 %
Department 44030 Totals	211,385	211,385	134,201.31	330.00	76,853.69	63.64 %
44040-Constable Precinct 4						
Salaries/Other Pay/Benefits	569,267	569,267	353,695.65	0.00	215,571.35	62.13 %
Operations	95,790	95,790	44,265.98	4,471.18	47,052.84	50.88 %
Capital	128,254	128,254	0.00	0.00	128,254.00	0.00 %
Department 44040 Totals	793,311	793,311	397,961.63	4,471.18	390,878.19	50.73 %
45010-Support Personnel -DPS						
Salaries/Other Pay/Benefits	77,477	77,477	49,761.01	0.00	27,715.99	64.23 %
Operations	1,315	1,315	34.93	0.00	1,280.07	2.66 %
Department 45010 Totals	78,792	78,792	49,795.94	0.00	28,996.06	63.20 %
45020-Weigh Station Utilites and Services						
Operations	35,187	35,187	11,814.80	0.00	23,372.20	33.58 %
Department 45020 Totals	35,187	35,187	11,814.80	0.00	23,372.20	33.58 %
46010-Emergency Operations						
Salaries/Other Pay/Benefits	382,804	382,804	258,615.54	0.00	124,188.46	67.56 %
Operations	132,100	133,549	64,892.43	1,410.63	67,245.94	49.65 %
Department 46010 Totals	514,904	516,353	323,507.97	1,410.63	191,434.40	62.93 %
46100-Walker County EMS - Emergency Services						
Operations	0	0	7.69	0.00	(7.69)	∞
Department 46100 Totals	0	0	7.69	0.00	(7.69)	∞
49940-Public Safety Governmental/Services Contracts						
Intergovernmental/Contracts	1,031,303	1,031,303	687,532.00	0.00	343,771.00	66.67 %
Department 49940 Totals	1,031,303	1,031,303	687,532.00	0.00	343,771.00	66.67 %
50010-County Jail						
Salaries/Other Pay/Benefits	3,263,082	3,263,082	2,142,170.47	0.00	1,120,911.53	65.65 %
Operations	812,359	812,359	468,862.44	126,429.35	217,067.21	73.28 %
Department 50010 Totals	4,075,441	4,075,441	2,611,032.91	126,429.35	1,337,978.74	67.17 %
50020-County Jail Inmate Medical Cost Center						
Salaries/Other Pay/Benefits	222,188	222,188	134,206.20	0.00	87,981.80	60.40 %
Operations	221,178	221,178	97,155.40	38,178.04	85,844.56	61.19 %
Department 50020 Totals	443,366	443,366	231,361.60	38,178.04	173,826.36	60.79 %



Walker County Budget vs Actual Report
As of the Month Ended 5/31/2024
For the Fiscal Year Ending September 30, 2024
Transactions Posted as of 4:15 PM

Page 5 of 13
6/25/2024
4:15 PM

Account	Original Budget	Revised Budget	Actual	Encumbrances	Variance	Pct to Date
50110-Adult Probation Support- General Fund						
Operations	56,498	70,060	32,752.13	9,590.76	27,717.11	60.44 %
Department 50110 Totals	56,498	70,060	32,752.13	9,590.76	27,717.11	60.44 %
50120-Adult Probation -Community Services- General Fund						
Salaries/Other Pay/Benefits	75,059	75,059	49,068.30	0.00	25,990.70	65.37 %
Operations	850	850	750.06	0.00	99.94	88.24 %
Department 50120 Totals	75,909	75,909	49,818.36	0.00	26,090.64	65.63 %
60010-Veterans Services						
Salaries/Other Pay/Benefits	37,321	37,321	23,264.99	0.00	14,056.01	62.34 %
Operations	2,579	2,579	1,212.44	44.48	1,322.08	48.74 %
Department 60010 Totals	39,900	39,900	24,477.43	44.48	15,378.09	61.46 %
60020-Social Services						
Operations	23,800	23,800	0.00	0.00	23,800.00	0.00 %
Department 60020 Totals	23,800	23,800	0.00	0.00	23,800.00	0.00 %
61020-Planning and Development						
Salaries/Other Pay/Benefits	801,576	801,576	476,217.93	0.00	325,358.07	59.41 %
Operations	182,187	212,187	135,290.94	4,362.66	72,533.40	65.82 %
Department 61020 Totals	983,763	1,013,763	611,508.87	4,362.66	397,891.47	60.75 %
61050-Litter Control - General Fund						
Operations	14,476	14,476	7,089.25	370.12	7,016.63	51.53 %
Department 61050 Totals	14,476	14,476	7,089.25	370.12	7,016.63	51.53 %
69940-Health and Human Services - Governmental/Services Contracts						
Intergovernmental/Contracts	79,500	79,500	47,425.00	0.00	32,075.00	59.65 %
Department 69940 Totals	79,500	79,500	47,425.00	0.00	32,075.00	59.65 %
70010-Historical Commission						
Salaries/Other Pay/Benefits	21,744	21,744	14,285.63	0.00	7,458.37	65.70 %
Operations	5,580	5,580	1,592.27	0.00	3,987.73	28.54 %
Department 70010 Totals	27,324	27,324	15,877.90	0.00	11,446.10	58.11 %
70020-Texas AgriLife Extension Service						
Salaries/Other Pay/Benefits	264,236	264,236	158,035.73	0.00	106,200.27	59.81 %
Operations	62,604	62,604	39,997.30	698.36	21,908.34	65.00 %
Department 70020 Totals	326,840	326,840	198,033.03	698.36	128,108.61	60.80 %
93000-Transfers Out /General Fund, Projects						
Transfers to Other Funds	644,741	644,741	344,741.00	0.00	300,000.00	53.47 %
Department 93000 Totals	644,741	644,741	344,741.00	0.00	300,000.00	53.47 %
Fund 101 Totals	31,670,177	31,783,201	18,870,544.98	329,710.17	12,582,945.85	60.41 %
105-General Projects Fund						
19990-General Government Projects						
Projects	335,010	2,886,086	73,625.26	98,317.46	2,714,143.28	5.96 %
Capital	0	400,000	0.00	343,644.72	56,355.28	85.91 %
Department 19990 Totals	335,010	3,286,086	73,625.26	441,962.18	2,770,498.56	15.69 %



Walker County Budget vs Actual Report
As of the Month Ended 5/31/2024
For the Fiscal Year Ending September 30, 2024
Transactions Posted as of 4:15 PM

Page 6 of 13
6/25/2024
4:15 PM

Account	Original Budget	Revised Budget	Actual	Encumbrances	Variance	Pct to Date
29990-Financial Projects						
Projects	0	328,456	900.00	0.00	327,556.00	0.27 %
Department 29990 Totals	0	328,456	900.00	0.00	327,556.00	0.27 %
39990-Judicial Projects						
Projects	0	2,995	2,994.25	0.00	0.75	99.97 %
Department 39990 Totals	0	2,995	2,994.25	0.00	0.75	99.97 %
49990-Public Safety Projects						
Intergovernmental/Contracts	0	877,941	34,500.00	531,779.10	311,661.90	64.50 %
Projects	0	962,263	395,890.27	17,367.94	549,004.79	42.95 %
Department 49990 Totals	0	1,840,204	430,390.27	549,147.04	860,666.69	53.23 %
59990-Corrections and Rehabilitation Projects						
Projects	0	71,500	0.00	0.00	71,500.00	0.00 %
Department 59990 Totals	0	71,500	0.00	0.00	71,500.00	0.00 %
69990-Health and Human Services Projects						
Intergovernmental/Contracts	0	379,358	205,338.95	0.00	174,019.05	54.13 %
Projects	0	125,441	22,528.43	4,310.27	98,602.30	21.40 %
Department 69990 Totals	0	504,799	227,867.38	4,310.27	272,621.35	45.99 %
Fund 105 Totals	335,010	6,034,040	735,777.16	995,419.49	4,302,843.35	28.69 %
115-General Capital Projects Fund						
19990-General Government Projects						
Projects	248,000	248,000	0.00	0.00	248,000.00	0.00 %
Department 19990 Totals	248,000	248,000	0.00	0.00	248,000.00	0.00 %
119-ARP Relief/Recovery Fund						
18119-ARP-General Government						
ARP Funds	0	43,827	0.00	0.00	43,827.00	0.00 %
Department 18119 Totals	0	43,827	0.00	0.00	43,827.00	0.00 %
48119-ARP-Public Safety						
ARP Funds	0	503,738	135,030.00	381,350.00	(12,642.00)	102.51 %
Department 48119 Totals	0	503,738	135,030.00	381,350.00	(12,642.00)	102.51 %
69940-Health and Human Services - Governmental/Services Contracts						
Intergovernmental/Contracts	0	278,725	278,726.40	0.00	(1.40)	100.00 %
Department 69940 Totals	0	278,725	278,726.40	0.00	(1.40)	100.00 %
Fund 119 Totals	0	826,290	413,756.40	381,350.00	31,183.60	96.23 %
185-Healthy County Initiative Fund						
15110-Healthy County Initiative						
Operations	3,000	3,000	486.82	0.00	2,513.18	16.23 %
Department 15110 Totals	3,000	3,000	486.82	0.00	2,513.18	16.23 %
186-State Sheriff Grant						
41040-Sheriff SB22 Grant						
Operations	0	500,000	0.00	210,254.30	289,745.70	42.05 %



Walker County Budget vs Actual Report
As of the Month Ended 5/31/2024
For the Fiscal Year Ending September 30, 2024
Transactions Posted as of 4:15 PM

Page 7 of 13
6/25/2024
4:15 PM

Account	Original Budget	Revised Budget	Actual	Encumbrances	Variance	Pct to Date
Capital	0	0	0.00	50,472.73	(50,472.73)	∞
Department 41040 Totals	0	500,000	0.00	260,727.03	239,272.97	52.15 %
Fund 186 Totals	0	500,000	0.00	260,727.03	239,272.97	52.15 %
187-StateCDAGrant						
32093-Criminal District Attorney SB22 Grant						
Salaries/Other Pay/Benefits	0	275,000	106,143.65	0.00	168,856.35	38.60 %
Department 32093 Totals	0	275,000	106,143.65	0.00	168,856.35	38.60 %
Fund 187 Totals	0	275,000	106,143.65	0.00	168,856.35	38.60 %
192-Debt Service Fund						
92000-Debt Service						
Debt-Principal and Interest Payment	1,373,168	1,373,168	176,583.77	0.00	1,196,584.23	12.86 %
Department 92000 Totals	1,373,168	1,373,168	176,583.77	0.00	1,196,584.23	12.86 %
Fund 192 Totals	1,373,168	1,373,168	176,583.77	0.00	1,196,584.23	12.86 %
220-Road and Bridge Fund						
82200-Road and Bridge General						
Operations	70,000	225,341	53,818.86	32,702.17	138,819.97	38.40 %
Capital	0	20	5,680.00	0.00	(5,660.00)	28400.00 %
Department 82200 Totals	70,000	225,361	59,498.86	32,702.17	133,159.97	40.91 %
82210-Road and Bridge Precinct 1						
Salaries/Other Pay/Benefits	749,572	749,572	483,916.76	0.00	265,655.24	64.56 %
Operations	712,328	1,851,440	376,173.97	92,557.33	1,382,708.70	25.32 %
Department 82210 Totals	1,461,900	2,601,012	860,090.73	92,557.33	1,648,363.94	36.63 %
82220-Road and Bridge Precinct 2						
Salaries/Other Pay/Benefits	1,010,362	1,010,362	563,551.23	0.00	446,810.77	55.78 %
Operations	1,052,589	1,966,530	877,679.65	363,952.03	724,898.32	63.14 %
Capital	0	180,068	180,068.00	0.00	0.00	100.00 %
Department 82220 Totals	2,062,951	3,156,960	1,621,298.88	363,952.03	1,171,709.09	62.88 %
82230-Road and Bridge Precinct 3						
Salaries/Other Pay/Benefits	980,125	980,125	600,794.33	0.00	379,330.67	61.30 %
Operations	809,312	1,466,727	679,781.89	174,131.80	612,813.31	58.22 %
Capital	0	88,000	85,161.74	2,838.26	0.00	100.00 %
Department 82230 Totals	1,789,437	2,534,852	1,365,737.96	176,970.06	992,143.98	60.86 %
82240-Road and Bridge Precinct 4						
Salaries/Other Pay/Benefits	963,506	963,506	514,459.57	0.00	449,046.43	53.39 %
Operations	798,985	1,579,211	593,433.09	312,179.03	673,598.88	57.35 %
Capital	0	43,350	43,350.00	8,154.16	(8,154.16)	118.81 %
Department 82240 Totals	1,762,491	2,586,067	1,151,242.66	320,333.19	1,114,491.15	56.90 %
88010-Road and Bridge Weigh Station Operations						
Salaries/Other Pay/Benefits	25,416	25,416	14,558.97	0.00	10,857.03	57.28 %



Walker County Budget vs Actual Report
As of the Month Ended 5/31/2024
For the Fiscal Year Ending September 30, 2024
Transactions Posted as of 4:15 PM

Page 8 of 13
6/25/2024
4:15 PM

Account	Original Budget	Revised Budget	Actual	Encumbrances	Variance	Pct to Date
Operations	34,284	179,808	0.00	0.00	179,808.00	0.00 %
Department 88010 Totals	59,700	205,224	14,558.97	0.00	190,665.03	7.09 %
88900-Road and Bridge Revenues Weigh Station Projects						
Operations	0	56,378	0.00	0.00	56,378.00	0.00 %
Department 88900 Totals	0	56,378	0.00	0.00	56,378.00	0.00 %
Fund 220 Totals	7,206,479	11,365,854	5,072,428.06	986,514.78	5,306,911.16	53.31 %
301-Walker County Emergency Medical Services (EMS) Fund						
46099-Walker County EMS - Contingency						
Operations	200,000	156,271	0.00	0.00	156,271.00	0.00 %
Contingency	526,752	388,347	0.00	0.00	388,347.00	0.00 %
Department 46099 Totals	726,752	544,618	0.00	0.00	544,618.00	0.00 %
46100-Walker County EMS - Emergency Services						
Salaries/Other Pay/Benefits	4,289,978	4,428,383	2,695,925.69	0.00	1,732,457.31	60.88 %
Operations	932,619	1,012,554	716,487.98	83,626.75	212,439.27	79.02 %
Capital	0	0	99,980.00	0.00	(99,980.00)	∞
Department 46100 Totals	5,222,597	5,440,937	3,512,393.67	83,626.75	1,844,916.58	66.09 %
Fund 301 Totals	5,949,349	5,985,555	3,512,393.67	83,626.75	2,389,534.58	60.08 %
473-AutoTheft Task Force						
42080-AutoTheft Task Force						
Salaries/Other Pay/Benefits	101,868	101,868	65,581.87	0.00	36,286.13	64.38 %
Department 42080 Totals	101,868	101,868	65,581.87	0.00	36,286.13	64.38 %
Fund 473 Totals	101,868	101,868	65,581.87	0.00	36,286.13	64.38 %
474-District Attorney Victim Assistance Coord						
32091-District Attorney Victim Assistance Coord						
Salaries/Other Pay/Benefits	77,446	77,446	51,331.99	0.00	26,114.01	66.28 %
Operations	1,965	1,965	0.00	0.00	1,965.00	0.00 %
Department 32091 Totals	79,411	79,411	51,331.99	0.00	28,079.01	64.64 %
Fund 474 Totals	79,411	79,411	51,331.99	0.00	28,079.01	64.64 %
481-Grant-Jag						
48860-JAG Grant - 2023						
Operations	8,102	8,102	4,666.05	3,435.95	0.00	100.00 %
Department 48860 Totals	8,102	8,102	4,666.05	3,435.95	0.00	100.00 %
488-CDBG Grants						
46010-Emergency Operations						
Projects	0	0	5,997.53	4,002.47	(10,000.00)	∞
Department 46010 Totals	0	0	5,997.53	4,002.47	(10,000.00)	∞
62010-CDBG-GLO-Harvey						
Operations	0	0	93,876.03	0.00	(93,876.03)	∞
Department 62010 Totals	0	0	93,876.03	0.00	(93,876.03)	∞



Walker County Budget vs Actual Report
As of the Month Ended 5/31/2024
For the Fiscal Year Ending September 30, 2024
Transactions Posted as of 4:15 PM

Page 9 of 13
6/25/2024
4:15 PM

Account	Original Budget	Revised Budget	Actual	Encumbrances	Variance	Pct to Date
82210-Road and Bridge Precinct 1						
Operations	0	0	47,621.33	0.00	(47,621.33)	∞
Department 82210 Totals	0	0	47,621.33	0.00	(47,621.33)	∞
82220-Road and Bridge Precinct 2						
Operations	0	0	42,540.78	0.00	(42,540.78)	∞
Department 82220 Totals	0	0	42,540.78	0.00	(42,540.78)	∞
Fund 488 Totals	0	0	190,035.67	4,002.47	(194,038.14)	∞
512-County Records Preservation II Fund						
15090-County Records II Digitize						
Operations	25,000	25,000	0.00	0.00	25,000.00	0.00 %
Department 15090 Totals	25,000	25,000	0.00	0.00	25,000.00	0.00 %
515-County Clerk Records Management and Preservation Fund						
15060-County Clerk Records Preservation						
Salaries/Other Pay/Benefits	99,531	99,531	53,011.56	0.00	46,519.44	53.26 %
Operations	5,000	21,000	15,441.80	0.00	5,558.20	73.53 %
Department 15060 Totals	104,531	120,531	68,453.36	0.00	52,077.64	56.79 %
Fund 515 Totals	104,531	120,531	68,453.36	0.00	52,077.64	56.79 %
516-County Clerk Records Archive Fund						
15070-County Clerk Archive						
Operations	5,000	5,000	0.00	0.00	5,000.00	0.00 %
Department 15070 Totals	5,000	5,000	0.00	0.00	5,000.00	0.00 %
518-District Clerk Records Management and Preservation Fund						
31020-District Clerk Records Preservation						
Operations	10,000	10,000	0.00	0.00	10,000.00	0.00 %
Department 31020 Totals	10,000	10,000	0.00	0.00	10,000.00	0.00 %
519-District Clerk Rider Fund						
31030-District Clerk Rider for Prosecution						
Salaries/Other Pay/Benefits	7,369	7,369	1,763.88	0.00	5,605.12	23.94 %
Operations	99,226	99,226	21,048.13	4,587.96	73,589.91	25.84 %
Department 31030 Totals	106,595	106,595	22,812.01	4,587.96	79,195.03	25.70 %
Fund 519 Totals	106,595	106,595	22,812.01	4,587.96	79,195.03	25.70 %
520-District Clerk Archive Fund						
31040-District Clerk Archive						
Operations	2,941	2,941	0.00	0.00	2,941.00	0.00 %
Department 31040 Totals	2,941	2,941	0.00	0.00	2,941.00	0.00 %
524-County Jury Fund-SB41						
34040-County Jury						
Operations	5,000	5,000	894.00	0.00	4,106.00	17.88 %
Department 34040 Totals	5,000	5,000	894.00	0.00	4,106.00	17.88 %



Walker County Budget vs Actual Report
As of the Month Ended 5/31/2024
For the Fiscal Year Ending September 30, 2024
Transactions Posted as of 4:15 PM

Page 10 of 13
6/25/2024
4:15 PM

Account	Original Budget	Revised Budget	Actual	Encumbrances	Variance	Pct to Date
525-Court Reporter Service Fund						
34020-Court Reporter Fees						
Operations	17,600	17,600	24,585.25	0.00	(6,985.25)	139.69 %
Department 34020 Totals	17,600	17,600	24,585.25	0.00	(6,985.25)	139.69 %
526-County Law Library Fund						
34030-Law Library						
Salaries/Other Pay/Benefits	9,580	9,580	6,355.71	0.00	3,224.29	66.34 %
Operations	23,855	23,855	6,330.00	0.00	17,525.00	26.54 %
Department 34030 Totals	33,435	33,435	12,685.71	0.00	20,749.29	37.94 %
Fund 526 Totals	33,435	33,435	12,685.71	0.00	20,749.29	37.94 %
527-Language Access Fund-SB41						
30010-Courts-Central Costs						
Operations	1,000	1,000	0.00	0.00	1,000.00	0.00 %
Department 30010 Totals	1,000	1,000	0.00	0.00	1,000.00	0.00 %
536-Courthouse Security Fund						
43020-Courthouse Security Fund-Fund 536						
Salaries/Other Pay/Benefits	96,559	96,559	65,410.91	0.00	31,148.09	67.74 %
Department 43020 Totals	96,559	96,559	65,410.91	0.00	31,148.09	67.74 %
Fund 536 Totals	96,559	96,559	65,410.91	0.00	31,148.09	67.74 %
537-Justice Courts Building Security Fund						
43030-Justice Courts Building Security						
Operations	17,500	17,500	320.00	1,764.49	15,415.51	11.91 %
Department 43030 Totals	17,500	17,500	320.00	1,764.49	15,415.51	11.91 %
Fund 537 Totals	17,500	17,500	320.00	1,764.49	15,415.51	11.91 %
550-Justice Courts Technology Fund						
34010-Justice Court Technology						
Operations	19,701	19,701	11,220.14	0.00	8,480.86	56.95 %
Contingency	5,000	5,000	0.00	0.00	5,000.00	0.00 %
Department 34010 Totals	24,701	24,701	11,220.14	0.00	13,480.86	45.42 %
Fund 550 Totals	24,701	24,701	11,220.14	0.00	13,480.86	45.42 %
551-County and District Courts Technology Fund						
34060-County and District Courts Technology						
Operations	1,250	1,250	0.00	0.00	1,250.00	0.00 %
Department 34060 Totals	1,250	1,250	0.00	0.00	1,250.00	0.00 %
560-District Attorney Prosecutors Supplement Fund						
32040-District Attorney Supplement						
Operations	22,500	22,500	17,464.87	0.00	5,035.13	77.62 %
Department 32040 Totals	22,500	22,500	17,464.87	0.00	5,035.13	77.62 %
Fund 560 Totals	22,500	22,500	17,464.87	0.00	5,035.13	77.62 %



Walker County Budget vs Actual Report
As of the Month Ended 5/31/2024
For the Fiscal Year Ending September 30, 2024
Transactions Posted as of 4:15 PM

Page 11 of 13
6/25/2024
4:15 PM

Account	Original Budget	Revised Budget	Actual	Encumbrances	Variance	Pct to Date
561-Pretrial Intervention Program Fund						
34050-Pretrial Invention						
Salaries/Other Pay/Benefits	30,706	30,706	1,109.99	0.00	29,596.01	3.61 %
Department 34050 Totals	30,706	30,706	1,109.99	0.00	29,596.01	3.61 %
Fund 561 Totals	30,706	30,706	1,109.99	0.00	29,596.01	3.61 %
562-District Attorney Forfeiture Fund						
32020-District Attorney Forfeiture						
Operations	24,000	24,000	2,789.99	0.00	21,210.01	11.62 %
Department 32020 Totals	24,000	24,000	2,789.99	0.00	21,210.01	11.62 %
Fund 562 Totals	24,000	24,000	2,789.99	0.00	21,210.01	11.62 %
563-District Attorney Hot Check Fee Fund						
32030-District Attorney Hot Check Fees						
Operations	300	300	311.89	0.00	(11.89)	103.96 %
Department 32030 Totals	300	300	311.89	0.00	(11.89)	103.96 %
Fund 563 Totals	300	300	311.89	0.00	(11.89)	103.96 %
574-Sheriff Forfeiture Fund						
41020-Sheriff Forfeiture						
Operations	20,000	78,523	59,606.95	0.00	18,916.05	75.91 %
Contingency	20,000	20,000	0.00	0.00	20,000.00	0.00 %
Department 41020 Totals	40,000	98,523	59,606.95	0.00	38,916.05	60.50 %
Fund 574 Totals	40,000	98,523	59,606.95	0.00	38,916.05	60.50 %
576-Sheriff Inmate Medical Fund						
50030-Sheriff Inmate Medical						
Operations	10,000	10,000	0.00	0.00	10,000.00	0.00 %
Department 50030 Totals	10,000	10,000	0.00	0.00	10,000.00	0.00 %
577-DOJ Equitable Sharing Fund						
42570-DOJ Equitable Sharing						
Contingency	50,000	50,000	0.00	0.00	50,000.00	0.00 %
Department 42570 Totals	50,000	50,000	0.00	0.00	50,000.00	0.00 %
578-Sheriff Commissary Fund						
50040-Sheriff Commissary Operations						
Salaries/Other Pay/Benefits	3,000	3,000	1,524.28	0.00	1,475.72	50.81 %
Operations	72,800	72,800	22,155.40	31,874.54	18,770.06	74.22 %
Contingency	40,000	40,000	0.00	0.00	40,000.00	0.00 %
Department 50040 Totals	115,800	115,800	23,679.68	31,874.54	60,245.78	47.97 %
Fund 578 Totals	115,800	115,800	23,679.68	31,874.54	60,245.78	47.97 %
583-Elections Equipment Fund						
16030-Elections Equipment						
Operations	45,545	45,545	6,092.50	0.00	39,452.50	13.38 %
Department 16030 Totals	45,545	45,545	6,092.50	0.00	39,452.50	13.38 %
584-Tax Assessor Elections Service Contract Fund						
16040-Elections Services/Contracts						
Salaries/Other Pay/Benefits	4,218	4,218	449.98	0.00	3,768.02	10.67 %



Walker County Budget vs Actual Report
As of the Month Ended 5/31/2024
For the Fiscal Year Ending September 30, 2024
Transactions Posted as of 4:15 PM

Page 12 of 13
6/25/2024
4:15 PM

Account	Original Budget	Revised Budget	Actual	Encumbrances	Variance	Pct to Date
Operations	2,227	2,227	5,746.34	8,314.66	(11,834.00)	631.39 %
Department 16040 Totals	6,445	6,445	6,196.32	8,314.66	(8,065.98)	225.15 %
Fund 584 Totals	6,445	6,445	6,196.32	8,314.66	(8,065.98)	225.15 %
601-Special Prosecution/Civil/Juvenile Fund						
35020-SPU Criminal						
Salaries/Other Pay/Benefits	1,520,542	1,520,542	1,043,188.58	0.00	477,353.42	68.61 %
Department 35020 Totals	1,520,542	1,520,542	1,043,188.58	0.00	477,353.42	68.61 %
35030-SPU - State General Allocation						
Salaries/Other Pay/Benefits	591,085	591,085	371,634.02	0.00	219,450.98	62.87 %
Operations	224,544	224,544	122,361.10	0.00	102,182.90	54.49 %
Capital	35,011	35,011	0.00	30,012.00	4,999.00	85.72 %
Department 35030 Totals	850,640	850,640	493,995.12	30,012.00	326,632.88	61.60 %
35040-SPU Civil Division						
Salaries/Other Pay/Benefits	1,884,192	1,884,192	1,228,339.77	0.00	655,852.23	65.19 %
Operations	1,018,836	1,018,836	669,697.94	0.00	349,138.06	65.73 %
Department 35040 Totals	2,903,028	2,903,028	1,898,037.71	0.00	1,004,990.29	65.38 %
35050-SPU Juvenile Division						
Salaries/Other Pay/Benefits	1,074,880	1,074,880	689,446.27	0.00	385,433.73	64.14 %
Operations	130,788	130,788	60,669.71	0.00	70,118.29	46.39 %
Department 35050 Totals	1,205,668	1,205,668	750,115.98	0.00	455,552.02	62.22 %
Fund 601 Totals	6,479,878	6,479,878	4,185,337.39	30,012.00	2,264,528.61	65.05 %
615-Adult Probation-Basic Services Fund						
50130-Adult Basic Supervision						
Salaries/Other Pay/Benefits	1,440,720	1,494,915	858,532.78	0.00	636,382.22	57.43 %
Operations	147,194	147,622	79,734.89	2,146.97	65,740.14	55.47 %
Capital	80,708	66,204	0.00	0.00	66,204.00	0.00 %
Transfers to Other Funds	36,058	36,058	20,058.86	0.00	15,999.14	55.63 %
Department 50130 Totals	1,704,680	1,744,799	958,326.53	2,146.97	784,325.50	55.05 %
Fund 615 Totals	1,704,680	1,744,799	958,326.53	2,146.97	784,325.50	55.05 %
616-Adult Probation - Court Services Fund						
50150-Adult Court Services						
Salaries/Other Pay/Benefits	200,381	200,381	136,600.73	0.00	63,780.27	68.17 %
Operations	16,808	16,808	9,982.69	0.00	6,825.31	59.39 %
Department 50150 Totals	217,189	217,189	146,583.42	0.00	70,605.58	67.49 %
Fund 616 Totals	217,189	217,189	146,583.42	0.00	70,605.58	67.49 %
617-Adult Probation-Substance Abuse Services Fund						
50170-Adult Substance Abuse Services						
Salaries/Other Pay/Benefits	69,600	69,600	45,478.79	0.00	24,121.21	65.34 %
Operations	54,533	54,533	30,097.16	0.00	24,435.84	55.19 %
Department 50170 Totals	124,133	124,133	75,575.95	0.00	48,557.05	60.88 %
Fund 617 Totals	124,133	124,133	75,575.95	0.00	48,557.05	60.88 %



Walker County Budget vs Actual Report
As of the Month Ended 5/31/2024
For the Fiscal Year Ending September 30, 2024
Transactions Posted as of 4:15 PM

Page 13 of 13
6/25/2024
4:15 PM

Account	Original Budget	Revised Budget	Actual	Encumbrances	Variance	Pct to Date
618-Adult Probation-Pretrial Diversion						
50190-Adult Pretrial Diversion						
Salaries/Other Pay/Benefits	40,495	40,495	26,219.84	0.00	14,275.16	64.75 %
Operations	1,170	1,170	680.00	0.00	490.00	58.12 %
Department 50190 Totals	41,665	41,665	26,899.84	0.00	14,765.16	64.56 %
Fund 618 Totals	41,665	41,665	26,899.84	0.00	14,765.16	64.56 %
640-Juvenile Grant Fund Title IVE						
36030-Juvenile Title IV-E						
Operations	0	0	8,123.60	0.00	(8,123.60)	∞
Department 36030 Totals	0	0	8,123.60	0.00	(8,123.60)	∞
Fund 640 Totals	0	0	8,123.60	0.00	(8,123.60)	∞
641-Juvenile Grant-State Aid Fund						
36040-Juvenile State/Grant Aid						
Salaries/Other Pay/Benefits	347,984	347,984	217,202.14	0.00	130,781.86	62.42 %
Operations	189,905	189,905	73,841.72	0.00	116,063.28	38.88 %
Department 36040 Totals	537,889	537,889	291,043.86	0.00	246,845.14	54.11 %
Fund 641 Totals	537,889	537,889	291,043.86	0.00	246,845.14	54.11 %
645-Juvenile HGAC Services Grant						
36070-Juvenile HGAC Services Grant						
Operations	0	9,000	8,045.00	0.00	955.00	89.39 %
Department 36070 Totals	0	9,000	8,045.00	0.00	955.00	89.39 %
802-Walker County Public Safety Communications Center						
46500-Walker County Central Dispatch Services						
Salaries/Other Pay/Benefits	1,449,604	1,449,604	779,963.49	0.00	669,640.51	53.81 %
Operations	263,127	263,127	152,428.53	1,822.53	108,875.94	58.62 %
Contingency	62,879	62,879	0.00	0.00	62,879.00	0.00 %
Department 46500 Totals	1,775,610	1,775,610	932,392.02	1,822.53	841,395.45	52.61 %
Fund 802 Totals	1,775,610	1,775,610	932,392.02	1,822.53	841,395.45	52.61 %
Report Totals	58,652,016	70,384,583	36,155,691.27	3,125,309.79	31,103,581.94	55.81 %

Final
\$20,000,000
Walker County, Texas
Certificates of Obligation
Series 2012

Sources & Uses

Dated 06/01/ 2012

Delivered 06/21/2012

Sources of Funds

Par Amount of Bonds	\$20,000,000.00
Reoffering Premium	130,840.40
Accrued Interest from 06/01/2012 to 06/21/2012	32,798.19
Total Sources	\$20,163,638.59

Uses Of Funds

Deposit to Project Fund	\$19,818,693.66
Costs of Issuance	109,000.00
Total Underwriter's Discount (0.521%)	104,136.25
Gross Bond Insurance Premium (36.0 bp)	99,010.49
Deposit to Debt Service Fund	32,798.19
Total Uses	\$20,163,638.59

Final
\$20,000,000
Walker County, Texas
Certificates of Obligation
Series 2012

Debt Service Schedule

Part 1 of 2

Date	Principal	Coupon	Interest	Total P+I	Fiscal Total
06/21/2012	-	-	-	-	-
02/01/2013	-	-	393,578.33	393,578.33	-
08/01/2013	685,000.00	2.000%	295,183.75	980,183.75	-
09/30/2013	-	-	-	-	1,373,762.08
02/01/2014	-	-	288,333.75	288,333.75	-
08/01/2014	800,000.00	2.000%	238,333.75	1,088,333.75	-
09/30/2014	-	-	-	-	1,376,667.50
02/01/2015	-	-	280,333.75	280,333.75	-
08/01/2015	815,000.00	2.000%	280,333.75	1,095,333.75	-
09/30/2015	-	-	-	-	1,375,667.50
02/01/2016	-	-	272,183.75	272,183.75	-
08/01/2016	830,000.00	2.000%	272,183.75	1,102,183.75	-
09/30/2016	-	-	-	-	1,374,367.50
02/01/2017	-	-	263,883.75	263,883.75	-
08/01/2017	845,000.00	2.000%	263,883.75	1,108,883.75	-
09/30/2017	-	-	-	-	1,372,767.50
02/01/2018	-	-	255,433.75	255,433.75	-
08/01/2018	865,000.00	2.000%	255,433.75	1,120,433.75	-
09/30/2018	-	-	-	-	1,375,867.50
02/01/2019	-	-	246,783.75	246,783.75	-
08/01/2019	880,000.00	3.000%	246,783.75	1,126,783.75	-
09/30/2019	-	-	-	-	1,373,567.50
02/01/2020	-	-	233,583.75	233,583.75	-
08/01/2020	910,000.00	3.000%	233,583.75	1,143,583.75	-
09/30/2020	-	-	-	-	1,377,167.50
02/01/2021	-	-	219,933.75	219,933.75	-
08/01/2021	935,000.00	3.000%	219,933.75	1,154,933.75	-
09/30/2021	-	-	-	-	1,374,867.50
02/01/2022	-	-	205,908.75	205,908.75	-
08/01/2022	965,000.00	3.000%	205,908.75	1,170,908.75	-
09/30/2022	-	-	-	-	1,376,817.50
02/01/2023	-	-	191,433.75	191,433.75	-
08/01/2023	990,000.00	3.000%	191,433.75	1,181,433.75	-
09/30/2023	-	-	-	-	1,372,867.50
02/01/2024	-	-	176,583.75	176,583.75	-
08/01/2024	1,020,000.00	3.000%	176,583.75	1,196,583.75	-
09/30/2024	-	-	-	-	1,373,167.50
02/01/2025	-	-	161,283.75	161,283.75	-
08/01/2025	1,055,000.00	3.125%	161,283.75	1,216,283.75	-
09/30/2025	-	-	-	-	1,377,567.50
02/01/2026	-	-	144,799.38	144,799.38	-
08/01/2026	1,085,000.00	3.125%	144,799.38	1,229,799.38	-
09/30/2026	-	-	-	-	1,374,598.76
02/01/2027	-	-	127,846.25	127,846.25	-
08/01/2027	1,120,000.00	3.250%	127,846.25	1,247,846.25	-

Final
\$20,000,000
Walker County, Texas
Certificates of Obligation
Series 2012

Debt Service Schedule

Part 2 of 2

Date	Principal	Coupon	Interest	Total P+I	Fiscal Total
09/30/2027	-	-	-	-	1,375,692.50
02/01/2028	-	-	109,646.25	109,646.25	-
08/01/2028	1,155,000.00	3.375%	109,646.25	1,264,646.25	-
09/30/2028	-	-	-	-	1,374,292.50
02/01/2029	-	-	90,155.63	90,155.63	-
08/01/2029	1,195,000.00	3.375%	90,155.63	1,285,155.63	-
09/30/2029	-	-	-	-	1,375,311.26
02/01/2030	-	-	69,990.00	69,990.00	-
08/01/2030	1,235,000.00	3.500%	69,990.00	1,304,990.00	-
09/30/2030	-	-	-	-	1,374,980.00
02/01/2031	-	-	48,377.50	48,377.50	-
08/01/2031	1,280,000.00	3.700%	48,377.50	1,328,377.50	-
09/30/2031	-	-	-	-	1,376,755.00
02/01/2032	-	-	24,697.50	24,697.50	-
06/01/2032	1,335,000.00	3.700%	16,465.00	1,351,465.00	-
09/30/2032	-	-	-	-	1,376,162.50
Total	\$20,000,000.00	-	\$7,502,914.60	\$27,502,914.60	-

**Yield
Statistics**

Accrued interest from 06/01/2012 to 06/21/2012	\$32,798.19
Bond Year Dollars	\$232,960.83
Average Life	11.648 Years
Average Coupon	3.2206764%
Net Interest Cost (NIC)	3.2092135%
True Interest Cost (TIC)	3.1782981%
Bond Yield for Arbitrage Purposes	3.1755617%
All Inclusive Cost (AIC)	3.2901900%

Final
\$20,000,000
Walker County, Texas
Certificates of Obligation
Series 2012

Debt Service Schedule

Date	Principal	Coupon	Interest	Total P+I
09/30/2012	-	-	-	-
09/30/2013	685,000.00	2.000%	688,762.08	1,373,762.08
09/30/2014	800,000.00	2.000%	576,667.50	1,376,667.50
09/30/2015	815,000.00	2.000%	560,667.50	1,375,667.50
09/30/2016	830,000.00	2.000%	544,367.50	1,374,367.50
09/30/2017	845,000.00	2.000%	527,767.50	1,372,767.50
09/30/2018	865,000.00	2.000%	510,867.50	1,375,867.50
09/30/2019	880,000.00	3.000%	493,567.50	1,373,567.50
03/30/2020	910,000.00	3.000%	467,167.50	1,377,167.50
09/30/2021	935,000.00	3.000%	439,867.50	1,374,867.50
09/30/2022	965,000.00	3.000%	411,817.50	1,376,817.50
09/30/2023	990,000.00	3.000%	382,867.50	1,372,867.50
09/30/2024	1,020,000.00	3.000%	353,167.50	1,373,167.50
09/30/2025	1,055,000.00	3.125%	322,567.50	1,377,567.50
09/30/2026	1,085,000.00	3.125%	289,598.76	1,374,598.76
09/30/2027	1,120,000.00	3.250%	255,692.50	1,375,692.50
09/30/2028	1,155,000.00	3.375%	219,292.50	1,374,292.50
09/30/2029	1,195,000.00	3.375%	180,311.26	1,375,311.26
09/30/2030	1,235,000.00	3.500%	139,980.00	1,374,980.00
09/30/2031	1,280,000.00	3.700%	96,755.00	1,376,755.00
09/30/2032	1,135,000.00	3.700%	41,162.50	1,376,162.50
Total	\$20,000,000.00	-	\$7,502,914.60	\$27,502,914.60

Yield Statistics

Accrued interest from 06/01/2012 to 06/21/2012	\$32,798.19
Bond Year Dollars	\$232,960.83
Average Life	11.648 Years
Average Coupon	3.2206764%
Net Interest Cost (NIC)	3.2092135%
True Interest Cost (TIC)	3.1782981%
Bond Yield for Arbitrage Purposes	3.1755617%
All Inclusive Cost (AIC)	3.2901900%

Final

\$20,000,000

Walker County, Texas

Certificates of Obligation

Series 2012

Pricing Summary

Maturity	Type of Bond	Coupon	Yield	Maturity Value	Price	Total P+I
08/01/2013	Serial Coupon	2.000%	0.520%	685,000.00	101.637%	696,213.45
08/01/2014	Serial Coupon	2.000%	0.730%	800,000.00	102.655%	821,240.00
08/01/2015	Serial Coupon	2.000%	0.960%	815,000.00	103.179%	840,908.85
08/01/2016	Serial Coupon	2.000%	1.200%	830,000.00	103.199%	856,551.70
08/01/2017	Serial Coupon	2.000%	1.480%	845,000.00	102.550%	866,547.50
08/01/2018	Serial Coupon	2.000%	1.740%	865,000.00	101.500%	877,975.00
08/01/2019	Serial Coupon	3.000%	1.990%	880,000.00	106.665%	938,652.00
08/01/2020	Serial Coupon	3.000%	2.290%	910,000.00	105.227%	957,565.70
08/01/2021	Serial Coupon	3.000%	2.550%	935,000.00	103.636%	968,996.60
08/01/2022	Serial Coupon	3.000%	2.750%	965,000.00	102.191%	986,143.15
08/01/2023	Serial Coupon	3.000%	2.940%	990,000.00	100.519%	995,138.10
08/01/2024	Serial Coupon	3.000%	3.100%	1,020,000.00	98.994%	1,009,738.80
08/01/2025	Serial Coupon	3.125%	3.200%	1,055,000.00	99.199%	1,046,549.45
08/01/2026	Serial Coupon	3.125%	3.280%	1,085,000.00	98.258%	1,066,099.30
08/01/2027	Serial Coupon	3.250%	3.360%	1,120,000.00	98.702%	1,105,462.40
08/01/2028	Serial Coupon	3.375%	3.440%	1,155,000.00	99.198%	1,145,736.90
08/01/2029	Serial Coupon	3.375%	3.530%	1,195,000.00	98.109%	1,171,327.05
08/01/2030	Serial Coupon	3.500%	3.620%	1,235,000.00	98.413%	1,215,400.55
08/01/2031	Serial Coupon	3.700%	3.810%	1,280,000.00	98.513%	1,260,966.40
06/01/2032	Serial Coupon	3.700%	3.870%	1,335,000.00	97.650%	1,303,627.50
Total	-	-	-	\$20,000,000.00	-	\$20,130,840.40

c - Priced to the 8/1/2022 par call

Bid Information

Par Amount of Bonds	\$20,000,000.00
Reoffering Premium or (Discount)	130,840.40
Gross Production	\$20,130,840.40
Total Underwriter's Discount (0.521%)	(\$104,136.25)
Bid (100.134%)	20,026,704.15
Accrued Interest from 06/01/2012 to 06/21/2012	32,798.19
Total Purchase Price	\$20,059,502.34
Bond Year Dollars	\$232,960.83
Average Life	11.648 Years
Average Coupon	3.2206764%
Net Interest Cost (NIC)	3.2092135%
True Interest Cost (TIC)	3.1782981%

Crews & Associates, Inc.

Capital Markets Group

Page 5