



*Financial Information  
For the Month Ended March 31, 2021  
Posted Transactions as of May 4, 2021*

Prepared by:  
Patricia Allen  
County Auditor

*Information is presented based on ledger balances and entries posted thru May 4, 2021 for the month ended March 31, 2021, for the fiscal year ending September 30, 2021. This is unaudited information. There are accrual and adjusting entries that have not been posted*

*As required Local Government Code 114.024*

## *Table of Contents*

Fund Balance - Summary of Revenues, Expenditures and Net Transfers to Date	..... 3
Cash and Investments Report	..... 4
Cash and Investments – Agency Funds Maintained by Elected Officials	..... 5
Balance Sheet by Fund	..... 6
Sales Tax Revenue – Comparison by Month and Fiscal Year	..... 20
Weigh Station Revenues – Comparison by Month and Fiscal Year	..... 21
Revenues - Budget vs Actual	..... 22
Expenditures by Category - Budget vs Actual	..... 44
Outstanding Debt – 2012 Certificates of Obligation	..... 63



**Summary of Revenues, Expenditures and Net Transfers to Date  
As of the Month Ended March 31, 2021  
Transactions Posted As of May 04, 2021  
For the Fiscal Year Ending September 30, 2021**

<b>Ledger Balances</b>	<b>Fund Balance Fiscal Yr Begin</b>	<b>Revenues To Date</b>	<b>Expenditures To Date</b>	<b>Net Transfers Between Funds</b>	<b>Fund Balance This Date</b>
<b>Operating</b>					
101 - General Fund	\$ 11,645,297.33	\$ 20,397,379.91	\$ 10,727,553.46	\$ (861,755.00)	\$ 20,453,368.78
192 - Debt Service Fund	\$ 259,009.43	\$ 1,341,080.64	\$ 219,933.77	\$ -	\$ 1,380,156.30
220 - Road & Bridge	\$ 3,917,214.34	\$ 4,559,751.93	\$ 3,663,128.48	\$ 300,000.00	\$ 5,113,837.79
301 - Walker County EMS Fund	\$ 1,119,313.44	\$ 1,415,496.39	\$ 2,015,196.84	\$ 561,755.00	\$ 1,081,367.99
180 - Public Safety Seized Money Fund	\$ -	\$ -	\$ -	\$ -	\$ -
185 - General Fund - Healthy County Initiative Fund	\$ 19,384.93	\$ 277.29	\$ -	\$ -	\$ 19,662.22
	<b>16,960,219.47</b>	<b>27,713,986.16</b>	<b>16,625,812.55</b>	<b>-</b>	<b>\$ 28,048,393.08</b>
<b>Projects</b>					
105 - General Projects Fund	\$ 2,101,264.62	\$ 1,201.96	\$ 62,994.94	\$ -	\$ 2,039,471.64
119 - Covid 19 Relief Fund	\$ -	\$ -	\$ -	\$ -	\$ -
<b>Grants/Other Funds</b>					
460 - Affordable Housing Initiatives	\$ -	\$ -	\$ -	\$ -	\$ -
473 - SO Auto Task Force Grant	\$ -	\$ 32,941.58	\$ 35,879.18	\$ -	\$ (2,937.60)
474 - CDA Victims Assistance Grant	\$ -	\$ 8,702.12	\$ 28,423.93	\$ -	\$ (19,721.81)
475 - CDA Prosecutor Grant	\$ -	\$ -	\$ -	\$ -	\$ -
481 - Jag Grants	\$ -	\$ 5,206.00	\$ 5,206.00	\$ -	\$ -
482 - HGAC Fund	\$ -	\$ -	\$ 1,877.86	\$ -	\$ (1,877.86)
483 - HAVA Fund	\$ -	\$ 32,348.83	\$ 7,882.37	\$ -	\$ 24,466.46
485 - Grants - HomeLand Security	\$ -	\$ -	\$ -	\$ -	\$ -
486 - Community Development Block Grant	\$ -	\$ -	\$ -	\$ -	\$ -
488 - CDBG Grant	\$ -	\$ 114,103.08	\$ 114,103.08	\$ -	\$ -
489 - CDBG Grant - Fire Protection Fund	\$ -	\$ -	\$ -	\$ -	\$ -
511 - County Records Management and Preservation	\$ 3,560.49	\$ 6,083.51	\$ -	\$ -	\$ 9,644.00
512 - County Records Preservation II Fund	\$ 64,553.93	\$ 6,088.86	\$ -	\$ -	\$ 70,642.79
515 - County Clerk Records Management and Preserv	\$ 614,680.02	\$ 60,657.65	\$ 2,817.72	\$ -	\$ 672,519.95
516 - County Clerk Records Archive Fund	\$ 191,769.82	\$ 57,347.55	\$ -	\$ -	\$ 249,117.37
518 - District Clerk Records Preservation	\$ 11,960.74	\$ 2,028.59	\$ -	\$ -	\$ 13,989.33
519 - District Clerk Rider Fund	\$ 32,224.77	\$ 6,011.99	\$ 3,508.35	\$ -	\$ 34,728.41
520 - District Clerk Archive Fund	\$ 3,252.14	\$ 974.68	\$ -	\$ -	\$ 4,226.82
523 - County Jury Fee Fund	\$ -	\$ 4,072.88	\$ 738.00	\$ -	\$ 3,334.88
525 - Court Reporter Services Fund	\$ 610.46	\$ 7,812.41	\$ 2,062.00	\$ -	\$ 6,360.87
526 - County Law Library Fund	\$ 4,074.92	\$ 17,887.86	\$ 6,865.34	\$ -	\$ 15,097.44
536 - Courthouse Security Fund	\$ 16,939.50	\$ 16,965.02	\$ 33,123.75	\$ -	\$ 780.77
537 - Justice Courts Security Fund	\$ 47,862.36	\$ 2,377.02	\$ -	\$ -	\$ 50,239.38
538 - JP Truancy Prevention and Diversion	\$ 7,543.10	\$ 8,242.96	\$ -	\$ -	\$ 15,786.06
539 - County Speciality Court Programs	\$ 1,537.51	\$ 1,529.23	\$ -	\$ -	\$ 3,066.74
550 - Justice Courts Technology Fund	\$ 86,076.54	\$ 8,043.78	\$ 16,125.04	\$ -	\$ 77,995.28
551 - County and District Courts Technology Fund	\$ 6,722.17	\$ 597.20	\$ 4,639.44	\$ -	\$ 2,679.93
552- Child Abuse Prevention Fund	\$ 632.60	\$ 232.05	\$ -	\$ -	\$ 864.65
560 - District Attorney Prosecutors Supplement Fund	\$ -	\$ 14,307.53	\$ 5,217.03	\$ -	\$ 9,090.50
561 - Pretrial Intervention Program Fund	\$ 93,408.42	\$ 16,802.95	\$ 7,178.88	\$ -	\$ 103,032.49
562 - District Attorney Forfeiture Fund	\$ 180,865.03	\$ 29,180.20	\$ 2,635.50	\$ -	\$ 207,409.73
563 - District Attorney Hot Check Fee Fund	\$ 2,396.03	\$ 549.15	\$ 1,067.00	\$ -	\$ 1,878.18
574 - Sheriff Forfeiture Fund	\$ 422,591.42	\$ 30,562.70	\$ 16,276.00	\$ -	\$ 436,878.12
576 - Sheriff Inmate Medical Fund	\$ 47,158.36	\$ 2,057.60	\$ -	\$ -	\$ 49,215.96
577 - DOJ-Equitable Sharing Fund	\$ 403,564.33	\$ 171.10	\$ -	\$ -	\$ 403,735.43
583 - Elections Equipment Fund	\$ 9,815.25	\$ 15,871.96	\$ 44,045.00	\$ -	\$ (18,357.79)
584 - Tax Assessor Elections Service Contract Fund	\$ 40,519.48	\$ 14,084.08	\$ -	\$ -	\$ 54,603.56
589 - Tax Assessor Special Inventory Fee Fund	\$ 96.52	\$ -	\$ -	\$ -	\$ 96.52
601 - SPU Civil/Criminal/Juvenile Grant/Allocations	\$ -	\$ 2,129,286.80	\$ 2,289,421.42	\$ -	\$ (160,134.62)
640 - Juvenile Grant Fund (Title IV E)	\$ 97,164.11	\$ 35.34	\$ 432.00	\$ -	\$ 96,767.45
641 - Juvenile Grant State Aid Fund	\$ -	\$ 123,684.53	\$ 95,980.08	\$ -	\$ 27,704.45
643 - Juvenile Grant-Commitment Reduction Fund	\$ -	\$ 19,235.00	\$ 9,880.00	\$ -	\$ 9,355.00
644 - Juvenile Medical Grant	\$ -	\$ 19,712.59	\$ 15,695.22	\$ -	\$ 4,017.37
645 - Juvenile HGAC Services Grant	\$ -	\$ -	\$ -	\$ -	\$ -
646 - Juvenile Grant - PrePost Adjudication	\$ -	\$ 2,071.00	\$ 7,837.00	\$ -	\$ (5,766.00)
647 - Juvenile Grant - Community Services	\$ -	\$ 59,198.52	\$ 45,659.06	\$ -	\$ 13,539.46
648 - Juvenile Grant - Regionalization	\$ -	\$ -	\$ -	\$ -	\$ -
615 - Adult Probation-Basic Services Fund	\$ 300,255.50	\$ 649,802.73	\$ 557,316.59	\$ -	\$ 392,741.64
616 - Adult Probation-Court Services Fund	\$ -	\$ 153,512.77	\$ 83,609.49	\$ -	\$ 69,903.28
617 - Adult Probation-Substance Abuse Services Fund	\$ -	\$ 82,407.46	\$ 52,805.84	\$ -	\$ 29,601.62
618 - Adult Probation-Pretrial Diversion	\$ -	\$ 25,288.79	\$ 17,564.81	\$ -	\$ 7,723.98
701 - Retiree Health Insurance Fund	\$ 1,891,344.23	\$ 985.83	\$ -	\$ -	\$ 1,892,330.06
801 - Sheriff Commissary Fund	\$ 116,907.88	\$ 89,298.92	\$ 13,827.35	\$ -	\$ 192,379.45
802 - Walker County Public Safety Communications Center	\$ 1,059,455.57	\$ 690,326.66	\$ 714,828.75	\$ -	\$ 1,034,953.48
810 - Agency Fund - LEOSE Training Funds	\$ -	\$ -	\$ -	\$ -	\$ -
820 - CERTZ #1	\$ -	\$ -	\$ -	\$ -	\$ -
	<b>5,759,543.20</b>	<b>4,568,689.06</b>	<b>4,244,529.08</b>	<b>-</b>	<b>6,083,703.18</b>
	<b>\$ 24,821,027.29</b>	<b>\$ 32,283,877.18</b>	<b>\$ 20,933,336.57</b>	<b>\$ -</b>	<b>\$ 36,171,567.90</b>



**Cash and Investments Report**  
**For the Month Ended March 31, 2021**  
**Transactions Posted as of May 04, 2021**  
**For the Fiscal Year Ending September 30, 2021**

	Other Bank					
	Cash	Accounts	Texpool	MBIA	Wells Fargo	Total
<b>Operating</b>						
101 - General Fund	\$ 2,021,369.97	\$ 118,319.49	\$11,504,579.80	\$ 1,193,743.56	\$5,899,132.37	\$20,737,145.19
192 - Debt Service Fund	1,145,247.56	-	221,885.74	-	-	\$ 1,367,133.30
220 - Road & Bridge	1,610,167.98	-	3,782,425.49	107.58	-	\$ 5,392,701.05
301 - Walker County EMS Fund	109,207.92	22,220.76	438,377.02	60,577.31	161,060.37	\$ 791,443.38
180 - Public Safety Seized Money Fund	-	-	289,968.66	-	-	\$ 289,968.66
185 - General Fund - Healthy County Initiative Fu	1,781.85	-	17,880.08	-	-	\$ 19,661.93
	<b>4,887,775.28</b>	<b>140,540.25</b>	<b>16,255,116.79</b>	<b>1,254,428.45</b>	<b>6,060,192.74</b>	<b>28,598,053.51</b>
<b>Projects</b>						
105 - General Projects Fund	(3,179.20)	-	919,144.98	804,820.59	324,976.26	2,045,762.63
119- Covid 19 Relief Fund	-	-	-	-	-	-
<b>Grants/Other Funds</b>						
460 - Affordable Housing Initiatives	-	-	-	-	-	-
473- SO Auto Task Force Grant	(14,840.72)	-	-	-	-	(14,840.72)
474 - CDA Victims Grant	(19,721.81)	-	-	-	-	(19,721.81)
475 - CDA Prosecutor Grant	-	-	-	-	-	-
481 - Jag Grants	-	-	-	-	-	-
482 - HGAC Grants	-	-	-	-	-	-
483 - HAVA Fund	24,466.46	-	-	-	-	24,466.46
484 - Grants - Other Funds	0.00	-	-	-	-	-
485 - Grants Homeland Security	0.00	-	-	-	-	-
488 - CDBG Grants	32,600.88	-	-	-	-	32,600.88
489 - CDBG Grant - Fire Protection	0.00	-	-	-	-	-
511 - County Records Management and Preserv	9,644.00	-	-	-	-	9,644.00
512 - County Records Preservation II Fund	9,255.95	-	61,386.84	-	-	70,642.79
515 - County Clerk Records Management and Pr	98,074.31	-	508,101.92	66,343.72	-	672,519.95
516 - County Clerk Records Archive Fund	107,686.85	-	55,542.71	85,887.81	-	249,117.37
518 - District Clerk Records Preservation	8,985.67	-	5,003.66	-	-	13,989.33
519 - District Clerk Rider Fund	5,359.92	-	29,368.49	-	-	34,728.41
520 - District Clerk Archive Fund	4,226.82	-	-	-	-	4,226.82
523 - County Jury Fee Fund	3,334.88	-	-	-	-	3,334.88
525 - Court Reporter Services Fund	6,360.87	-	-	-	-	6,360.87
526 - County Law Library Fund	15,285.44	-	-	-	-	15,285.44
536 - Courthouse Security Fund	780.77	-	-	-	-	780.77
537 - Justice Courts Security Fund	4,596.17	-	45,643.21	-	-	50,239.38
538 - JP Truancy Prevention and Diversion	11,839.64	-	3,946.42	-	-	15,786.06
539 - County Specialty Court Revenues Fund	2,271.61	-	795.13	-	-	3,066.74
540 - Fire Suppression-US Forest Service Fund	0.00	-	17,354.47	-	-	17,354.47
550 - Justice Courts Technology Fund	3,343.81	-	74,651.47	-	-	77,995.28
551 - County and District Courts Technology Fun	5,605.36	-	1,021.15	-	-	6,626.51
552 - Child Abuse Prevention Fund	864.65	-	-	-	-	864.65
560 - District Attorney Prosecutors Supplement F	10,594.53	-	-	-	-	10,594.53
561 - Pretrial Intervention Program Fund	22,889.91	-	80,142.58	-	-	103,032.49
562 - District Attorney Forfeiture Fund	42,316.18	-	165,093.55	-	-	207,409.73
563 - District Attorney Hot Check Fee Fund	2,475.82	-	-	-	-	2,475.82
574 - Sheriff Forfeiture Fund	29,296.64	865.25	409,204.36	-	-	439,366.25
576 - Sheriff Inmate Medical Fund	3,897.53	-	45,318.43	-	-	49,215.96
577 - DOJ-Equitable Sharing Fund	0.00	-	379,766.08	23,969.35	-	403,735.43
583 - Elections Equipment Fund	(18,357.79)	-	-	-	-	(18,357.79)
584 - Tax Assessor Elections Service Contract Fur	18,586.92	-	36,016.64	-	-	54,603.56
589 - Tax Assessor Special Inventory Fee Fund	80.16	-	16.36	-	-	96.52
601 - SPU Civil/Criminal/Juvenile Grant/Allocatio	(578,697.14)	-	-	-	-	(578,697.14)
640 - Juvenile Grant Fund (Title IVE)	10,123.58	-	86,643.87	-	-	96,767.45
641 - Juvenile Grant State Aid Fund	27,704.45	-	-	-	-	27,704.45
643 - Juvenile Grant-Commitment Reduction Fui	9,490.00	-	-	-	-	9,490.00
644 - Juvenile Medical Fund Grant	4,017.37	-	-	-	-	4,017.37
645 - Juvenile Services - HGAC Grant	0.00	-	-	-	-	-
646 - Juvenile Grant - PrePost Adjudication	(5,766.00)	-	-	-	-	(5,766.00)
647 - Juvenile Grant - Community Programs	13,539.46	-	-	-	-	13,539.46
648 - Juvenile Grant - Regionalization	0.00	-	-	-	-	-
701 - Retiree Health Insurance Fund	0.00	-	686,833.46	1,205,496.60	-	1,892,330.06
<b>County Treasurer Agency Funds</b>						
615 - Adult Probation-Basic Services Fund	244,829.02	30.00	34,083.65	115,645.14	-	394,587.81
616 - Adult Probation-Court Services Fund	69,903.28	-	-	-	-	69,903.28
617 - Adult Probation-Substance Abuse Services I	30,469.19	-	-	-	-	30,469.19
618 - Pretrial Diversion	7,723.98	-	-	-	-	7,723.98
801 - Sheriff Commissary Fund	114,344.61	-	62,425.34	-	-	176,769.95
802 - Walker County Public Safety Communicati	203,271.61	-	832,355.33	-	-	1,035,626.94
810 - Agency Fund - LEOSE Training Funds	55,336.26	-	-	-	-	55,336.26
820 - CERTZ #1	74.84	-	-	-	-	74.84
	<b>638,165.94</b>	<b>895.25</b>	<b>3,620,715.12</b>	<b>1,497,342.62</b>	<b>0.00</b>	<b>5,757,118.93</b>
	<b>\$ 5,522,762.02</b>	<b>\$ 141,435.50</b>	<b>\$20,794,976.89</b>	<b>\$ 3,556,591.66</b>	<b>\$6,385,169.00</b>	<b>\$36,400,935.07</b>



**Cash and Investments Report**  
**As of March 31, 2021**  
 Transactions Posted as of May 04, 2021

	Cash	ICT	Certificates of Deposit	Total
<b>Agency Funds Maintained by the Department (Balance as of Last Date Reported by the Department)</b>				
850 Agency Fund - County Clerk	\$ 1,891,618.61	\$ 463,476.17	\$ -	\$ 2,355,094.78
851 Agency Fund - District Clerk	\$ 740,436.32	\$ -	\$ 626,988.12	\$ 1,367,424.44
852 Agency Fund - Criminal District Attorney	\$ 1,863.69	\$ -	\$ -	\$ 1,863.69
853 Agency Fund - Tax Assessor	\$ 2,558,407.69	\$ -	\$ -	\$ 2,558,407.69
854 Agency Fund - Sheriff	\$ 96,415.96	\$ -	\$ -	\$ 96,415.96
855 Agency Fund - Juvenile	\$ 2,422.30	\$ -	\$ -	\$ 2,422.30
856 Agency Fund - County Treasurer Jury	\$ 1.68	\$ -	\$ -	\$ 1.68
857 Agency Fund - Justice of Peace Precinct 4	\$ 18,888.30	\$ -	\$ -	\$ 18,888.30
858 Agency Fund - Adult Probation	\$ 2,853.80	\$ -	\$ -	\$ 2,853.80
	<u>\$ 5,312,908.35</u>	<u>\$ 463,476.17</u>	<u>\$ 626,988.12</u>	<u>\$ 6,403,372.64</u>



Walker County, Texas  
Financial Information-Ledger Balances  
Balance Sheet Accounts  
and Changes in Fund Balance  
Unadjusted and Unaudited Information  
As of the Month Ended March 31, 2021  
For the Fiscal Year Ending September 30, 2021

Posted as of May 04, 2021

	101	180	192	220
	General Fund	Seizure Fund	Debt Service	Road and Bridge
<b>Assets</b>				
Cash Disbursement Accounts	2,021,369.97	\$ -	\$ 1,145,247.56	\$ 1,610,167.98
Cash in Bank - Other than Disbursement Accounts	118,319.49	\$ -	\$ -	\$ -
Cash Equivalent Texpool	11,504,579.80	289,968.66	221,885.74	3,782,425.49
Cash Equivalent MBIA	1,193,743.56	-	-	107.58
Cash Equivalent DWS	-	-	-	-
Cash Equivalent - Wells Fargo	5,899,132.37	-	-	-
Cash Equivalent Deferred Revenue	-	-	-	-
Certificate of Deposit	-	-	-	-
Cash Other	-	-	-	-
Taxes Receivable	1,117,685.84	-	81,269.59	-
Accounts Receivable/Billings to Others	92,918.31	-	-	-
Accounts Receivable - EMS Billings	-	-	-	-
Due from Other Funds	-	-	-	-
Due from Others	132,195.07	-	-	-
Due from Other Governments	778,575.02	-	-	(17,366.20)
Prepaid Expenditures	40,986.00	-	-	-
<b>Total Assets</b>	<b>22,899,505.43</b>	<b>289,968.66</b>	<b>1,448,402.89</b>	<b>5,375,334.85</b>
<b>Liabilities</b>				
Accounts Payable	398,377.04	-	-	243,010.01
Retainage Payable	-	-	-	-
Due to Other Governments/State Agencies	186,792.24	-	-	-
Due to Other Funds	-	-	-	-
Due to Others	130,943.34	289,968.66	-	-
Payroll, Accrued Payroll and Employee Benefits Payable	790,441.19	-	-	-
Deferred Revenues	939,582.84	-	68,246.59	18,487.05
Agency Accounts Due to Others	-	-	-	-
<b>Total Liabilities</b>	<b>2,446,136.65</b>	<b>289,968.66</b>	<b>68,246.59</b>	<b>261,497.06</b>
<b>Fund Balance Information</b>				
Total Revenues-Fiscal Year to date	20,397,379.91	-	1,341,080.64	4,559,751.93
Total Expenses-Fiscal Year to date	(10,727,553.46)	(.00)	(219,933.77)	(3,663,128.48)
<b>Excess (Deficit) of Revenues Over (Under) Expenditures</b>	<b>9,669,826.45</b>	<b>-</b>	<b>1,121,146.87</b>	<b>896,623.45</b>
<b>Other Sources (Uses) of Funds</b>				
Transfers In From Other Funds	-	-	-	300,000.00
Transfers to Other Funds	(861,755.00)	(.00)	(.00)	(.00)
Issue of Certificates of Obligation	-	-	-	-
<b>Total Other Financing Sources (Uses)</b>	<b>(861,755.00)</b>	<b>-</b>	<b>-</b>	<b>300,000.00</b>
Net Change in Fund Balance-Fiscal Year to Date	8,808,071.45	-	1,121,146.87	1,196,623.45
Fund Balance at Beginning of Year	11,645,297.33	-	259,009.43	3,917,214.34
<b>Fund Balance End of Reporting Period</b>	<b>20,453,368.78</b>	<b>-</b>	<b>1,380,156.30</b>	<b>5,113,837.79</b>
<b>Total Liabilities and Fund Balance</b>	<b>\$ 22,899,505.43</b>	<b>\$ 289,968.66</b>	<b>\$ 1,448,402.89</b>	<b>\$ 5,375,334.85</b>



Posted as of May 04, 2021

	301	105	119	756
	EMS	General Projects	Covid 19 Relief Fund	Jail Project
<b>Assets</b>				
Cash Disbursement Accounts	\$ 109,207.92	\$ (3,179.20)	\$ -	\$ -
Cash in Bank - Other than Disbursement Accounts	\$ 22,220.76	\$ -	\$ -	\$ -
Cash Equivalent Texpool	438,377.02	919,144.98	-	-
Cash Equivalent MBIA	60,577.31	804,820.59	-	-
Cash Equivalent DWS	-	-	-	-
Cash Equivalent - Wells Fargo	161,060.37	324,976.26	-	-
Cash Equivalent Deferred Revenue	-	-	-	-
Certificate of Deposit	-	-	-	-
Cash Other	-	-	-	-
Taxes Receivable	-	-	-	-
Accounts Receivable/Billings to Others	-	-	-	-
Accounts Receivable - EMS Billings	448,482.52	-	-	-
Due from Other Funds	-	-	-	-
Due from Others	86.53	-	-	-
Due from Other Governments	-	-	-	-
Prepaid Expenditures	-	-	-	-
<b>Total Assets</b>	<b>1,240,012.43</b>	<b>2,045,762.63</b>	<b>-</b>	<b>-</b>
<b>Liabilities</b>				
Accounts Payable	13,097.44	6,290.99	-	-
Retainage Payable	-	-	-	-
Due to Other Governments/State Agencies	-	-	-	-
Due to Other Funds	-	-	-	-
Due to Others	-	-	-	-
Payroll, Accrued Payroll and Employee Benefits Payable	-	-	-	-
Deferred Revenues	145,547.00	-	-	-
Agency Accounts Due to Others	-	-	-	-
<b>Total Liabilities</b>	<b>158,644.44</b>	<b>6,290.99</b>	<b>-</b>	<b>-</b>
<b>Fund Balance Information</b>				
Total Revenues-Fiscal Year to date	1,415,496.39	1,201.96	-	-
Total Expenses-Fiscal Year to date	(2,015,196.84)	(62,994.94)	(.00)	(.00)
<b>Excess (Deficit) of Revenues Over (Under) Expenditures</b>	<b>(599,700.45)</b>	<b>(61,792.98)</b>	<b>-</b>	<b>-</b>
<b>Other Sources (Uses) of Funds</b>				
Transfers In From Other Funds	561,755.00	-	-	-
Transfers to Other Funds	(.00)	(.00)	(.00)	(.00)
Issue of Certificates of Obligation	-	-	-	-
<b>Total Other Financing Sources (Uses)</b>	<b>561,755.00</b>	<b>-</b>	<b>-</b>	<b>-</b>
Net Change in Fund Balance-Fiscal Year to Date	(37,945.45)	(61,792.98)	-	-
Fund Balance at Beginning of Year	1,119,313.44	2,101,264.62	-	-
<b>Fund Balance End of Reporting Period</b>	<b>1,081,367.99</b>	<b>2,039,471.64</b>	<b>-</b>	<b>-</b>
<b>Total Liabilities and Fund Balance</b>	<b>\$ 1,240,012.43</b>	<b>\$ 2,045,762.63</b>	<b>\$ -</b>	<b>\$ -</b>



Posted as of May 04, 2021

	511 County Records	512 County Records II -Digitize	515 County Clerk Records	516 County Clerk Archive Fund
<b>Assets</b>				
Cash Disbursement Accounts	\$ 9,644.00	\$ 9,255.95	\$ 98,074.31	\$ 107,686.85
Cash in Bank - Other than Disbursement Accounts	\$ -	\$ -	\$ -	\$ -
Cash Equivalent Texpool	-	61,386.84	508,101.92	55,542.71
Cash Equivalent MBIA	-	-	66,343.72	85,887.81
Cash Equivalent DWS	-	-	-	-
Cash Equivalent - Wells Fargo	-	-	-	-
Cash Equivalent Deferred Revenue	-	-	-	-
Certificate of Deposit	-	-	-	-
Cash Other	-	-	-	-
Taxes Receivable	-	-	-	-
Accounts Receivable/Billings to Others	-	-	-	-
Accounts Receivable - EMS Billings	-	-	-	-
Due from Other Funds	-	-	-	-
Due from Others	-	-	-	-
Due from Other Governments	-	-	-	-
Prepaid Expenditures	-	-	-	-
<b>Total Assets</b>	<b>9,644.00</b>	<b>70,642.79</b>	<b>672,519.95</b>	<b>249,117.37</b>
<b>Liabilities</b>				
Accounts Payable	-	-	-	-
Retainage Payable	-	-	-	-
Due to Other Governments/State Agencies	-	-	-	-
Due to Other Funds	-	-	-	-
Due to Others	-	-	-	-
Payroll, Accrued Payroll and Employee Benefits Payable	-	-	-	-
Deferred Revenues	-	-	-	-
Agency Accounts Due to Others	-	-	-	-
<b>Total Liabilities</b>	<b>-</b>	<b>-</b>	<b>-</b>	<b>-</b>
<b>Fund Balance Information</b>				
Total Revenues-Fiscal Year to date	6,083.51	6,088.86	60,657.65	57,347.55
Total Expenses-Fiscal Year to date	(.00)	(.00)	(2,817.72)	(.00)
<b>Excess (Deficit) of Revenues Over (Under) Expenditures</b>	<b>6,083.51</b>	<b>6,088.86</b>	<b>57,839.93</b>	<b>57,347.55</b>
<b>Other Sources (Uses) of Funds</b>				
Transfers In From Other Funds	-	-	-	-
Transfers to Other Funds	(.00)	(.00)	(.00)	(.00)
Issue of Certificates of Obligation	-	-	-	-
<b>Total Other Financing Sources (Uses)</b>	<b>-</b>	<b>-</b>	<b>-</b>	<b>-</b>
Net Change in Fund Balance-Fiscal Year to Date	6,083.51	6,088.86	57,839.93	57,347.55
Fund Balance at Beginning of Year	3,560.49	64,553.93	614,680.02	191,769.82
<b>Fund Balance End of Reporting Period</b>	<b>9,644.00</b>	<b>70,642.79</b>	<b>672,519.95</b>	<b>249,117.37</b>
<b>Total Liabilities and Fund Balance</b>	<b>\$ 9,644.00</b>	<b>\$ 70,642.79</b>	<b>\$ 672,519.95</b>	<b>\$ 249,117.37</b>



Posted as of May 04, 2021

	518 District Clerk Records	519 District Clerk Rider Fund	520 District Clerk Archive Fund	523 Jury Fund
<b>Assets</b>				
Cash Disbursement Accounts	\$ 8,985.67	\$ 5,359.92	\$ 4,226.82	\$ 3,334.88
Cash in Bank - Other than Disbursement Accounts	\$ -	\$ -	\$ -	\$ -
Cash Equivalent Texpool	5,003.66	29,368.49	-	-
Cash Equivalent MBIA	-	-	-	-
Cash Equivalent DWS	-	-	-	-
Cash Equivalent - Wells Fargo	-	-	-	-
Cash Equivalent Deferred Revenue	-	-	-	-
Certificate of Deposit	-	-	-	-
Cash Other	-	-	-	-
Taxes Receivable	-	-	-	-
Accounts Receivable/Billings to Others	-	-	-	-
Accounts Receivable - EMS Billings	-	-	-	-
Due from Other Funds	-	-	-	-
Due from Others	-	-	-	-
Due from Other Governments	-	-	-	-
Prepaid Expenditures	-	-	-	-
<b>Total Assets</b>	<b>13,989.33</b>	<b>34,728.41</b>	<b>4,226.82</b>	<b>3,334.88</b>
<b>Liabilities</b>				
Accounts Payable	-	-	-	-
Retainage Payable	-	-	-	-
Due to Other Governments/State Agencies	-	-	-	-
Due to Other Funds	-	-	-	-
Due to Others	-	-	-	-
Payroll, Accrued Payroll and Employee Benefits Payable	-	-	-	-
Deferred Revenues	-	-	-	-
Agency Accounts Due to Others	-	-	-	-
<b>Total Liabilities</b>	<b>-</b>	<b>-</b>	<b>-</b>	<b>-</b>
<b>Fund Balance Information</b>				
Total Revenues-Fiscal Year to date	2,028.59	6,011.99	974.68	4,072.88
Total Expenses-Fiscal Year to date	(.00)	(3,508.35)	(.00)	(738.00)
<b>Excess (Deficit) of Revenues Over (Under) Expenditures</b>	<b>2,028.59</b>	<b>2,503.64</b>	<b>974.68</b>	<b>3,334.88</b>
<b>Other Sources (Uses) of Funds</b>				
Transfers In From Other Funds	-	-	-	-
Transfers to Other Funds	(.00)	(.00)	(.00)	(.00)
Issue of Certificates of Obligation	-	-	-	-
<b>Total Other Financing Sources (Uses)</b>	<b>-</b>	<b>-</b>	<b>-</b>	<b>-</b>
Net Change in Fund Balance-Fiscal Year to Date	2,028.59	2,503.64	974.68	3,334.88
Fund Balance at Beginning of Year	11,960.74	32,224.77	3,252.14	-
<b>Fund Balance End of Reporting Period</b>	<b>13,989.33</b>	<b>34,728.41</b>	<b>4,226.82</b>	<b>3,334.88</b>
<b>Total Liabilities and Fund Balance</b>	<b>\$ 13,989.33</b>	<b>\$ 34,728.41</b>	<b>\$ 4,226.82</b>	<b>\$ 3,334.88</b>



Posted as of May 04, 2021

	525 Court Reporter Service Fund	526 Law Library	536 Courthouse Security	537 Justice Courts Security
<b>Assets</b>				
Cash Disbursement Accounts	\$ 6,360.87	\$ 15,285.44	\$ 780.77	\$ 4,596.17
Cash in Bank - Other than Disbursement Accounts	\$ -	\$ -	\$ -	\$ -
Cash Equivalent Texpool	-	-	-	45,643.21
Cash Equivalent MBIA	-	-	-	-
Cash Equivalent DWS	-	-	-	-
Cash Equivalent - Wells Fargo	-	-	-	-
Cash Equivalent Deferred Revenue	-	-	-	-
Certificate of Deposit	-	-	-	-
Cash Other	-	-	-	-
Taxes Receivable	-	-	-	-
Accounts Receivable/Billings to Others	-	-	-	-
Accounts Receivable - EMS Billings	-	-	-	-
Due from Other Funds	-	-	-	-
Due from Others	-	-	-	-
Due from Other Governments	-	-	-	-
Prepaid Expenditures	-	-	-	-
<b>Total Assets</b>	<b>6,360.87</b>	<b>15,285.44</b>	<b>780.77</b>	<b>50,239.38</b>
<b>Liabilities</b>				
Accounts Payable	-	188.00	-	-
Retainage Payable	-	-	-	-
Due to Other Governments/State Agencies	-	-	-	-
Due to Other Funds	-	-	-	-
Due to Others	-	-	-	-
Payroll, Accrued Payroll and Employee Benefits Payable	-	-	-	-
Deferred Revenues	-	-	-	-
Agency Accounts Due to Others	-	-	-	-
<b>Total Liabilities</b>	<b>-</b>	<b>188.00</b>	<b>-</b>	<b>-</b>
<b>Fund Balance Information</b>				
Total Revenues-Fiscal Year to date	7,812.41	17,887.86	16,965.02	2,377.02
Total Expenses-Fiscal Year to date	(2,062.00)	(6,865.34)	(33,123.75)	(.00)
<b>Excess (Deficit) of Revenues Over (Under) Expenditures</b>	<b>5,750.41</b>	<b>11,022.52</b>	<b>(16,158.73)</b>	<b>2,377.02</b>
<b>Other Sources (Uses) of Funds</b>				
Transfers In From Other Funds	-	-	-	-
Transfers to Other Funds	(.00)	(.00)	(.00)	(.00)
Issue of Certificates of Obligation	-	-	-	-
<b>Total Other Financing Sources (Uses)</b>	<b>-</b>	<b>-</b>	<b>-</b>	<b>-</b>
Net Change in Fund Balance-Fiscal Year to Date	5,750.41	11,022.52	(16,158.73)	2,377.02
Fund Balance at Beginning of Year	610.46	4,074.92	16,939.50	47,862.36
<b>Fund Balance End of Reporting Period</b>	<b>6,360.87</b>	<b>15,097.44</b>	<b>780.77</b>	<b>50,239.38</b>
<b>Total Liabilities and Fund Balance</b>	<b>\$ 6,360.87</b>	<b>\$ 15,285.44</b>	<b>\$ 780.77</b>	<b>\$ 50,239.38</b>



Posted as of May 04, 2021

	538	539	540	550
	JP Truancy	Speciality Court	US Forest	Justice Courts
	Prevention/Diversion	Programs	Fire Suppression	Technology
<b>Assets</b>				
Cash Disbursement Accounts	\$ 11,839.64	\$ 2,271.61	\$ -	\$ 3,343.81
Cash in Bank - Other than Disbursement Accounts	\$ -	\$ -	\$ -	\$ -
Cash Equivalent Texpool	3,946.42	795.13	17,354.47	74,651.47
Cash Equivalent MBIA	-	-	-	-
Cash Equivalent DWS	-	-	-	-
Cash Equivalent - Wells Fargo	-	-	-	-
Cash Equivalent Deferred Revenue	-	-	-	-
Certificate of Deposit	-	-	-	-
Cash Other	-	-	-	-
Taxes Receivable	-	-	-	-
Accounts Receivable/Billings to Others	-	-	-	-
Accounts Receivable - EMS Billings	-	-	-	-
Due from Other Funds	-	-	-	-
Due from Others	-	-	-	-
Due from Other Governments	-	-	-	-
Prepaid Expenditures	-	-	-	-
<b>Total Assets</b>	<b>15,786.06</b>	<b>3,066.74</b>	<b>17,354.47</b>	<b>77,995.28</b>
<b>Liabilities</b>				
Accounts Payable	-	-	17,354.47	-
Retainage Payable	-	-	-	-
Due to Other Governments/State Agencies	-	-	-	-
Due to Other Funds	-	-	-	-
Due to Others	-	-	-	-
Payroll, Accrued Payroll and Employee Benefits Payable	-	-	-	-
Deferred Revenues	-	-	-	-
Agency Accounts Due to Others	-	-	-	-
<b>Total Liabilities</b>	<b>-</b>	<b>-</b>	<b>17,354.47</b>	<b>-</b>
<b>Fund Balance Information</b>				
Total Revenues-Fiscal Year to date	8,242.96	1,529.23	-	8,043.78
Total Expenses-Fiscal Year to date	(.00)	(.00)	(.00)	(16,125.04)
<b>Excess (Deficit) of Revenues Over (Under) Expenditures</b>	<b>8,242.96</b>	<b>1,529.23</b>	<b>-</b>	<b>(8,081.26)</b>
<b>Other Sources (Uses) of Funds</b>				
Transfers In From Other Funds	-	-	-	-
Transfers to Other Funds	(.00)	(.00)	(.00)	(.00)
Issue of Certificates of Obligation	-	-	-	-
<b>Total Other Financing Sources (Uses)</b>	<b>-</b>	<b>-</b>	<b>-</b>	<b>-</b>
Net Change in Fund Balance-Fiscal Year to Date	8,242.96	1,529.23	-	(8,081.26)
Fund Balance at Beginning of Year	7,543.10	1,537.51	-	86,076.54
<b>Fund Balance End of Reporting Period</b>	<b>15,786.06</b>	<b>3,066.74</b>	<b>-</b>	<b>77,995.28</b>
<b>Total Liabilities and Fund Balance</b>	<b>\$ 15,786.06</b>	<b>\$ 3,066.74</b>	<b>\$ 17,354.47</b>	<b>\$ 77,995.28</b>



Posted as of May 04, 2021

	551 County/District Court Technology	552 Child Abuse Prevention Fund	560 Prosecutor Supplement	561 Diversion Fund
<b>Assets</b>				
Cash Disbursement Accounts	\$ 5,605.36	\$ 864.65	\$ 10,594.53	\$ 22,889.91
Cash in Bank - Other than Disbursement Accounts	\$ -	\$ -	\$ -	\$ -
Cash Equivalent Texpool	1,021.15	-	-	80,142.58
Cash Equivalent MBIA	-	-	-	-
Cash Equivalent DWS	-	-	-	-
Cash Equivalent - Wells Fargo	-	-	-	-
Cash Equivalent Deferred Revenue	-	-	-	-
Certificate of Deposit	-	-	-	-
Cash Other	-	-	-	-
Taxes Receivable	-	-	-	-
Accounts Receivable/Billings to Others	-	-	-	-
Accounts Receivable - EMS Billings	-	-	-	-
Due from Other Funds	-	-	-	-
Due from Others	-	-	-	-
Due from Other Governments	-	-	-	-
Prepaid Expenditures	-	-	-	-
<b>Total Assets</b>	<b>6,626.51</b>	<b>864.65</b>	<b>10,594.53</b>	<b>103,032.49</b>
<b>Liabilities</b>				
Accounts Payable	3,946.58	-	1,504.03	-
Retainage Payable	-	-	-	-
Due to Other Governments/State Agencies	-	-	-	-
Due to Other Funds	-	-	-	-
Due to Others	-	-	-	-
Payroll, Accrued Payroll and Employee Benefits Payable	-	-	-	-
Deferred Revenues	-	-	-	-
Agency Accounts Due to Others	-	-	-	-
<b>Total Liabilities</b>	<b>3,946.58</b>	<b>-</b>	<b>1,504.03</b>	<b>-</b>
<b>Fund Balance Information</b>				
Total Revenues-Fiscal Year to date	597.20	232.05	14,307.53	16,802.95
Total Expenses-Fiscal Year to date	(4,639.44)	(.00)	(5,217.03)	(7,178.88)
<b>Excess (Deficit) of Revenues Over (Under) Expenditures</b>	<b>(4,042.24)</b>	<b>232.05</b>	<b>9,090.50</b>	<b>9,624.07</b>
<b>Other Sources (Uses) of Funds</b>				
Transfers In From Other Funds	-	-	-	-
Transfers to Other Funds	(.00)	(.00)	(.00)	(.00)
Issue of Certificates of Obligation	-	-	-	-
<b>Total Other Financing Sources (Uses)</b>	<b>-</b>	<b>-</b>	<b>-</b>	<b>-</b>
Net Change in Fund Balance-Fiscal Year to Date	(4,042.24)	232.05	9,090.50	9,624.07
Fund Balance at Beginning of Year	6,722.17	632.60	-	93,408.42
<b>Fund Balance End of Reporting Period</b>	<b>2,679.93</b>	<b>864.65</b>	<b>9,090.50</b>	<b>103,032.49</b>
<b>Total Liabilities and Fund Balance</b>	<b>\$ 6,626.51</b>	<b>\$ 864.65</b>	<b>\$ 10,594.53</b>	<b>\$ 103,032.49</b>



Posted as of May 04, 2021

	562 District Attorney Forfeiture	563 Hot Check	574 Sheriff Forfeiture	576 Sheriff Inmate Medical
<b>Assets</b>				
Cash Disbursement Accounts	\$ 42,316.18	\$ 2,475.82	\$ 29,296.64	\$ 3,897.53
Cash in Bank - Other than Disbursement Accounts	\$ -	\$ -	\$ 865.25	\$ -
Cash Equivalent Texpool	165,093.55	-	409,204.36	45,318.43
Cash Equivalent MBIA	-	-	-	-
Cash Equivalent DWS	-	-	-	-
Cash Equivalent - Wells Fargo	-	-	-	-
Cash Equivalent Deferred Revenue	-	-	-	-
Certificate of Deposit	-	-	-	-
Cash Other	-	-	-	-
Taxes Receivable	-	-	-	-
Accounts Receivable/Billings to Others	-	-	-	-
Accounts Receivable - EMS Billings	-	-	-	-
Due from Other Funds	-	-	-	-
Due from Others	-	-	-	-
Due from Other Governments	-	-	-	-
Prepaid Expenditures	-	-	-	-
<b>Total Assets</b>	<b>207,409.73</b>	<b>2,475.82</b>	<b>439,366.25</b>	<b>49,215.96</b>
<b>Liabilities</b>				
Accounts Payable	-	597.64	2,488.13	-
Retainage Payable	-	-	-	-
Due to Other Governments/State Agencies	-	-	-	-
Due to Other Funds	-	-	-	-
Due to Others	-	-	-	-
Payroll, Accrued Payroll and Employee Benefits Payable	-	-	-	-
Deferred Revenues	-	-	-	-
Agency Accounts Due to Others	-	-	-	-
<b>Total Liabilities</b>	<b>-</b>	<b>597.64</b>	<b>2,488.13</b>	<b>-</b>
<b>Fund Balance Information</b>				
Total Revenues-Fiscal Year to date	29,180.20	549.15	30,562.70	2,057.60
Total Expenses-Fiscal Year to date	(2,635.50)	(1,067.00)	(16,276.00)	(.00)
<b>Excess (Deficit) of Revenues Over (Under) Expenditures</b>	<b>26,544.70</b>	<b>(517.85)</b>	<b>14,286.70</b>	<b>2,057.60</b>
<b>Other Sources (Uses) of Funds</b>				
Transfers In From Other Funds	-	-	-	-
Transfers to Other Funds	(.00)	(.00)	(.00)	(.00)
Issue of Certificates of Obligation	-	-	-	-
<b>Total Other Financing Sources (Uses)</b>	<b>-</b>	<b>-</b>	<b>-</b>	<b>-</b>
Net Change in Fund Balance-Fiscal Year to Date	26,544.70	(517.85)	14,286.70	2,057.60
Fund Balance at Beginning of Year	180,865.03	2,396.03	422,591.42	47,158.36
<b>Fund Balance End of Reporting Period</b>	<b>207,409.73</b>	<b>1,878.18</b>	<b>436,878.12</b>	<b>49,215.96</b>
<b>Total Liabilities and Fund Balance</b>	<b>\$ 207,409.73</b>	<b>\$ 2,475.82</b>	<b>\$ 439,366.25</b>	<b>\$ 49,215.96</b>



Posted as of May 04, 2021

	577 DOJ Equitable Sharing	583 Election Equipment	584 Election Services Fund	589 Inventory Tax
<b>Assets</b>				
Cash Disbursement Accounts	\$ -	\$ (18,357.79)	\$ 18,586.92	\$ 80.16
Cash in Bank - Other than Disbursement Accounts	\$ -	\$ -	\$ -	\$ -
Cash Equivalent Texpool	379,766.08	-	36,016.64	16.36
Cash Equivalent MBIA	23,969.35	-	-	-
Cash Equivalent DWS	-	-	-	-
Cash Equivalent - Wells Fargo	-	-	-	-
Cash Equivalent Deferred Revenue	-	-	-	-
Certificate of Deposit	-	-	-	-
Cash Other	-	-	-	-
Taxes Receivable	-	-	-	-
Accounts Receivable/Billings to Others	-	-	-	-
Accounts Receivable - EMS Billings	-	-	-	-
Due from Other Funds	-	-	-	-
Due from Others	-	-	-	-
Due from Other Governments	-	-	-	-
Prepaid Expenditures	-	-	-	-
<b>Total Assets</b>	<b>403,735.43</b>	<b>(18,357.79)</b>	<b>54,603.56</b>	<b>96.52</b>
<b>Liabilities</b>				
Accounts Payable	-	-	-	-
Retainage Payable	-	-	-	-
Due to Other Governments/State Agencies	-	-	-	-
Due to Other Funds	-	-	-	-
Due to Others	-	-	-	-
Payroll, Accrued Payroll and Employee Benefits Payable	-	-	-	-
Deferred Revenues	-	-	-	-
Agency Accounts Due to Others	-	-	-	-
<b>Total Liabilities</b>	<b>-</b>	<b>-</b>	<b>-</b>	<b>-</b>
<b>Fund Balance Information</b>				
Total Revenues-Fiscal Year to date	171.10	15,871.96	14,084.08	-
Total Expenses-Fiscal Year to date	(.00)	(44,045.00)	(.00)	(.00)
<b>Excess (Deficit) of Revenues Over (Under) Expenditures</b>	<b>171.10</b>	<b>(28,173.04)</b>	<b>14,084.08</b>	<b>-</b>
<b>Other Sources (Uses) of Funds</b>				
Transfers In From Other Funds	-	-	-	-
Transfers to Other Funds	(.00)	(.00)	(.00)	(.00)
Issue of Certificates of Obligation	-	-	-	-
<b>Total Other Financing Sources (Uses)</b>	<b>-</b>	<b>-</b>	<b>-</b>	<b>-</b>
Net Change in Fund Balance-Fiscal Year to Date	171.10	(28,173.04)	14,084.08	-
Fund Balance at Beginning of Year	403,564.33	9,815.25	40,519.48	96.52
<b>Fund Balance End of Reporting Period</b>	<b>403,735.43</b>	<b>(18,357.79)</b>	<b>54,603.56</b>	<b>96.52</b>
<b>Total Liabilities and Fund Balance</b>	<b>\$ 403,735.43</b>	<b>\$ (18,357.79)</b>	<b>\$ 54,603.56</b>	<b>\$ 96.52</b>



Posted as of May 04, 2021

	590 ERRP Fund	185 Healthy County Initiative	471,472.482 HGAC Grants	486,487.488 CDBG Grants
<b>Assets</b>				
Cash Disbursement Accounts	\$ -	\$ 1,781.85	\$ -	\$ 32,600.88
Cash in Bank - Other than Disbursement Accounts	\$ -	\$ -	\$ -	\$ -
Cash Equivalent Texpool	-	17,880.08	-	-
Cash Equivalent MBIA	-	-	-	-
Cash Equivalent DWS	-	-	-	-
Cash Equivalent - Wells Fargo	-	-	-	-
Cash Equivalent Deferred Revenue	-	-	-	-
Certificate of Deposit	-	-	-	-
Cash Other	-	-	-	-
Taxes Receivable	-	-	-	-
Accounts Receivable/Billings to Others	-	-	-	-
Accounts Receivable - EMS Billings	-	-	-	-
Due from Other Funds	-	-	-	-
Due from Others	-	0.29	-	-
Due from Other Governments	-	-	-	-
Prepaid Expenditures	-	-	-	-
<b>Total Assets</b>	-	<b>19,662.22</b>	-	<b>32,600.88</b>
<b>Liabilities</b>				
Accounts Payable	-	-	1,877.86	32,600.88
Retainage Payable	-	-	-	-
Due to Other Governments/State Agencies	-	-	-	-
Due to Other Funds	-	-	-	-
Due to Others	-	-	-	-
Payroll, Accrued Payroll and Employee Benefits Payable	-	-	-	-
Deferred Revenues	-	-	-	-
Agency Accounts Due to Others	-	-	-	-
<b>Total Liabilities</b>	-	-	<b>1,877.86</b>	<b>32,600.88</b>
<b>Fund Balance Information</b>				
Total Revenues-Fiscal Year to date	-	277.29	-	114,103.08
Total Expenses-Fiscal Year to date	(.00)	(.00)	(1,877.86)	(114,103.08)
<b>Excess (Deficit) of Revenues Over (Under) Expenditures</b>	-	277.29	(1,877.86)	-
<b>Other Sources (Uses) of Funds</b>				
Transfers In From Other Funds	-	-	-	-
Transfers to Other Funds	(.00)	(.00)	(.00)	(.00)
Issue of Certificates of Obligation	-	-	-	-
<b>Total Other Financing Sources (Uses)</b>	-	-	-	-
Net Change in Fund Balance-Fiscal Year to Date	-	277.29	(1,877.86)	-
Fund Balance at Beginning of Year	-	19,384.93	-	-
<b>Fund Balance End of Reporting Period</b>	-	<b>19,662.22</b>	<b>(1,877.86)</b>	-
<b>Total Liabilities and Fund Balance</b>	<b>\$ -</b>	<b>\$ 19,662.22</b>	<b>\$ -</b>	<b>\$ 32,600.88</b>



Posted as of May 04, 2021

	489 Fire Protection Grant	481.483.484.473.474 Other Grants	485 Homeland Security Grants	601 SPU Grants Allocations
<b>Assets</b>				
Cash Disbursement Accounts	\$ -	\$ (10,096.07)	\$ -	\$ (578,697.14)
Cash in Bank - Other than Disbursement Accounts	\$ -	\$ -	\$ -	\$ -
Cash Equivalent Texpool	-	-	-	-
Cash Equivalent MBIA	-	-	-	-
Cash Equivalent DWS	-	-	-	-
Cash Equivalent - Wells Fargo	-	-	-	-
Cash Equivalent Deferred Revenue	-	-	-	-
Certificate of Deposit	-	-	-	-
Cash Other	-	-	-	-
Taxes Receivable	-	-	-	-
Accounts Receivable/Billings to Others	-	11,903.12	-	419,643.83
Accounts Receivable - EMS Billings	-	-	-	-
Due from Other Funds	-	-	-	-
Due from Others	-	-	-	109.22
Due from Other Governments	-	-	-	-
Prepaid Expenditures	-	-	-	-
<b>Total Assets</b>	-	<b>1,807.05</b>	-	<b>(158,944.09)</b>
<b>Liabilities</b>				
Accounts Payable	-	-	-	1,190.53
Retainage Payable	-	-	-	-
Due to Other Governments/State Agencies	-	-	-	-
Due to Other Funds	-	-	-	-
Due to Others	-	-	-	-
Payroll, Accrued Payroll and Employee Benefits Payable	-	-	-	-
Deferred Revenues	-	-	-	-
Agency Accounts Due to Others	-	-	-	-
<b>Total Liabilities</b>	-	-	-	<b>1,190.53</b>
<b>Fund Balance Information</b>				
Total Revenues-Fiscal Year to date	-	79,198.53	-	2,129,286.80
Total Expenses-Fiscal Year to date	(.00)	(77,391.48)	(.00)	(2,289,421.42)
<b>Excess (Deficit) of Revenues Over (Under) Expenditures</b>	-	1,807.05	-	(160,134.62)
<b>Other Sources (Uses) of Funds</b>				
Transfers In From Other Funds	-	-	-	-
Transfers to Other Funds	(.00)	(.00)	(.00)	(.00)
Issue of Certificates of Obligation	-	-	-	-
<b>Total Other Financing Sources (Uses)</b>	-	-	-	-
Net Change in Fund Balance-Fiscal Year to Date	-	1,807.05	-	(160,134.62)
Fund Balance at Beginning of Year	-	-	-	-
<b>Fund Balance End of Reporting Period</b>	-	<b>1,807.05</b>	-	<b>(160,134.62)</b>
<b>Total Liabilities and Fund Balance</b>	<b>\$ -</b>	<b>\$ 1,807.05</b>	<b>\$ -</b>	<b>\$ (158,944.09)</b>



Posted as of May 04, 2021

	640-648 Juvenile Probation	701 Retiree Health Insurance Fund	Subtotal County Funds
<b>Assets</b>			
Cash Disbursement Accounts	\$ 59,108.86	\$ -	\$ 4,796,809.23
Cash in Bank - Other than Disbursement Accounts	\$ -	\$ -	\$ 141,405.50
Cash Equivalent Texpool	86,643.87	686,833.46	\$ 19,866,112.57
Cash Equivalent MBIA	-	1,205,496.60	\$ 3,440,946.52
Cash Equivalent DWS	-	-	\$ -
Cash Equivalent - Wells Fargo	-	-	\$ 6,385,169.00
Cash Equivalent Deferred Revenue	-	-	\$ -
Certificate of Deposit	-	-	\$ -
Cash Other	-	-	\$ -
Taxes Receivable	-	-	\$ 1,198,955.43
Accounts Receivable/Billings to Others	-	-	\$ 524,465.26
Accounts Receivable - EMS Billings	-	-	\$ 448,482.52
Due from Other Funds	-	-	\$ -
Due from Others	-	-	\$ 132,391.11
Due from Other Governments	-	-	\$ 761,208.82
Prepaid Expenditures	-	-	\$ 40,986.00
<b>Total Assets</b>	<b>145,752.73</b>	<b>1,892,330.06</b>	<b>37,736,931.96</b>
<b>Liabilities</b>			
Accounts Payable	135.00	-	\$ 722,658.60
Retainage Payable	-	-	\$ -
Due to Other Governments/State Agencies	-	-	\$ 186,792.24
Due to Other Funds	-	-	\$ -
Due to Others	-	-	\$ 420,912.00
Payroll, Accrued Payroll and Employee Benefits Payable	-	-	\$ 790,441.19
Deferred Revenues	-	-	\$ 1,171,863.48
Agency Accounts Due to Others	-	-	\$ -
<b>Total Liabilities</b>	<b>135.00</b>	<b>-</b>	<b>3,292,667.51</b>
<b>Fund Balance Information</b>			
Total Revenues-Fiscal Year to date	223,936.98	985.83	\$ 30,593,239.85
Total Expenses-Fiscal Year to date	(175,483.36)	(.00)	\$ 19,493,383.74
<b>Excess (Deficit) of Revenues Over (Under) Expenditures</b>	<b>48,453.62</b>	<b>985.83</b>	<b>11,099,856.11</b>
<b>Other Sources (Uses) of Funds</b>			
Transfers In From Other Funds	-	-	\$ 861,755.00
Transfers to Other Funds	(.00)	(.00)	\$ 861,755.00
Issue of Certificates of Obligation	-	-	\$ -
<b>Total Other Financing Sources (Uses)</b>	<b>-</b>	<b>-</b>	<b>-</b>
Net Change in Fund Balance-Fiscal Year to Date	48,453.62	985.83	\$ 11,099,856.11
Fund Balance at Beginning of Year	97,164.11	1,891,344.23	\$ 23,344,408.34
<b>Fund Balance End of Reporting Period</b>	<b>145,617.73</b>	<b>1,892,330.06</b>	<b>34,444,264.45</b>
<b>Total Liabilities and Fund Balance</b>	<b>\$ 145,752.73</b>	<b>\$ 1,892,330.06</b>	<b>\$ 37,736,931.96</b>



Posted as of May 04, 2021

	616-618 Adult Probation	801 Sheriff Commissary	802 Central Dispatch	810 LEOSE Training
<b>Assets</b>				
Cash Disbursement Accounts	\$ 352,925.47	\$ 114,344.61	\$ 203,271.61	\$ 55,336.26
Cash in Bank - Other than Disbursement Accounts	\$ 30.00	\$ -	\$ -	\$ -
Cash Equivalent Texpool	34,083.65	62,425.34	832,355.33	-
Cash Equivalent MBIA	115,645.14	-	-	-
Cash Equivalent DWS	-	-	-	-
Cash Equivalent - Wells Fargo	-	-	-	-
Cash Equivalent Deferred Revenue	-	-	-	-
Certificate of Deposit	-	-	-	-
Cash Other	-	-	-	-
Taxes Receivable	-	-	-	-
Accounts Receivable/Billings to Others	-	16,800.00	-	-
Accounts Receivable - EMS Billings	-	-	-	-
Due from Other Funds	-	-	-	-
Due from Others	-	-	-	-
Due from Other Governments	-	-	-	-
Prepaid Expenditures	-	-	-	-
<b>Total Assets</b>	<b>502,684.26</b>	<b>193,569.95</b>	<b>1,035,626.94</b>	<b>55,336.26</b>
<b>Liabilities</b>				
Accounts Payable	2,713.74	1,190.50	673.46	-
Retainage Payable	-	-	-	-
Due to Other Governments/State Agencies	-	-	-	-
Due to Other Funds	-	-	-	-
Due to Others	-	-	-	-
Payroll, Accrued Payroll and Employee Benefits Payable	-	-	-	-
Deferred Revenues	-	-	-	-
Agency Accounts Due to Others	-	-	-	55,336.26
<b>Total Liabilities</b>	<b>2,713.74</b>	<b>1,190.50</b>	<b>673.46</b>	<b>55,336.26</b>
<b>Fund Balance Information</b>				
Total Revenues-Fiscal Year to date	911,011.75	89,298.92	690,326.66	-
Total Expenses-Fiscal Year to date	(711,296.73)	(13,827.35)	(714,828.75)	(.00)
<b>Excess (Deficit) of Revenues Over (Under) Expenditures</b>	199,715.02	75,471.57	(24,502.09)	-
<b>Other Sources (Uses) of Funds</b>				
Transfers In From Other Funds	-	-	-	-
Transfers to Other Funds	(.00)	(.00)	(.00)	(.00)
Issue of Certificates of Obligation	-	-	-	-
<b>Total Other Financing Sources (Uses)</b>	-	-	-	-
Net Change in Fund Balance-Fiscal Year to Date	199,715.02	75,471.57	(24,502.09)	-
Fund Balance at Beginning of Year	300,255.50	116,907.88	1,059,455.57	-
<b>Fund Balance End of Reporting Period</b>	<b>499,970.52</b>	<b>192,379.45</b>	<b>1,034,953.48</b>	<b>-</b>
<b>Total Liabilities and Fund Balance</b>	<b>\$ 502,684.26</b>	<b>\$ 193,569.95</b>	<b>\$ 1,035,626.94</b>	<b>\$ 55,336.26</b>



Posted as of May 04, 2021

	CERTZ	Total All Funds
<b>Assets</b>		
Cash Disbursement Accounts	\$ 74.84	\$ 5,522,762.02
Cash in Bank - Other than Disbursement Accounts	\$ -	\$ 141,435.50
Cash Equivalent Texpool	-	\$ 20,794,976.89
Cash Equivalent MBIA	-	\$ 3,556,591.66
Cash Equivalent DWS	-	\$ -
Cash Equivalent - Wells Fargo	-	\$ 6,385,169.00
Cash Equivalent Deferred Revenue		\$ -
Certificate of Deposit	-	\$ -
Cash Other	-	\$ -
Taxes Receivable	-	\$ 1,198,955.43
Accounts Receivable/Billings to Others	-	\$ 541,265.26
Accounts Receivable - EMS Billings	-	\$ 448,482.52
Due from Other Funds	-	\$ -
Due from Others	-	\$ 132,391.11
Due from Other Governments	-	\$ 761,208.82
Prepaid Expenditures	-	\$ 40,986.00
<b>Total Assets</b>	<b>74.84</b>	<b>39,524,224.21</b>
<b>Liabilities</b>		
Accounts Payable	74.84	\$ 727,311.14
Retainage Payable	-	\$ -
Due to Other Governments/State Agencies	-	\$ 186,792.24
Due to Other Funds	-	\$ -
Due to Others	-	\$ 420,912.00
Payroll, Accrued Payroll and Employee Benefits Payable	-	\$ 790,441.19
Deferred Revenues	-	\$ 1,171,863.48
Agency Accounts Due to Others	-	\$ 55,336.26
<b>Total Liabilities</b>	<b>74.84</b>	<b>3,352,656.31</b>
<b>Fund Balance Information</b>		
Total Revenues-Fiscal Year to date	-	\$ 32,283,877.18
Total Expenses-Fiscal Year to date	(.00)	\$ 20,933,336.57
<b>Excess (Deficit) of Revenues Over (Under) Expenditures</b>	-	\$ 11,350,540.61
<b>Other Sources (Uses) of Funds</b>		
Transfers In From Other Funds	-	\$ 861,755.00
Transfers to Other Funds	(.00)	\$ 861,755.00
Issue of Certificates of Obligation	-	\$ -
<b>Total Other Financing Sources (Uses)</b>	-	\$ -
Net Change in Fund Balance-Fiscal Year to Date	-	\$ 11,350,540.61
Fund Balance at Beginning of Year	-	\$ 24,821,027.29
<b>Fund Balance End of Reporting Period</b>	-	<b>36,171,567.90</b>
<b>Total Liabilities and Fund Balance</b>	<b>\$ 74.84</b>	<b>\$ 39,524,224.21</b>



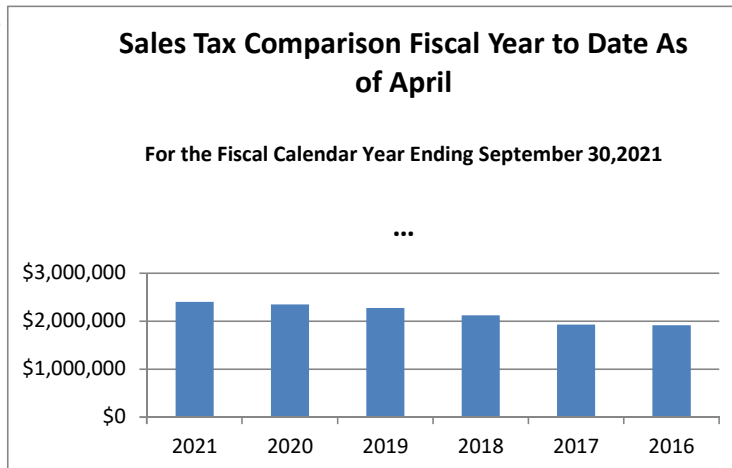
### Sales Tax Revenue Comparison by Fiscal Year

		Fiscal Year 2021	Fiscal Year 2020	Fiscal Year 2019	Fiscal Year 2018	Fiscal Year 2017	Fiscal Year 2016
October	10.18%	\$ 341,282.66	\$ 309,760.99	\$ 339,514.51	\$ 272,435.23	\$ 268,811.19	\$ 262,354.94
November	-6.41%	\$ 404,860.53	\$ 432,570.77	\$ 365,595.48	\$ 376,237.61	\$ 312,520.28	\$ 326,826.24
December	10.40%	\$ 311,632.44	\$ 282,270.19	\$ 323,873.04	\$ 285,192.78	\$ 255,783.91	\$ 263,136.19
January	16.11%	\$ 345,810.13	\$ 297,832.83	\$ 263,748.83	\$ 290,351.62	\$ 260,836.98	\$ 241,366.28
February	-1.92%	\$ 402,950.76	\$ 410,854.29	\$ 377,316.70	\$ 348,471.45	\$ 341,812.29	\$ 338,929.82
March	-7.06%	\$ 328,566.37	\$ 353,527.33	\$ 311,788.03	\$ 297,957.34	\$ 253,149.95	\$ 250,826.50
April	2.71%	\$ 270,692.68	\$ 263,551.31	\$ 296,140.87	\$ 251,318.62	\$ 236,622.06	\$ 232,747.89
May		\$ -	\$ 357,514.78	\$ 355,687.53	\$ 359,613.96	\$ 327,878.93	\$ 317,152.54
June		\$ -	\$ 307,406.08	\$ 302,439.53	\$ 299,690.96	\$ 282,842.31	\$ 252,423.35
July		\$ -	\$ 322,571.05	\$ 285,622.64	\$ 336,926.85	\$ 270,157.12	\$ 233,657.18
August		\$ -	\$ 393,734.55	\$ 339,087.66	\$ 352,584.14	\$ 316,882.51	\$ 303,796.87
September		\$ -	\$ 328,146.29	\$ 330,366.78	\$ 296,901.19	\$ 279,531.61	\$ 245,944.74
		<b>\$ 2,405,795.57</b>	<b>\$ 4,059,740.46</b>	<b>\$ 3,891,181.60</b>	<b>\$ 3,767,681.75</b>	<b>\$ 3,406,829.14</b>	<b>\$ 3,269,162.54</b>
One-timePayment				\$ 230,654.85			
				<u>\$ 4,121,836.45</u>			

This time last year \$2,350,367.71  
% Change 2.36%

<b>SalesTax Rate for Walker County is</b>	<b>0.5%</b>
State Sales Tax Rate is	6.25%
<b><u>Municipalities Within Walker County</u></b>	
City of Huntsville Sales Tax Rate	1.5%
City of New Waverly Sales Tax Rate	1.5%
City of Riverside Sales Tax Rate	1.5%

Fiscal Year to Date	\$ 2,405,795.57	\$ 2,350,367.71	\$ 2,277,977.46	\$ 2,121,964.65	\$ 1,929,536.66	\$ 1,916,187.86
Budgeted this Fiscal Year	\$ 3,875,000.00					
Pct Received This FY	62.1%					





## Weigh Station Revenue Comparison by Fiscal Year

Comparison Numbers Based on Revenues Retained by Walker County after submission of fines paid to State

	Total 2020-2021	Pd to State	Fiscal Year 2020-2021	Fiscal Year 2019-2020	Fiscal Year 2018-2019	Fiscal Year 2017-2018	Fiscal Year 2016-2017	Fiscal Year 2015-2016	Fiscal Year 2014-2015
October	\$ 3,045.80	\$ (205.00)	\$ 2,840.80	\$ 23,601.60	\$ 45,179.10	\$ 16,978.20	\$ 32,892.75	\$ 32,850.80	\$ 21,396.95
November	\$ 2,434.00	\$ (80.00)	\$ 2,354.00	\$ 9,759.50	\$ 17,677.95	\$ 16,603.70	\$ 23,177.65	\$ 26,687.30	\$ 32,563.40
December	\$ 2,609.00	\$ (117.50)	\$ 2,491.50	\$ 15,248.10	\$ 26,932.10	\$ 12,130.30	\$ 18,201.90	\$ 20,807.90	\$ 27,992.90
January	\$ 12,667.00	\$ (2,230.50)	\$ 10,436.50	\$ 14,941.35	\$ 23,035.20	\$ 17,600.90	\$ 31,483.40	\$ 16,647.40	\$ 17,248.40
February	\$ 11,782.00	\$ (918.50)	\$ 10,863.50	\$ 11,991.00	\$ 26,752.90	\$ 8,475.90	\$ 25,404.45	\$ 17,151.90	\$ 29,388.60
March	\$ 19,865.40	\$ (1,560.50)	\$ 18,304.90	\$ 11,431.00	\$ 29,424.12	\$ 28,972.05	\$ 33,279.62	\$ 23,128.60	\$ 23,588.37
April	\$ 21,671.65	\$ (3,230.50)	\$ 18,441.15	\$ 6,728.00	\$ 30,934.90	\$ 45,791.50	\$ 22,813.40	\$ 26,739.40	\$ 28,014.00
May	\$ -	\$ -	\$ -	\$ 6,131.70	\$ 18,350.50	\$ 54,074.80	\$ 27,470.20	\$ 21,976.70	\$ 31,317.86
June	\$ -	\$ -	\$ -	\$ 6,101.35	\$ 18,272.90	\$ 42,187.90	\$ 17,592.50	\$ 29,828.30	\$ 24,590.39
July	\$ -	\$ -	\$ -	\$ 3,857.00	\$ 18,109.90	\$ 56,237.20	\$ 22,612.15	\$ 19,687.35	\$ 23,584.04
August	\$ -	\$ -	\$ -	\$ 4,634.00	\$ 13,131.10	\$ 58,404.20	\$ 17,220.00	\$ 25,471.95	\$ 32,080.05
September	\$ -	\$ -	\$ -	\$ 2,610.90	\$ 18,541.95	\$ 41,298.80	\$ 22,472.15	\$ 20,133.90	\$ 25,131.54
	\$ 74,074.85	\$ (8,342.50)	\$ 65,732.35	\$ 117,035.50	\$ 286,342.62	\$ 398,755.45	\$ 294,620.17	\$ 281,111.50	\$ 316,896.50

Allocated to Weigh Station Improv. \$ -

Allocated to Road and Bridge \$ 65,732.35

This time last year

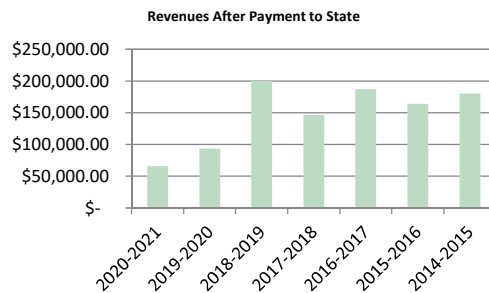
\$93,700.55

% Change

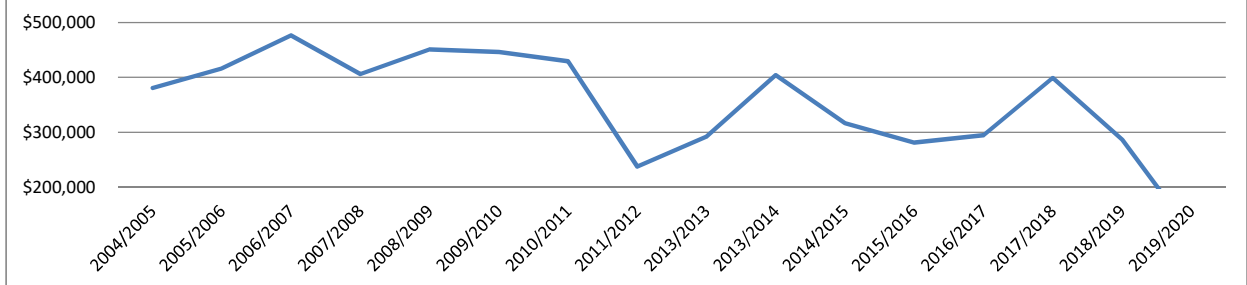
-29.80%

Fiscal Year to Date \$ 74,074.85 \$ (8,342.50) \$ 65,732.35 \$ 93,700.55 \$ 199,936.27 \$ 146,552.55 \$ 187,253.17 \$ 164,013.30 \$ 180,192.62

Revenue Comparison Thru April



Revenue Trend  
Revenues After Payment to State  
Fiscal Year 2004 to Fiscal Year 2020



Budget for FY 20/21

	From Tax rate	County Road and Bridge Operations	Weigh Station Request for Part- Time Person
Justice of Peace Pct 4	\$ 53,356.00	\$ -	\$ -
Weigh Station Utilities/Services	\$ 35,187.00	\$ -	\$ -
Weigh Station Personnel	\$ -	\$ -	\$ 20,772.00
Road and Bridge Operations	\$ -	\$ 120,000.00	\$ -
	\$ 88,543.00	\$ 120,000.00	\$ 20,772.00



**Walker County Budget vs Actual Report**  
**As of the Month Ended March 31, 2021 Posted as of May 4, 2021**  
**Year to Date for the Fiscal Year Ending September 30, 2021**

Page 1 of 22

5/5/2021 10:22:11 AM

Account		Original Budget	Revised Budget	Actual	Encumbrance	Remaining	Pct
<b>101 - General Fund - 11101 - Revenues-General Fund</b>							
Revenues							
101.40110.11101	Current Ad Valorem Taxes	(16,681,366)	(16,681,366)	(16,131,182.30)	0.00	(550,183.70)	96.70 %
101.40120.11101	Delinquent Ad Valorem Taxes	(380,000)	(380,000)	(307,885.65)	0.00	(72,114.35)	81.02 %
101.40130.11101	Penalties and Interest-Ad Valorem Taxes	(275,000)	(275,000)	(186,900.49)	0.00	(88,099.51)	67.96 %
101.40400.11101	Sales Tax	(3,875,000)	(3,875,000)	(2,135,102.89)	0.00	(1,739,897.11)	55.10 %
101.40500.11101	Payment In Lieu of Taxes	(28,600)	(28,600)	(5,821.55)	0.00	(22,778.45)	20.36 %
101.40501.11101	Property Taxes-Other(VIT)	0	0	(25,003.33)	0.00	25,003.33	
101.40510.11101	Mixed Beverage Tax	(103,000)	(103,000)	(56,985.55)	0.00	(46,014.45)	55.33 %
101.42410.11101	Intergovernmental Funds	(148,054)	(148,054)	(110,600.00)	0.00	(37,454.00)	74.70 %
101.42460.11101	Central Appraisal District	0	0	(1,844.45)	0.00	1,844.45	
101.42710.11101	Disaster Relief Funds	0	0	(17,383.52)	0.00	17,383.52	
101.43010.11101	Fees of Office/Charges for Service	(55,000)	(55,000)	(61,224.03)	0.00	6,224.03	111.32 %
101.48110.11101	Other Revenue	(16,000)	(16,000)	(8,764.31)	0.00	(7,235.69)	54.78 %
101.48200.11101	Insurance Refunds/Credits	0	0	(16,690.00)	0.00	16,690.00	
	Revenues Total	(21,562,020)	(21,562,020)	(19,065,388.07)	0.00	(2,496,631.93)	88.42 %

**101 - General Fund - 15010 - County Judge**

Revenues							
101.42010.15010	State Funds	(25,000)	(25,000)	(15,934.06)	0.00	(9,065.94)	63.74 %
	Revenues Total	(25,000)	(25,000)	(15,934.06)	0.00	(9,065.94)	63.74 %

**101 - General Fund - 15020 - County Judge - IT Operations**

Revenues							
101.43010.15020	Fees of Office/Charges for Service	(12,000)	(12,000)	(12,000.00)	0.00	0.00	100.00 %
	Revenues Total	(12,000)	(12,000)	(12,000.00)	0.00	0.00	100.00 %

**101 - General Fund - 15050 - County Clerk**

Revenues							
101.43010.15050	Fees of Office/Charges for Service	(360,000)	(360,000)	(200,409.54)	0.00	(159,590.46)	55.67 %
101.43599.15050	Cash Short and Over	0	0	(0.08)	0.00	0.08	
101.43700.15050	Supplemental Guardianship Fees	0	0	(2,620.00)	0.00	2,620.00	
101.47040.15050	TimePmt10%-Court Improvement	(200)	(200)	(524.72)	0.00	324.72	262.36 %
101.48110.15050	Other Revenue	0	0	391.00	0.00	(391.00)	
	Revenues Total	(360,200)	(360,200)	(203,163.34)	0.00	(157,036.66)	56.40 %



**Walker County Budget vs Actual Report**  
**As of the Month Ended March 31, 2021 Posted as of May 4, 2021**  
**Year to Date for the Fiscal Year Ending September 30, 2021**

Page 2 of 22

5/5/2021 10:22:11 AM

Account		Original Budget	Revised Budget	Actual	Encumbrance	Remaining	Pct
<b>101 - General Fund - 16010 - Voter Registration</b>							
Revenues							
101.42010.16010	State Funds	0	0	(2,648.91)	0.00	2,648.91	
101.43010.16010	Fees of Office/Charges for Service	(700)	(700)	(315.00)	0.00	(385.00)	45.00 %
	Revenues Total	(700)	(700)	(2,963.91)	0.00	2,263.91	423.42 %
<b>101 - General Fund - 16020 - Elections</b>							
Revenues							
101.42410.16020	Intergovernmental Funds	(30,000)	(30,000)	(42,191.49)	0.00	12,191.49	140.64 %
	Revenues Total	(30,000)	(30,000)	(42,191.49)	0.00	12,191.49	140.64 %
<b>101 - General Fund - 17010 - County Facilities</b>							
Revenues							
101.46040.17010	WCHA Utilities Reimbursement	(6,000)	(6,000)	(3,000.00)	0.00	(3,000.00)	50.00 %
	Revenues Total	(6,000)	(6,000)	(3,000.00)	0.00	(3,000.00)	50.00 %
<b>101 - General Fund - 17020 - Facilities-Justice Center Municipal Allocation</b>							
Revenues							
101.42410.17020	Intergovernmental Funds	(10,983)	(10,983)	(809.11)	0.00	(10,173.89)	7.37 %
	Revenues Total	(10,983)	(10,983)	(809.11)	0.00	(10,173.89)	7.37 %
<b>101 - General Fund - 20010 - County Auditor</b>							
Revenues							
101.43010.20010	Fees of Office/Charges for Service	(42,152)	(42,152)	(39,706.56)	0.00	(2,445.44)	94.20 %
	Revenues Total	(42,152)	(42,152)	(39,706.56)	0.00	(2,445.44)	94.20 %
<b>101 - General Fund - 20020 - County Treasurer</b>							
Revenues							
101.48010.20020	Interest	(50,000)	(50,000)	(9,024.95)	0.00	(40,975.05)	18.05 %
101.48110.20020	Other Revenue	0	0	(181.80)	0.00	181.80	
	Revenues Total	(50,000)	(50,000)	(9,206.75)	0.00	(40,793.25)	18.41 %
<b>101 - General Fund - 20030 - County Treasurer - Collections</b>							
Revenues							
101.43010.20030	Fees of Office/Charges for Service	(3,500)	(3,500)	(1,768.53)	0.00	(1,731.47)	50.53 %
	Revenues Total	(3,500)	(3,500)	(1,768.53)	0.00	(1,731.47)	50.53 %



**Walker County Budget vs Actual Report**  
**As of the Month Ended March 31, 2021 Posted as of May 4, 2021**  
**Year to Date for the Fiscal Year Ending September 30, 2021**

Page 3 of 22

5/5/2021 10:22:11 AM

Account		Original Budget	Revised Budget	Actual	Encumbrance	Remaining	Pct
<b>101 - General Fund - 21010 - Vehicle Registration</b>							
Revenues							
101.40510.21010	Mixed Beverage Tax	(12,000)	(12,000)	(2,098.50)	0.00	(9,901.50)	17.49 %
101.43010.21010	Fees of Office/Charges for Service	(500)	(500)	(144.16)	0.00	(355.84)	28.83 %
101.44100.21010	Vehicle Registration Commissions	(680,000)	(680,000)	(53,808.05)	0.00	(626,191.95)	7.91 %
101.44210.21010	Certificates of Title	(65,000)	(65,000)	(35,015.00)	0.00	(29,985.00)	53.87 %
	Revenues Total	(757,500)	(757,500)	(91,065.71)	0.00	(666,434.29)	12.02 %

**101 - General Fund - 30010 - Courts-Central Costs**

Revenues							
101.42010.30010	State Funds	(12,000)	(12,000)	(4,590.00)	0.00	(7,410.00)	38.25 %
101.42030.30010	State Funds-Indigent Defense	(52,924)	(52,924)	(14,194.75)	0.00	(38,729.25)	26.82 %
101.43740.30010	Bond Fees-General Fund	(500)	(500)	0.00	0.00	(500.00)	0.00 %
101.47041.30010	JudicialSupportFee .60 District Courts	(100)	(100)	(33.77)	0.00	(66.23)	33.77 %
101.47042.30010	JudicialSupportFee .60 Court at Law	(50)	(50)	(2.26)	0.00	(47.74)	4.52 %
101.47050.30010	JudicialSupportFee .60 Justice Courts	(3,300)	(3,300)	(179.10)	0.00	(3,120.90)	5.43 %
	Revenues Total	(68,874)	(68,874)	(18,999.88)	0.00	(49,874.12)	27.59 %

**101 - General Fund - 30020 - County Court at Law**

Revenues							
101.42010.30020	State Funds	(84,000)	(84,000)	(42,000.00)	0.00	(42,000.00)	50.00 %
101.43010.30020	Fees of Office/Charges for Service	(23,000)	(23,000)	(10,235.05)	0.00	(12,764.95)	44.50 %
101.47020.30020	Court Costs	(8,000)	(8,000)	(2,356.78)	0.00	(5,643.22)	29.46 %
101.47030.30020	Court Costs - Attorney Fees	(21,000)	(21,000)	(11,247.10)	0.00	(9,752.90)	53.56 %
101.47040.30020	TimePmt10%-Court Improvement	(320)	(320)	(412.39)	0.00	92.39	128.87 %
101.47800.30020	Bond Forfeitures	0	0	(32,594.00)	0.00	32,594.00	
	Revenues Total	(136,320)	(136,320)	(98,845.32)	0.00	(37,474.68)	72.51 %

**101 - General Fund - 30030 - 12th Judicial District Court**

Revenues							
101.42410.30030	Intergovernmental Funds	(56,000)	(56,000)	(15,847.74)	0.00	(40,152.26)	28.30 %
101.43010.30030	Fees of Office/Charges for Service	(1,400)	(1,400)	(658.06)	0.00	(741.94)	47.00 %
101.47020.30030	Court Costs	(2,100)	(2,100)	(942.69)	0.00	(1,157.31)	44.89 %
101.47030.30030	Court Costs - Attorney Fees	(9,000)	(9,000)	(7,624.58)	0.00	(1,375.42)	84.72 %
101.47040.30030	TimePmt10%-Court Improvement	(75)	(75)	52.69	0.00	(127.69)	-70.25 %



**Walker County Budget vs Actual Report**  
**As of the Month Ended March 31, 2021 Posted as of May 4, 2021**  
**Year to Date for the Fiscal Year Ending September 30, 2021**

Page 4 of 22

5/5/2021 10:22:11 AM

Account		Original Budget	Revised Budget	Actual	Encumbrance	Remaining	Pct
101.47800.30030	Bond Forfeitures	0	0	(1,500.00)	0.00	1,500.00	
	Revenues Total	(68,575)	(68,575)	(26,520.38)	0.00	(42,054.62)	38.67 %

**101 - General Fund - 30040 - 278th Judicial District Court**

Revenues							
101.42410.30040	Intergovernmental Funds	(35,000)	(35,000)	(11,315.50)	0.00	(23,684.50)	32.33 %
101.43010.30040	Fees of Office/Charges for Service	(1,500)	(1,500)	(940.78)	0.00	(559.22)	62.72 %
101.47020.30040	Court Costs	(2,000)	(2,000)	(1,521.36)	0.00	(478.64)	76.07 %
101.47030.30040	Court Costs - Attorney Fees	(8,000)	(8,000)	(9,327.15)	0.00	1,327.15	116.59 %
101.47040.30040	TimePmt10%-Court Improvement	(15)	(15)	60.00	0.00	(75.00)	-400.00 %
	Revenues Total	(46,515)	(46,515)	(23,044.79)	0.00	(23,470.21)	49.54 %

**101 - General Fund - 30050 - Courts-Pretrial Bond Supervision**

Revenues							
101.43010.30050	Fees of Office/Charges for Service	0	0	(338.00)	0.00	338.00	
	Revenues Total	0	0	(338.00)	0.00	338.00	

**101 - General Fund - 31010 - District Clerk**

Revenues							
101.43010.31010	Fees of Office/Charges for Service	(110,000)	(110,000)	(45,681.11)	0.00	(64,318.89)	41.53 %
101.43710.31010	Family Protection Fee	0	0	(1,530.00)	0.00	1,530.00	
101.47040.31010	TimePmt10%-Court Improvement	(125)	(125)	(49.55)	0.00	(75.45)	39.64 %
	Revenues Total	(110,125)	(110,125)	(47,260.66)	0.00	(62,864.34)	42.92 %

**101 - General Fund - 32010 - Criminal District Attorney**

Revenues							
101.42010.32010	State Funds	0	(18,571)	(4,642.78)	0.00	(13,928.22)	25.00 %
101.42020.32010	State Longevity Pay	(5,300)	(5,300)	(3,149.96)	0.00	(2,150.04)	59.43 %
101.43010.32010	Fees of Office/Charges for Service	0	0	(10.00)	0.00	10.00	
101.43040.32010	CDA Prosecutor Local Court Costs	0	0	(967.18)	0.00	967.18	
	Revenues Total	(5,300)	(23,871)	(8,769.92)	0.00	(15,101.08)	36.74 %

**101 - General Fund - 33010 - Justice of Peace Precinct 1**

Revenues							
101.43010.33010	Fees of Office/Charges for Service	(70,000)	(70,000)	(37,873.86)	0.00	(32,126.14)	54.11 %
101.43599.33010	Cash Short and Over	0	0	(1.00)	0.00	1.00	



**Walker County Budget vs Actual Report**  
**As of the Month Ended March 31, 2021 Posted as of May 4, 2021**  
**Year to Date for the Fiscal Year Ending September 30, 2021**

Page 5 of 22

5/5/2021 10:22:11 AM

Account		Original Budget	Revised Budget	Actual	Encumbrance	Remaining	Pct
101.47040.33010	TimePmt10%-Court Improvement	(620)	(620)	(1,692.11)	0.00	1,072.11	272.92 %
	Revenues Total	(70,620)	(70,620)	(39,566.97)	0.00	(31,053.03)	56.03 %

**101 - General Fund - 33020 - Justice of Peace Precinct 2**

Revenues							
101.43010.33020	Fees of Office/Charges for Service	(16,000)	(16,000)	(8,019.13)	0.00	(7,980.87)	50.12 %
101.47040.33020	TimePmt10%-Court Improvement	(150)	(150)	(160.76)	0.00	10.76	107.17 %
	Revenues Total	(16,150)	(16,150)	(8,179.89)	0.00	(7,970.11)	50.65 %

**101 - General Fund - 33030 - Justice of Peace Precinct 3**

Revenues							
101.43010.33030	Fees of Office/Charges for Service	(19,000)	(19,000)	(8,622.16)	0.00	(10,377.84)	45.38 %
101.47040.33030	TimePmt10%-Court Improvement	(150)	(150)	(208.62)	0.00	58.62	139.08 %
	Revenues Total	(19,150)	(19,150)	(8,830.78)	0.00	(10,319.22)	46.11 %

**101 - General Fund - 33040 - Justice of Peace Precinct 4**

Revenues							
101.43010.33040	Fees of Office/Charges for Service	(70,000)	(70,000)	(20,033.83)	0.00	(49,966.17)	28.62 %
101.43599.33040	Cash Short and Over	0	0	630.00	0.00	(630.00)	
101.47040.33040	TimePmt10%-Court Improvement	(450)	(450)	(601.97)	0.00	151.97	133.77 %
	Revenues Total	(70,450)	(70,450)	(20,005.80)	0.00	(50,444.20)	28.40 %

**101 - General Fund - 36010 - Juvenile Probation Support - General Fund**

Revenues							
101.43750.36010	Probation Fees - General Fund	(3,800)	(3,800)	(4,343.74)	0.00	543.74	114.31 %
101.43751.36010	Juvenile Restitution Monies	0	0	(365.67)	0.00	365.67	
	Revenues Total	(3,800)	(3,800)	(4,709.41)	0.00	909.41	123.93 %

**101 - General Fund - 41010 - Sheriff**

Revenues							
101.42622.41010	Federal Funds - HIDTA	0	0	(6,672.17)	0.00	6,672.17	
101.42624.41010	Federal Funds - FBI	0	0	(1,139.94)	0.00	1,139.94	
101.43010.41010	Fees of Office/Charges for Service	(2,000)	(2,000)	(4,112.54)	0.00	2,112.54	205.63 %
101.43050.41010	Copies	0	0	(58.00)	0.00	58.00	
101.43740.41010	Bond Fees-General Fund	(1,900)	(1,900)	(1,431.00)	0.00	(469.00)	75.32 %
101.48110.41010	Other Revenue	0	0	(680.63)	0.00	680.63	



**Walker County Budget vs Actual Report**  
**As of the Month Ended March 31, 2021 Posted as of May 4, 2021**  
**Year to Date for the Fiscal Year Ending September 30, 2021**

Page 6 of 22

5/5/2021 10:22:11 AM

Account		Original Budget	Revised Budget	Actual	Encumbrance	Remaining	Pct
101.48200.41010	Insurance Refunds/Credits	0	0	(2,908.30)	0.00	2,908.30	
	Revenues Total	(3,900)	(3,900)	(17,002.58)	0.00	13,102.58	435.96 %

**101 - General Fund - 41030 - Sheriff Estray**

Revenues							
101.43010.41030	Fees of Office/Charges for Service	(700)	(700)	(2,884.66)	0.00	2,184.66	412.09 %
	Revenues Total	(700)	(700)	(2,884.66)	0.00	2,184.66	412.09 %

**101 - General Fund - 44001 - Constables Central**

Revenues							
101.43010.44001	Fees of Office/Charges for Service	0	0	(140.00)	0.00	140.00	
101.43020.44001	Serving Papers	(175,000)	(175,000)	(61,508.36)	0.00	(113,491.64)	35.15 %
	Revenues Total	(175,000)	(175,000)	(61,648.36)	0.00	(113,351.64)	35.23 %

**101 - General Fund - 44010 - Constable Precinct 1**

Revenues							
101.43020.44010	Serving Papers	0	0	(200.00)	0.00	200.00	
	Revenues Total	0	0	(200.00)	0.00	200.00	

**101 - General Fund - 44020 - Constable Precinct 2**

Revenues							
101.43010.44020	Fees of Office/Charges for Service	0	0	(5.00)	0.00	5.00	
	Revenues Total	0	0	(5.00)	0.00	5.00	

**101 - General Fund - 44030 - Constable Precinct 3**

Revenues							
101.43010.44030	Fees of Office/Charges for Service	0	0	(5.00)	0.00	5.00	
101.43020.44030	Serving Papers	0	0	(1,100.00)	0.00	1,100.00	
	Revenues Total	0	0	(1,105.00)	0.00	1,105.00	

**101 - General Fund - 44040 - Constable Precinct 4**

Revenues							
101.43010.44040	Fees of Office/Charges for Service	0	0	(7,543.68)	0.00	7,543.68	
101.43020.44040	Serving Papers	0	0	(200.00)	0.00	200.00	
	Revenues Total	0	0	(7,743.68)	0.00	7,743.68	



**Walker County Budget vs Actual Report**  
**As of the Month Ended March 31, 2021 Posted as of May 4, 2021**  
**Year to Date for the Fiscal Year Ending September 30, 2021**

Page 7 of 22

5/5/2021 10:22:11 AM

Account		Original Budget	Revised Budget	Actual	Encumbrance	Remaining	Pct
<b>101 - General Fund - 46010 - Emergency Operations</b>							
Revenues							
101.42620.46010	Federal Funds	0	(2,500)	0.00	0.00	(2,500.00)	0.00 %
101.42919.46010	Corona Virus Relief Fund	0	(587,307)	(166,660.66)	0.00	(420,646.34)	28.38 %
101.46020.46010	Rent of Shelter	(2,000)	(2,000)	0.00	0.00	(2,000.00)	0.00 %
101.48110.46010	Other Revenue	0	0	(306.00)	0.00	306.00	
	Revenues Total	(2,000)	(591,807)	(166,966.66)	0.00	(424,840.34)	28.21 %

**101 - General Fund - 50010 - County Jail**

Revenues							
101.42470.50010	Inmate Housing-Other Counties	(40,000)	(40,000)	(5,889.00)	0.00	(34,111.00)	14.72 %
101.43060.50010	Coin Phones	(100,000)	(100,000)	(52,813.96)	0.00	(47,186.04)	52.81 %
	Revenues Total	(140,000)	(140,000)	(58,702.96)	0.00	(81,297.04)	41.93 %

**101 - General Fund - 50020 - County Jail Inmate Medical Cost Center**

Revenues							
101.43400.50020	Charges to Hospital District	(64,000)	(64,000)	(34,710.00)	0.00	(29,290.00)	54.23 %
101.43401.50020	WCHD-True Up	0	0	(17,552.02)	0.00	17,552.02	
101.43410.50020	In-Clinic Doctor Visits	(4,000)	(4,000)	(6,360.00)	0.00	2,360.00	159.00 %
	Revenues Total	(68,000)	(68,000)	(58,622.02)	0.00	(9,377.98)	86.21 %

**101 - General Fund - 50110 - Adult Probation Support- General Fund**

Revenues							
101.43010.50110	Fees of Office/Charges for Service	0	0	(10,239.00)	0.00	10,239.00	
	Revenues Total	0	0	(10,239.00)	0.00	10,239.00	

**101 - General Fund - 61020 - Planning and Development**

Revenues							
101.41020.61020	Licenses and Permits	(259,000)	(259,000)	(189,871.11)	0.00	(69,128.89)	73.31 %
101.41030.61020	OSSF Fees	(54,000)	(54,000)	(29,885.00)	0.00	(24,115.00)	55.34 %
101.43010.61020	Fees of Office/Charges for Service	0	0	(215.00)	0.00	215.00	
101.43599.61020	Cash Short and Over	0	0	1.25	0.00	(1.25)	
	Revenues Total	(313,000)	(313,000)	(219,969.86)	0.00	(93,030.14)	70.28 %

**101 - General Fund - 70010 - Historical Commission**



**Walker County Budget vs Actual Report**  
**As of the Month Ended March 31, 2021 Posted as of May 4, 2021**  
**Year to Date for the Fiscal Year Ending September 30, 2021**

Page 8 of 22

5/5/2021 10:22:11 AM

Account		Original Budget	Revised Budget	Actual	Encumbrance	Remaining	Pct
Revenues							
101.48110.70010	Other Revenue	0	0	(20.80)	0.00	20.80	
	Revenues Total	0	0	(20.80)	0.00	20.80	

<b>Fund Totals</b>	(24,178,534)	(24,786,912)	(20,397,379.91)	0.00	(4,389,532.09)	82.29 %
--------------------	--------------	--------------	-----------------	------	----------------	---------

**105 - General Projects Fund - 11105 - Revenues-General Projects Fund**

Revenues							
105.48010.11105	Interest	(2,500)	(2,500)	(1,201.96)	0.00	(1,298.04)	48.08 %
	Revenues Total	(2,500)	(2,500)	(1,201.96)	0.00	(1,298.04)	48.08 %

<b>Fund Totals</b>	(2,500)	(2,500)	(1,201.96)	0.00	(1,298.04)	48.08 %
--------------------	---------	---------	------------	------	------------	---------

<b>Fund Totals</b>	0	0	0.00	0.00	0.00#Error	
--------------------	---	---	------	------	------------	--

**185 - Healthy County Initiative Fund - 11185 - Revenues-Healthy County Initiative**

Revenues							
185.48010.11185	Interest	0	0	(7.29)	0.00	7.29	
185.48110.11185	Other Revenue	(1,000)	(1,000)	(270.00)	0.00	(730.00)	27.00 %
	Revenues Total	(1,000)	(1,000)	(277.29)	0.00	(722.71)	27.73 %

<b>Fund Totals</b>	(1,000)	(1,000)	(277.29)	0.00	(722.71)	27.73 %
--------------------	---------	---------	----------	------	----------	---------

**192 - Debt Service Fund - 11192 - Revenues-Debt Service Fund**

Revenues							
192.40110.11192	Current Ad Valorem Taxes	(1,157,503)	(1,157,503)	(1,304,478.81)	0.00	146,975.81	112.70 %
192.40120.11192	Delinquent Ad Valorem Taxes	(30,000)	(30,000)	(22,763.76)	0.00	(7,236.24)	75.88 %
192.40130.11192	Penalties and Interest-Ad Valorem Taxes	(20,500)	(20,500)	(13,747.58)	0.00	(6,752.42)	67.06 %
192.48010.11192	Interest	(2,000)	(2,000)	(90.49)	0.00	(1,909.51)	4.52 %
	Revenues Total	(1,210,003)	(1,210,003)	(1,341,080.64)	0.00	131,077.64	110.83 %

<b>Fund Totals</b>	(1,210,003)	(1,210,003)	(1,341,080.64)	0.00	131,077.64	110.83 %
--------------------	-------------	-------------	----------------	------	------------	----------

**220 - Road and Bridge Fund - 11220 - Revenues-Road and Bridge Fund**



**Walker County Budget vs Actual Report**  
**As of the Month Ended March 31, 2021 Posted as of May 4, 2021**  
**Year to Date for the Fiscal Year Ending September 30, 2021**

Page 9 of 22

5/5/2021 10:22:11 AM

Account		Original Budget	Revised Budget	Actual	Encumbrance	Remaining	Pct
Revenues							
220.40110.11220	Current Ad Valorem Taxes	(3,332,138)	(3,332,138)	(3,246,600.60)	0.00	(85,537.40)	97.43 %
220.42010.11220	State Funds	(103,765)	(103,765)	(68,613.12)	0.00	(35,151.88)	66.12 %
220.42630.11220	US Forest Service	(120,000)	(120,000)	(5,927.26)	0.00	(114,072.74)	4.94 %
220.44510.11220	Road and Bridge Fees	(500,000)	(500,000)	(231,580.00)	0.00	(268,420.00)	46.32 %
220.44610.11220	License Fee Registration	(360,000)	(360,000)	(368,430.00)	0.00	8,430.00	102.34 %
220.47601.11220	JP #1 Fines	(175,000)	(175,000)	(105,195.19)	0.00	(69,804.81)	60.11 %
220.47602.11220	JP #2 Fines	(40,000)	(40,000)	(19,913.97)	0.00	(20,086.03)	49.78 %
220.47603.11220	JP #3 Fines	(31,000)	(31,000)	(13,341.90)	0.00	(17,658.10)	43.04 %
220.47604.11220	JP #4 Fines	(60,000)	(60,000)	(34,654.20)	0.00	(25,345.80)	57.76 %
220.47606.11220	License and Weight Fines	(120,000)	(120,000)	(47,291.20)	0.00	(72,708.80)	39.41 %
220.47610.11220	County Court at Law Fines	(85,000)	(85,000)	(38,025.40)	0.00	(46,974.60)	44.74 %
220.47622.11220	District Courts Fines	(95,000)	(95,000)	(61,734.43)	0.00	(33,265.57)	64.98 %
220.48010.11220	Interest	(3,000)	(3,000)	(1,650.36)	0.00	(1,349.64)	55.01 %
220.48200.11220	Insurance Refunds/Credits	0	(118,244)	(118,244.97)	0.00	0.97	100.00 %
220.49901.11220	Transfer from General Fund	(600,000)	(600,000)	(300,000.00)	0.00	(300,000.00)	50.00 %
220.49930.11220	Transfers from Other Funds	0	(397,342)	0.00	0.00	(397,342.00)	0.00 %
220.49940.11220	Transfer from General Fund-Special	(225,000)	(225,000)	0.00	0.00	(225,000.00)	0.00 %
Revenues Total		(5,849,903)	(6,365,489)	(4,661,202.60)	0.00	(1,704,286.40)	73.23 %

**220 - Road and Bridge Fund - 82200 - Road and Bridge General**

Revenues							
220.42350.82200	HGAC Grants	0	(14,044)	0.00	0.00	(14,044.00)	0.00 %
220.48110.82200	Other Revenue	0	(2,500)	0.00	0.00	(2,500.00)	0.00 %
Revenues Total		0	(16,544)	0.00	0.00	(16,544.00)	0.00 %

**220 - Road and Bridge Fund - 82210 - Road and Bridge Precinct 1**

Revenues							
220.42710.82210	Disaster Relief Funds	0	(288)	(288.89)	0.00	0.89	100.31 %
Revenues Total		0	(288)	(288.89)	0.00	0.89	100.31 %

**220 - Road and Bridge Fund - 82220 - Road and Bridge Precinct 2**

Revenues							
220.42710.82220	Disaster Relief Funds	0	(295)	(295.17)	0.00	0.17	100.06 %
220.48110.82220	Other Revenue	0	0	(1,239.00)	0.00	1,239.00	
Revenues Total		0	(295)	(1,534.17)	0.00	1,239.17	520.06 %

**220 - Road and Bridge Fund - 82230 - Road and Bridge Precinct 3**



**Walker County Budget vs Actual Report**  
**As of the Month Ended March 31, 2021 Posted as of May 4, 2021**  
**Year to Date for the Fiscal Year Ending September 30, 2021**

Page 10 of 22

5/5/2021 10:22:11 AM

Account		Original Budget	Revised Budget	Actual	Encumbrance	Remaining	Pct
Revenues							
220.48110.82230	Other Revenue	0	(3,255)	(22,159.75)	0.00	18,904.75	680.79 %
	Revenues Total	0	(3,255)	(22,159.75)	0.00	18,904.75	680.79 %

**220 - Road and Bridge Fund - 82240 - Road and Bridge Precinct 4**

Revenues							
220.42620.82240	Federal Funds	0	(119,519)	(119,519.00)	0.00	0.00	100.00 %
220.42710.82240	Disaster Relief Funds	0	(55,047)	(55,047.52)	0.00	0.52	100.00 %
	Revenues Total	0	(174,566)	(174,566.52)	0.00	0.52	100.00 %

<b>Fund Totals</b>	(5,849,903)	(6,560,437)	(4,859,751.93)	0.00	(1,700,685.07)	74.08 %
--------------------	-------------	-------------	----------------	------	----------------	---------

**301 - Walker County EMS Fund - 11301 - Revenues-Walker County EMS Fund**

Revenues							
301.43010.11301	Fees of Office/Charges for Service	(5,000)	(5,000)	(1,050.00)	0.00	(3,950.00)	21.00 %
301.43800.11301	Ambulance Emergency Fees	(2,294,000)	(2,294,000)	(1,320,857.55)	0.00	(973,142.45)	57.58 %
301.43997.11301	WriteOffs Collected	0	0	(33,143.06)	0.00	33,143.06	
301.48010.11301	Interest	(2,000)	(2,000)	(353.76)	0.00	(1,646.24)	17.69 %
301.48200.11301	Insurance Refunds/Credits	0	(60,092)	(60,092.02)	0.00	0.02	100.00 %
301.49901.11301	Transfer from General Fund	(1,261,882)	(1,261,882)	(313,250.00)	0.00	(948,632.00)	24.82 %
301.49902.11301	Transfer from General-Capital	(248,505)	(363,983)	(248,505.00)	0.00	(115,478.00)	68.27 %
	Revenues Total	(3,811,387)	(3,986,957)	(1,977,251.39)	0.00	(2,009,705.61)	49.59 %

<b>Fund Totals</b>	(3,811,387)	(3,986,957)	(1,977,251.39)	0.00	(2,009,705.61)	49.59 %
--------------------	-------------	-------------	----------------	------	----------------	---------

**473 - AutoTheft Task Force - 42080 - AutoTheft Task Force**

Revenues							
473.42010.42080	State Funds	77,176	77,176	(32,941.58)	0.00	110,117.58	-42.68 %
	Revenues Total	77,176	77,176	(32,941.58)	0.00	110,117.58	-42.68 %

<b>Fund Totals</b>	77,176	77,176	(32,941.58)	0.00	110,117.58	-42.68 %
--------------------	--------	--------	-------------	------	------------	----------

**474 - District Attorney Victim Assistance Coord - 32091 - District Attorney Victim Assistance Coord**

Revenues							
474.42620.32091	Federal Funds	(47,368)	(47,368)	(8,702.12)	0.00	(38,665.88)	18.37 %



**Walker County Budget vs Actual Report**  
**As of the Month Ended March 31, 2021 Posted as of May 4, 2021**  
**Year to Date for the Fiscal Year Ending September 30, 2021**

Page 11 of 22

5/5/2021 10:22:11 AM

Account		Original Budget	Revised Budget	Actual	Encumbrance	Remaining	Pct
474.49901.32091	Transfer from General Fund	(12,255)	(12,255)	0.00	0.00	(12,255.00)	0.00 %
	Revenues Total	(59,623)	(59,623)	(8,702.12)	0.00	(50,920.88)	14.60 %
<b>Fund Totals</b>		(59,623)	(59,623)	(8,702.12)	0.00	(50,920.88)	14.60 %

**481 - Grant-Jag - 48857 - JAG Grant - 2020**

Revenues							
481.42620.48857	Federal Funds	0	(5,206)	(5,206.00)	0.00	0.00	100.00 %
	Revenues Total	0	(5,206)	(5,206.00)	0.00	0.00	100.00 %
<b>Fund Totals</b>		0	(5,206)	(5,206.00)	0.00	0.00	100.00 %

**482 - Grants-HGAC Fund - 70040 - Master Gardeners Grant**

Revenues							
482.42350.70040	HGAC Grants	(9,028)	(9,028)	0.00	0.00	(9,028.00)	0.00 %
	Revenues Total	(9,028)	(9,028)	0.00	0.00	(9,028.00)	0.00 %
<b>Fund Totals</b>		(9,028)	(9,028)	0.00	0.00	(9,028.00)	0.00 %

**483 - Grants-HAVA Fund - 16050 - Elections-HAVA Grant**

Revenues							
483.42010.16050	State Funds	(1,316)	(1,316)	(1,316.36)	0.00	0.36	100.03 %
483.42340.16050	HAVA Grants	(6,565)	(6,565)	(6,566.01)	0.00	1.01	100.02 %
	Revenues Total	(7,881)	(7,881)	(7,882.37)	0.00	1.37	100.02 %

**483 - Grants-HAVA Fund - 16051 - HAVA-Elections Security**

Revenues							
483.42340.16051	HAVA Grants	(24,466)	(24,466)	(24,466.46)	0.00	0.46	100.00 %
	Revenues Total	(24,466)	(24,466)	(24,466.46)	0.00	0.46	100.00 %
<b>Fund Totals</b>		(32,347)	(32,347)	(32,348.83)	0.00	1.83	100.01 %

**488 - CDBG Grants - 62010 - CDBG-GLO-Harvey**



**Walker County Budget vs Actual Report**  
**As of the Month Ended March 31, 2021 Posted as of May 4, 2021**  
**Year to Date for the Fiscal Year Ending September 30, 2021**

Page 12 of 22

5/5/2021 10:22:11 AM

Account		Original Budget	Revised Budget	Actual	Encumbrance	Remaining	Pct
Revenues							
488.42230.62010	Grant Revenue	0	(575,018)	(114,103.08)	0.00	(460,914.92)	19.84 %
	Revenues Total	0	(575,018)	(114,103.08)	0.00	(460,914.92)	19.84 %
<b>Fund Totals</b>							
		0	(575,018)	(114,103.08)	0.00	(460,914.92)	19.84 %

**511 - County Records Management and Preservation Fund - 11511 - Revenues-County Records Management and Preservation Fund**

Revenues							
511.43010.11511	Fees of Office/Charges for Service	(15,000)	(15,000)	(6,083.51)	0.00	(8,916.49)	40.56 %
	Revenues Total	(15,000)	(15,000)	(6,083.51)	0.00	(8,916.49)	40.56 %
<b>Fund Totals</b>							
		(15,000)	(15,000)	(6,083.51)	0.00	(8,916.49)	40.56 %

**512 - County Records Preservation II Fund - 11512 - Revenues-County Records Preservation II Fund**

Revenues							
512.43010.11512	Fees of Office/Charges for Service	(11,000)	(11,000)	(6,063.81)	0.00	(4,936.19)	55.13 %
512.48010.11512	Interest	0	0	(25.05)	0.00	25.05	
	Revenues Total	(11,000)	(11,000)	(6,088.86)	0.00	(4,911.14)	55.35 %
<b>Fund Totals</b>							
		(11,000)	(11,000)	(6,088.86)	0.00	(4,911.14)	55.35 %

**515 - County Clerk Records Management and Preservation Fund - 11515 - Revenues-County Clerk Records Management and Preservation Fund**

Revenues							
515.43010.11515	Fees of Office/Charges for Service	(70,000)	(70,000)	(60,405.61)	0.00	(9,594.39)	86.29 %
515.48010.11515	Interest	(1,500)	(1,500)	(252.04)	0.00	(1,247.96)	16.80 %
	Revenues Total	(71,500)	(71,500)	(60,657.65)	0.00	(10,842.35)	84.84 %
<b>Fund Totals</b>							
		(71,500)	(71,500)	(60,657.65)	0.00	(10,842.35)	84.84 %

**516 - County Clerk Records Archive Fund - 11516 - Revenues-County Clerk Records Archive Fund**



**Walker County Budget vs Actual Report**  
**As of the Month Ended March 31, 2021 Posted as of May 4, 2021**  
**Year to Date for the Fiscal Year Ending September 30, 2021**

Page 13 of 22

5/5/2021 10:22:11 AM

Account		Original Budget	Revised Budget	Actual	Encumbrance	Remaining	Pct
Revenues							
516.43010.11516	Fees of Office/Charges for Service	(87,000)	(87,000)	(57,266.95)	0.00	(29,733.05)	65.82 %
516.48010.11516	Interest	(1,000)	(1,000)	(80.60)	0.00	(919.40)	8.06 %
	Revenues Total	(88,000)	(88,000)	(57,347.55)	0.00	(30,652.45)	65.17 %
<b>Fund Totals</b>							
		(88,000)	(88,000)	(57,347.55)	0.00	(30,652.45)	65.17 %

**518 - District Clerk Records Management and Preservation Fund - 11518 - Revenues-District Clerk Records Management and Preservation Fund**

Revenues							
518.43010.11518	Fees of Office/Charges for Service	(3,300)	(3,300)	(2,026.53)	0.00	(1,273.47)	61.41 %
518.48010.11518	Interest	0	0	(2.06)	0.00	2.06	
	Revenues Total	(3,300)	(3,300)	(2,028.59)	0.00	(1,271.41)	61.47 %
<b>Fund Totals</b>							
		(3,300)	(3,300)	(2,028.59)	0.00	(1,271.41)	61.47 %

**519 - District Clerk Rider Fund - 11519 - Revenues-District Clerk Rider Fund**

Revenues							
519.42010.11519	State Funds	(12,000)	(12,000)	(6,000.00)	0.00	(6,000.00)	50.00 %
519.48010.11519	Interest	0	0	(11.99)	0.00	11.99	
	Revenues Total	(12,000)	(12,000)	(6,011.99)	0.00	(5,988.01)	50.10 %
<b>Fund Totals</b>							
		(12,000)	(12,000)	(6,011.99)	0.00	(5,988.01)	50.10 %

**520 - District Clerk Archive Fund - 11520 - District Clerk Archive**

Revenues							
520.43010.11520	Fees of Office/Charges for Service	(1,500)	(1,500)	(974.68)	0.00	(525.32)	64.98 %
	Revenues Total	(1,500)	(1,500)	(974.68)	0.00	(525.32)	64.98 %
<b>Fund Totals</b>							
		(1,500)	(1,500)	(974.68)	0.00	(525.32)	64.98 %

**523 - County Jury Fee Fund - 11523 - Revenues-County Jury Fee Fund**

Revenues							
523.43010.11523	Fees of Office/Charges for Service	0	0	(224.11)	0.00	224.11	



**Walker County Budget vs Actual Report**  
**As of the Month Ended March 31, 2021 Posted as of May 4, 2021**  
**Year to Date for the Fiscal Year Ending September 30, 2021**

Page 14 of 22

5/5/2021 10:22:11 AM

Account		Original Budget	Revised Budget	Actual	Encumbrance	Remaining	Pct
523.43720.11523	Jury Fee	(5,000)	(5,000)	(3,848.77)	0.00	(1,151.23)	76.98 %
	Revenues Total	(5,000)	(5,000)	(4,072.88)	0.00	(927.12)	81.46 %
<b>Fund Totals</b>		(5,000)	(5,000)	(4,072.88)	0.00	(927.12)	81.46 %

**525 - Court Reporter Service Fund - 11525 - Revenues-Court Reporter Service Fund**

Revenues							
525.43010.11525	Fees of Office/Charges for Service	0	0	(144.91)	0.00	144.91	
525.43730.11525	Court Reporter Fee	(12,000)	(12,000)	(7,667.50)	0.00	(4,332.50)	63.90 %
	Revenues Total	(12,000)	(12,000)	(7,812.41)	0.00	(4,187.59)	65.10 %
<b>Fund Totals</b>		(12,000)	(12,000)	(7,812.41)	0.00	(4,187.59)	65.10 %

**526 - County Law Library Fund - 11526 - Revenues-County Law Library Fund**

Revenues							
526.43010.11526	Fees of Office/Charges for Service	(33,400)	(33,400)	(17,887.86)	0.00	(15,512.14)	53.56 %
526.48010.11526	Interest	(35)	(35)	0.00	0.00	(35.00)	0.00 %
	Revenues Total	(33,435)	(33,435)	(17,887.86)	0.00	(15,547.14)	53.50 %
<b>Fund Totals</b>		(33,435)	(33,435)	(17,887.86)	0.00	(15,547.14)	53.50 %

**536 - Courthouse Security Fund - 11536 - Revenues-Courthouse Security Fund**

Revenues							
536.43010.11536	Fees of Office/Charges for Service	(30,000)	(30,000)	(16,965.02)	0.00	(13,034.98)	56.55 %
536.49901.11536	Transfer from General Fund	(28,294)	(28,294)	0.00	0.00	(28,294.00)	0.00 %
	Revenues Total	(58,294)	(58,294)	(16,965.02)	0.00	(41,328.98)	29.10 %
<b>Fund Totals</b>		(58,294)	(58,294)	(16,965.02)	0.00	(41,328.98)	29.10 %

**537 - Justice Courts Building Security Fund - 11537 - Revenues-Justice Courts Building Security Fund**



**Walker County Budget vs Actual Report**  
**As of the Month Ended March 31, 2021 Posted as of May 4, 2021**  
**Year to Date for the Fiscal Year Ending September 30, 2021**

Page 15 of 22

5/5/2021 10:22:11 AM

Account		Original Budget	Revised Budget	Actual	Encumbrance	Remaining	Pct
Revenues							
537.43010.11537	Fees of Office/Charges for Service	(4,000)	(4,000)	(2,358.40)	0.00	(1,641.60)	58.96 %
537.48010.11537	Interest	0	0	(18.62)	0.00	18.62	
	Revenues Total	(4,000)	(4,000)	(2,377.02)	0.00	(1,622.98)	59.43 %

<b>Fund Totals</b>		(4,000)	(4,000)	(2,377.02)	0.00	(1,622.98)	59.43 %
--------------------	--	---------	---------	------------	------	------------	---------

**538 - JP TruancyPrev and Diversion Fund - 11538 - JP Truancy Prevention and Diversion**

Revenues							
538.43010.11538	Fees of Office/Charges for Service	(9,400)	(9,400)	(8,241.35)	0.00	(1,158.65)	87.67 %
538.48010.11538	Interest	0	0	(1.61)	0.00	1.61	
	Revenues Total	(9,400)	(9,400)	(8,242.96)	0.00	(1,157.04)	87.69 %

<b>Fund Totals</b>		(9,400)	(9,400)	(8,242.96)	0.00	(1,157.04)	87.69 %
--------------------	--	---------	---------	------------	------	------------	---------

**539 - County Specialty Court Programs - 11539 - County Specialty Court Programs**

Revenues							
539.43030.11539	County Specialty Court Programs	(1,900)	(1,900)	(1,528.91)	0.00	(371.09)	80.47 %
539.48010.11539	Interest	0	0	(0.32)	0.00	0.32	
	Revenues Total	(1,900)	(1,900)	(1,529.23)	0.00	(370.77)	80.49 %

<b>Fund Totals</b>		(1,900)	(1,900)	(1,529.23)	0.00	(370.77)	80.49 %
--------------------	--	---------	---------	------------	------	----------	---------

**550 - Justice Courts Technology Fund - 11550 - Revenues-Justice Courts Technology Fund**

Revenues							
550.43010.11550	Fees of Office/Charges for Service	(17,000)	(17,000)	(8,011.30)	0.00	(8,988.70)	47.13 %
550.48010.11550	Interest	0	0	(32.48)	0.00	32.48	
	Revenues Total	(17,000)	(17,000)	(8,043.78)	0.00	(8,956.22)	47.32 %

<b>Fund Totals</b>		(17,000)	(17,000)	(8,043.78)	0.00	(8,956.22)	47.32 %
--------------------	--	----------	----------	------------	------	------------	---------

**551 - County and District Courts Technology Fund - 11551 - Revenues-County and District Courts Technology Fund**

Revenues							
551.43010.11551	Fees of Office/Charges for Service	(1,400)	(1,400)	(596.78)	0.00	(803.22)	42.63 %



**Walker County Budget vs Actual Report**  
**As of the Month Ended March 31, 2021 Posted as of May 4, 2021**  
**Year to Date for the Fiscal Year Ending September 30, 2021**

Page 16 of 22

5/5/2021 10:22:11 AM

Account		Original Budget	Revised Budget	Actual	Encumbrance	Remaining	Pct
551.48010.11551	Interest	0	0	(0.42)	0.00	0.42	
	Revenues Total	(1,400)	(1,400)	(597.20)	0.00	(802.80)	42.66 %
	<b>Fund Totals</b>	(1,400)	(1,400)	(597.20)	0.00	(802.80)	42.66 %

**552 - Child Abuse Prevention Fund - 11552 - Child Abuse Prevention Abuse Fund**

Revenues							
552.43705.11552	Child Abuse Fine to Dedicated Fund	0	0	(232.05)	0.00	232.05	
	Revenues Total	0	0	(232.05)	0.00	232.05	
	<b>Fund Totals</b>	0	0	(232.05)	0.00	232.05#Error	

**560 - District Attorney Prosecutors Supplement Fund - 11560 - Revenues-District Attorney Prosecutors Fund**

Revenues							
560.42010.11560	State Funds	(22,500)	(22,500)	(14,307.53)	0.00	(8,192.47)	63.59 %
	Revenues Total	(22,500)	(22,500)	(14,307.53)	0.00	(8,192.47)	63.59 %
	<b>Fund Totals</b>	(22,500)	(22,500)	(14,307.53)	0.00	(8,192.47)	63.59 %

**561 - Pretrial Intervention Program Fund - 11561 - Revenues-Pretrial Intervention Program Fund**

Revenues							
561.43010.11561	Fees of Office/Charges for Service	(30,000)	(30,000)	(16,770.26)	0.00	(13,229.74)	55.90 %
561.48010.11561	Interest	0	0	(32.69)	0.00	32.69	
	Revenues Total	(30,000)	(30,000)	(16,802.95)	0.00	(13,197.05)	56.01 %
	<b>Fund Totals</b>	(30,000)	(30,000)	(16,802.95)	0.00	(13,197.05)	56.01 %

**562 - District Attorney Forfeiture Fund - 11562 - Revenues-District Attorney Forfeiture Fund**

Revenues							
562.47850.11562	Forfeitures-Sheriff,DOJ EquitableSharing, District Attorney	0	0	(29,112.87)	0.00	29,112.87	
562.48010.11562	Interest	0	0	(67.33)	0.00	67.33	
	Revenues Total	0	0	(29,180.20)	0.00	29,180.20	
	<b>Fund Totals</b>	0	0	(29,180.20)	0.00	29,180.20#Error	



**Walker County Budget vs Actual Report**  
**As of the Month Ended March 31, 2021 Posted as of May 4, 2021**  
**Year to Date for the Fiscal Year Ending September 30, 2021**

Page 17 of 22

5/5/2021 10:22:11 AM

Account		Original Budget	Revised Budget	Actual	Encumbrance	Remaining	Pct
<b>563 - District Attorney Hot Check Fee Fund - 11563 - Revenues-District Attorney Hot Check Fee Fund</b>							
Revenues							
563.43140.11563	Hot Check Fees	(2,200)	(2,200)	(549.15)	0.00	(1,650.85)	24.96 %
	Revenues Total	(2,200)	(2,200)	(549.15)	0.00	(1,650.85)	24.96 %
	<b>Fund Totals</b>	(2,200)	(2,200)	(549.15)	0.00	(1,650.85)	24.96 %
<b>574 - Sheriff Forfeiture Fund - 11574 - Revenues-Sheriff Forfeiture Fund</b>							
Revenues							
574.47850.11574	Forfeitures-Sheriff,DOJ EquitableSharing, District Attorney	0	0	(30,395.52)	0.00	30,395.52	
574.48010.11574	Interest	0	0	(167.18)	0.00	167.18	
	Revenues Total	0	0	(30,562.70)	0.00	30,562.70	
	<b>Fund Totals</b>	0	0	(30,562.70)	0.00	30,562.70	#Error
<b>576 - Sheriff Inmate Medical Fund - 11576 - Revenues-Sheriff Inmate Medical Fund</b>							
Revenues							
576.43010.11576	Fees of Office/Charges for Service	(2,000)	(2,000)	(2,039.12)	0.00	39.12	101.96 %
576.48010.11576	Interest	0	0	(18.48)	0.00	18.48	
	Revenues Total	(2,000)	(2,000)	(2,057.60)	0.00	57.60	102.88 %
	<b>Fund Totals</b>	(2,000)	(2,000)	(2,057.60)	0.00	57.60	102.88 %
<b>577 - DOJ Equitable Sharing Fund - 11577 - Revenues-Equitable Sharing Fund</b>							
Revenues							
577.48010.11577	Interest	0	0	(171.10)	0.00	171.10	
	Revenues Total	0	0	(171.10)	0.00	171.10	
	<b>Fund Totals</b>	0	0	(171.10)	0.00	171.10	#Error
<b>583 - Elections Equipment Fund - 11583 - Revenues-Elections Equipment Fund</b>							
Revenues							
583.42410.11583	Intergovernmental Funds	(15,000)	(15,000)	(15,871.96)	0.00	871.96	105.81 %
	Revenues Total	(15,000)	(15,000)	(15,871.96)	0.00	871.96	105.81 %
	<b>Fund Totals</b>	(15,000)	(15,000)	(15,871.96)	0.00	871.96	105.81 %



**Walker County Budget vs Actual Report**  
**As of the Month Ended March 31, 2021 Posted as of May 4, 2021**  
**Year to Date for the Fiscal Year Ending September 30, 2021**

Page 18 of 22

5/5/2021 10:22:11 AM

Account		Original Budget	Revised Budget	Actual	Encumbrance	Remaining	Pct
<b>584 - Tax Assessor Elections Service Contract Fund - 11584 - Revenues-Tax Assessor Election Service</b>							
<b>Contract Fund</b>							
Revenues							
584.42410.11584	Intergovernmental Funds	0	0	(300.00)	0.00	300.00	
584.43010.11584	Fees of Office/Charges for Service	0	0	(13,769.39)	0.00	13,769.39	
584.48010.11584	Interest	0	0	(14.69)	0.00	14.69	
	Revenues Total	0	0	(14,084.08)	0.00	14,084.08	
<b>Fund Totals</b>							
		0	0	(14,084.08)	0.00	14,084.08	#Error
<b>601 - Special Prosecution/Civil/Juvenile Fund - 35020 - SPU Criminal</b>							
Revenues							
601.42010.35020	State Funds	(1,520,542)	(1,520,542)	(630,734.21)	0.00	(889,807.79)	41.48 %
601.42020.35020	State Longevity Pay	0	0	(15,378.00)	0.00	15,378.00	
	Revenues Total	(1,520,542)	(1,520,542)	(646,112.21)	0.00	(874,429.79)	42.49 %
<b>601 - Special Prosecution/Civil/Juvenile Fund - 35030 - SPU - State General Allocation</b>							
Revenues							
601.42010.35030	State Funds	(389,291)	(389,291)	(151,975.39)	0.00	(237,315.61)	39.04 %
	Revenues Total	(389,291)	(389,291)	(151,975.39)	0.00	(237,315.61)	39.04 %
<b>601 - Special Prosecution/Civil/Juvenile Fund - 35040 - SPU Civil Division</b>							
Revenues							
601.42010.35040	State Funds	(2,478,467)	(2,478,467)	(974,803.21)	0.00	(1,503,663.79)	39.33 %
601.42020.35040	State Longevity Pay	0	0	(5,060.00)	0.00	5,060.00	
	Revenues Total	(2,478,467)	(2,478,467)	(979,863.21)	0.00	(1,498,603.79)	39.54 %
<b>601 - Special Prosecution/Civil/Juvenile Fund - 35050 - SPU Juvenile Division</b>							
Revenues							
601.42010.35050	State Funds	(965,017)	(965,017)	(349,505.99)	0.00	(615,511.01)	36.22 %
601.42020.35050	State Longevity Pay	0	0	(1,830.00)	0.00	1,830.00	
	Revenues Total	(965,017)	(965,017)	(351,335.99)	0.00	(613,681.01)	36.41 %
<b>Fund Totals</b>							
		(5,353,317)	(5,353,317)	(2,129,286.80)	0.00	(3,224,030.20)	39.78 %
<b>615 - Adult Probation-Basic Services Fund - 50130 - Adult Basic Supervision</b>							



**Walker County Budget vs Actual Report**  
**As of the Month Ended March 31, 2021 Posted as of May 4, 2021**  
**Year to Date for the Fiscal Year Ending September 30, 2021**

Page 19 of 22

5/5/2021 10:22:11 AM

Account		Original Budget	Revised Budget	Actual	Encumbrance	Remaining	Pct
Revenues							
615.42010.50130	State Funds	(330,143)	(330,143)	(165,072.00)	0.00	(165,071.00)	50.00 %
615.42390.50130	SAFPF Grant Funds	(14,000)	(14,000)	(5,008.50)	0.00	(8,991.50)	35.78 %
615.44710.50130	CSCD Probation Fees	(802,500)	(802,500)	(416,568.23)	0.00	(385,931.77)	51.91 %
615.44720.50130	CSCD Alcohol Evaluation Fees	(10,000)	(10,000)	(7,104.31)	0.00	(2,895.69)	71.04 %
615.44730.50130	CSCD U/A Evaluation Fee	(15,000)	(15,000)	(11,536.37)	0.00	(3,463.63)	76.91 %
615.44740.50130	CSCD DWI Evaluation Fee	(5,000)	(5,000)	(1,209.00)	0.00	(3,791.00)	24.18 %
615.44750.50130	CSCD Drug Offender Program Fee	(5,000)	(5,000)	(1,840.00)	0.00	(3,160.00)	36.80 %
615.44770.50130	CSCD Insurance Fees	(900)	(900)	(857.00)	0.00	(43.00)	95.22 %
615.44830.50130	CSCD Transaction Fees	(17,000)	(17,000)	(10,416.00)	0.00	(6,584.00)	61.27 %
615.44840.50130	CSCD Anger Mgmt Fees	(300)	(300)	(172.00)	0.00	(128.00)	57.33 %
615.44850.50130	CSCD Psych Evaluation	0	0	(25.00)	0.00	25.00	
615.44860.50130	One-time Restitution Fee \$6 CSCD	0	0	(6.00)	0.00	6.00	
615.44870.50130	CSCD Pre-Trial Diversion Fees	(23,500)	(23,500)	(29,665.00)	0.00	6,165.00	126.23 %
615.48010.50130	Interest	(3,000)	(3,000)	(318.66)	0.00	(2,681.34)	10.62 %
615.48110.50130	Other Revenue	0	0	(4.66)	0.00	4.66	
Revenues Total		(1,226,343)	(1,226,343)	(649,802.73)	0.00	(576,540.27)	52.99 %

<b>Fund Totals</b>	(1,226,343)	(1,226,343)	(649,802.73)	0.00	(576,540.27)	52.99 %
--------------------	-------------	-------------	--------------	------	--------------	---------

**616 - Adult Probation - Court Services Fund - 50150 - Adult Court Services**

Revenues							
616.42010.50150	State Funds	(187,020)	(187,020)	(153,512.77)	0.00	(33,507.23)	82.08 %
Revenues Total		(187,020)	(187,020)	(153,512.77)	0.00	(33,507.23)	82.08 %
<b>Fund Totals</b>							
		(187,020)	(187,020)	(153,512.77)	0.00	(33,507.23)	82.08 %

**617 - Adult Probation-Substance Abuse Services Fund - 50170 - Adult Substance Abuse Services**

Revenues							
617.42010.50170	State Funds	(116,686)	(116,686)	(82,407.46)	0.00	(34,278.54)	70.62 %
Revenues Total		(116,686)	(116,686)	(82,407.46)	0.00	(34,278.54)	70.62 %
<b>Fund Totals</b>							
		(116,686)	(116,686)	(82,407.46)	0.00	(34,278.54)	70.62 %

**618 - Adult Probation-Pretrial Diversion - 50190 - Adult Pretrial Diversion**



**Walker County Budget vs Actual Report**  
**As of the Month Ended March 31, 2021 Posted as of May 4, 2021**  
**Year to Date for the Fiscal Year Ending September 30, 2021**

Page 20 of 22

5/5/2021 10:22:11 AM

Account		Original Budget	Revised Budget	Actual	Encumbrance	Remaining	Pct
Revenues							
618.42010.50190	State Funds	(35,950)	(35,950)	(25,288.79)	0.00	(10,661.21)	70.34 %
	Revenues Total	(35,950)	(35,950)	(25,288.79)	0.00	(10,661.21)	70.34 %
<b>Fund Totals</b>							
		(35,950)	(35,950)	(25,288.79)	0.00	(10,661.21)	70.34 %

**640 - Juvenile Grant Fund Title IVE - 36030 - Juvenile Title IV-E**

Revenues							
640.48010.36030	Interest	0	0	(35.34)	0.00	35.34	
	Revenues Total	0	0	(35.34)	0.00	35.34	
<b>Fund Totals</b>							
		0	0	(35.34)	0.00	35.34	#Error

**641 - Juvenile Grant-State Aid Fund - 36040 - Juvenile State/Grant Aid**

Revenues							
641.42010.36040	State Funds	(211,102)	(211,102)	(123,684.53)	0.00	(87,417.47)	58.59 %
	Revenues Total	(211,102)	(211,102)	(123,684.53)	0.00	(87,417.47)	58.59 %
<b>Fund Totals</b>							
		(211,102)	(211,102)	(123,684.53)	0.00	(87,417.47)	58.59 %

**643 - Juvenile Grant-Commitment Reduction Fund - 36050 - Juvenile Commitment Reduction**

Revenues							
643.42010.36050	State Funds	(28,853)	(28,853)	(19,235.00)	0.00	(9,618.00)	66.67 %
	Revenues Total	(28,853)	(28,853)	(19,235.00)	0.00	(9,618.00)	66.67 %
<b>Fund Totals</b>							
		(28,853)	(28,853)	(19,235.00)	0.00	(9,618.00)	66.67 %

**644 - Juvenile Grant-Medical Services Fund - 36060 - Juvenile Grant Medical Services**

Revenues							
644.42010.36060	State Funds	(33,829)	(33,829)	(19,712.59)	0.00	(14,116.41)	58.27 %
	Revenues Total	(33,829)	(33,829)	(19,712.59)	0.00	(14,116.41)	58.27 %
<b>Fund Totals</b>							
		(33,829)	(33,829)	(19,712.59)	0.00	(14,116.41)	58.27 %



**Walker County Budget vs Actual Report**  
**As of the Month Ended March 31, 2021 Posted as of May 4, 2021**  
**Year to Date for the Fiscal Year Ending September 30, 2021**

Page 21 of 22

5/5/2021 10:22:11 AM

Account		Original Budget	Revised Budget	Actual	Encumbrance	Remaining	Pct
<b>Fund Totals</b>		0	0	0.00	0.00	0.00	#Error
<b>646 - Juvenile Grant-PrePost Adjudication - 36080 - Juvenile Grant PrePost Adjudication</b>							
Revenues							
646.42010.36080	State Funds	(17,297)	(17,297)	(2,071.00)	0.00	(15,226.00)	11.97 %
	Revenues Total	(17,297)	(17,297)	(2,071.00)	0.00	(15,226.00)	11.97 %
<b>Fund Totals</b>		(17,297)	(17,297)	(2,071.00)	0.00	(15,226.00)	11.97 %
<b>647 - Juvenile Grant-Community Programs - 36090 - Juvenile Grant Community Programs</b>							
Revenues							
647.42010.36090	State Funds	(101,679)	(101,679)	(59,198.52)	0.00	(42,480.48)	58.22 %
	Revenues Total	(101,679)	(101,679)	(59,198.52)	0.00	(42,480.48)	58.22 %
<b>Fund Totals</b>		(101,679)	(101,679)	(59,198.52)	0.00	(42,480.48)	58.22 %
<b>701 - Retiree Health Insurance Fund - 11701 - Retiree Health Insurance Fund</b>							
Revenues							
701.43770.11701	Charges for Retiree Insurance-GenFund	(264,000)	(264,000)	0.00	0.00	(264,000.00)	0.00 %
701.48010.11701	Interest	(6,000)	(6,000)	(985.83)	0.00	(5,014.17)	16.43 %
	Revenues Total	(270,000)	(270,000)	(985.83)	0.00	(269,014.17)	0.37 %
<b>Fund Totals</b>		(270,000)	(270,000)	(985.83)	0.00	(269,014.17)	0.37 %
<b>801 - Sheriff Commissary Fund - 11801 - Revenues-Sheriff Commissary</b>							
Revenues							
801.43060.11801	Coin Phones	0	0	(56,242.00)	0.00	56,242.00	
801.48010.11801	Interest	0	0	(25.46)	0.00	25.46	
801.48130.11801	Vending Machines	0	0	798.50	0.00	(798.50)	
801.48140.11801	Sales-Commissary	0	0	(33,829.96)	0.00	33,829.96	
	Revenues Total	0	0	(89,298.92)	0.00	89,298.92	
<b>Fund Totals</b>		0	0	(89,298.92)	0.00	89,298.92	#Error



**Walker County Budget vs Actual Report**  
**As of the Month Ended March 31, 2021 Posted as of May 4, 2021**  
**Year to Date for the Fiscal Year Ending September 30, 2021**

Page 22 of 22

5/5/2021 10:22:11 AM

Account		Original Budget	Revised Budget	Actual	Encumbrance	Remaining	Pct
<b>802 - Walker County Public Safety Communications Center - 11802 - Revenues-Central Dispatch</b>							
Revenues							
802.42420.11802	Walker County	(817,788)	(817,788)	(343,479.00)	0.00	(474,309.00)	42.00 %
802.42450.11802	City of Huntsville	(817,788)	(817,788)	(343,479.00)	0.00	(474,309.00)	42.00 %
802.48010.11802	Interest	0	0	(356.51)	0.00	356.51	
802.48110.11802	Other Revenue	0	0	(3,012.15)	0.00	3,012.15	
Revenues Total		(1,635,576)	(1,635,576)	(690,326.66)	0.00	(945,249.34)	42.21 %
<b>Fund Totals</b>		(1,635,576)	(1,635,576)	(690,326.66)	0.00	(945,249.34)	42.21 %
<b>Total All Funds</b>		(44,711,230)	(46,785,936)	(33,145,632.18)	0.00	(13,640,303.82)	70.85 %



## Walker County Expenditures vs Budget Report

As of the Month Ended March 31, 2021

Posted as of May 4, 2021

Page 1 of 19

5/5/2021

10:29 AM

For The Fiscal Year Ending September 30,2021

Account	OriginalBudget	RevisedBudget	Actual	Encumbrances	Remaining	Pct
<b>101 - General Fund</b>						
<b>15010 - County Judge</b>						
Salaries/Other Pay/Benefits	221,362	221,362	102,739.45	0.00	118,622.55	46.41 %
Operations	8,454	8,454	807.61	176.44	7,469.95	11.64 %
<b>Department Total</b>	<b>229,816</b>	<b>229,816</b>	<b>103,547.06</b>	<b>176.44</b>	<b>126,092.50</b>	<b>45.13 %</b>
<b>15020 - County Judge - IT Operations</b>						
Salaries/Other Pay/Benefits	281,511	281,511	84,434.47	0.00	197,076.53	29.99 %
Operations	9,530	9,530	455.88	0.00	9,074.12	4.78 %
<b>Department Total</b>	<b>291,041</b>	<b>291,041</b>	<b>84,890.35</b>	<b>0.00</b>	<b>206,150.65</b>	<b>29.17 %</b>
<b>15030 - County Judge - IT Hardware/Software</b>						
Operations	335,121	338,151	216,765.40	0.00	121,385.60	64.10 %
<b>Department Total</b>	<b>335,121</b>	<b>338,151</b>	<b>216,765.40</b>	<b>0.00</b>	<b>121,385.60</b>	<b>64.10 %</b>
<b>15040 - Commissioners Court</b>						
Salaries/Other Pay/Benefits	71,590	85,150	50,774.78	0.00	34,375.22	59.63 %
Operations	9,046	9,046	2,848.63	165.98	6,031.39	33.33 %
<b>Department Total</b>	<b>80,636</b>	<b>94,196</b>	<b>53,623.41</b>	<b>165.98</b>	<b>40,406.61</b>	<b>57.10 %</b>
<b>15050 - County Clerk</b>						
Salaries/Other Pay/Benefits	584,774	584,774	270,025.58	0.00	314,748.42	46.18 %
Operations	108,201	108,201	36,658.63	3,092.97	68,449.40	36.74 %
<b>Department Total</b>	<b>692,975</b>	<b>692,975</b>	<b>306,684.21</b>	<b>3,092.97</b>	<b>383,197.82</b>	<b>44.70 %</b>
<b>16010 - Voter Registration</b>						
Salaries/Other Pay/Benefits	51,262	60,533	26,267.91	0.00	34,265.09	43.39 %
Operations	25,500	25,500	5,160.38	2,410.02	17,929.60	29.69 %
<b>Department Total</b>	<b>76,762</b>	<b>86,033</b>	<b>31,428.29</b>	<b>2,410.02</b>	<b>52,194.69</b>	<b>39.33 %</b>
<b>16020 - Elections</b>						
Salaries/Other Pay/Benefits	126,141	161,141	95,199.60	0.00	65,941.40	59.08 %
Operations	72,878	72,878	35,620.52	558.18	36,699.30	49.64 %
<b>Department Total</b>	<b>199,019</b>	<b>234,019</b>	<b>130,820.12</b>	<b>558.18</b>	<b>102,640.70</b>	<b>56.14 %</b>
<b>17010 - County Facilities</b>						
Salaries/Other Pay/Benefits	484,843	484,843	200,423.61	0.00	284,419.39	41.34 %
Operations	353,444	353,444	147,847.35	40,375.49	165,221.16	53.25 %
<b>Department Total</b>	<b>838,287</b>	<b>838,287</b>	<b>348,270.96</b>	<b>40,375.49</b>	<b>449,640.55</b>	<b>46.36 %</b>
<b>17020 - Facilities-Justice Center Municipal Allocation</b>						
Operations	10,983	10,983	1,915.16	0.00	9,067.84	17.44 %
<b>Department Total</b>	<b>10,983</b>	<b>10,983</b>	<b>1,915.16</b>	<b>0.00</b>	<b>9,067.84</b>	<b>17.44 %</b>
<b>19010 - Centralized Costs</b>						
Salaries/Other Pay/Benefits	555,902	555,902	133,937.10	0.00	421,964.90	24.09 %
Operations	643,263	632,878	274,819.98	363.26	357,694.76	43.48 %



## Walker County Expenditures vs Budget Report

As of the Month Ended March 31, 2021

Posted as of May 4, 2021

Page 2 of 19

5/5/2021

10:29 AM

For The Fiscal Year Ending September 30,2021

Account	OriginalBudget	RevisedBudget	Actual	Encumbrances	Remaining	Pct
<b>101 - General Fund</b>						
<b>19010 - Centralized Costs</b>						
Capital	0	10,385	10,384.11	0.00	0.89	99.99 %
<b>Department Total</b>	<b>1,199,165</b>	<b>1,199,165</b>	<b>419,141.19</b>	<b>363.26</b>	<b>779,660.55</b>	<b>34.98 %</b>
<b>19200 - Contingency</b>						
Contingency	1,051,330	711,954	0.00	0.00	711,954.00	0.00 %
<b>Department Total</b>	<b>1,051,330</b>	<b>711,954</b>	<b>0.00</b>	<b>0.00</b>	<b>711,954.00</b>	<b>0.00 %</b>
<b>20005 - County Auditor-Financial Systems</b>						
Operations	109,833	109,833	71,637.27	0.00	38,195.73	65.22 %
<b>Department Total</b>	<b>109,833</b>	<b>109,833</b>	<b>71,637.27</b>	<b>0.00</b>	<b>38,195.73</b>	<b>65.22 %</b>
<b>20010 - County Auditor</b>						
Salaries/Other Pay/Benefits	731,046	731,046	307,187.27	0.00	423,858.73	42.02 %
Operations	58,275	58,275	21,846.64	0.00	36,428.36	37.49 %
<b>Department Total</b>	<b>789,321</b>	<b>789,321</b>	<b>329,033.91</b>	<b>0.00</b>	<b>460,287.09</b>	<b>41.69 %</b>
<b>20020 - County Treasurer</b>						
Salaries/Other Pay/Benefits	357,144	357,144	154,247.91	0.00	202,896.09	43.19 %
Operations	23,579	23,579	2,939.26	1,803.46	18,836.28	20.11 %
<b>Department Total</b>	<b>380,723</b>	<b>380,723</b>	<b>157,187.17</b>	<b>1,803.46</b>	<b>221,732.37</b>	<b>41.76 %</b>
<b>20030 - County Treasurer - Collections</b>						
Salaries/Other Pay/Benefits	121,459	121,459	54,118.34	0.00	67,340.66	44.56 %
Operations	21,820	21,820	7,797.50	1,500.00	12,522.50	42.61 %
<b>Department Total</b>	<b>143,279</b>	<b>143,279</b>	<b>61,915.84</b>	<b>1,500.00</b>	<b>79,863.16</b>	<b>44.26 %</b>
<b>20040 - Purchasing</b>						
Salaries/Other Pay/Benefits	251,902	251,902	77,824.17	0.00	174,077.83	30.89 %
Operations	13,517	16,337	5,760.10	1,192.30	9,384.60	42.56 %
<b>Department Total</b>	<b>265,419</b>	<b>268,239</b>	<b>83,584.27</b>	<b>1,192.30</b>	<b>183,462.43</b>	<b>31.60 %</b>
<b>21010 - Vehicle Registration</b>						
Salaries/Other Pay/Benefits	482,243	482,243	220,990.34	0.00	261,252.66	45.83 %
Operations	14,402	14,402	4,369.32	1,285.28	8,747.40	39.26 %
<b>Department Total</b>	<b>496,645</b>	<b>496,645</b>	<b>225,359.66</b>	<b>1,285.28</b>	<b>270,000.06</b>	<b>45.64 %</b>
<b>29940 - Governmental/Services Contracts</b>						
Appraisal District - Appraisals	399,871	399,871	199,935.50	0.00	199,935.50	50.00 %
Appraisal District - Collections	172,386	172,386	86,193.00	0.00	86,193.00	50.00 %
<b>Department Total</b>	<b>572,257</b>	<b>572,257</b>	<b>286,128.50</b>	<b>0.00</b>	<b>286,128.50</b>	<b>50.00 %</b>
<b>30010 - Courts-Central Costs</b>						
Salaries/Other Pay/Benefits	42,344	42,344	21,317.64	0.00	21,026.36	50.34 %
Operations	182,665	222,665	46,696.31	0.00	175,968.69	20.97 %
<b>Department Total</b>	<b>225,009</b>	<b>265,009</b>	<b>68,013.95</b>	<b>0.00</b>	<b>196,995.05</b>	<b>25.66 %</b>



## Walker County Expenditures vs Budget Report

As of the Month Ended March 31, 2021

Posted as of May 4, 2021

Page 3 of 19

5/5/2021

10:29 AM

For The Fiscal Year Ending September 30,2021

Account	OriginalBudget	RevisedBudget	Actual	Encumbrances	Remaining	Pct
<b>101 - General Fund</b>						
<b>30020 - County Court at Law</b>						
Salaries/Other Pay/Benefits	471,496	471,496	218,626.55	0.00	252,869.45	46.37 %
Operations	223,544	183,544	77,472.83	125.00	105,946.17	42.28 %
<b>Department Total</b>	<b>695,040</b>	<b>655,040</b>	<b>296,099.38</b>	<b>125.00</b>	<b>358,815.62</b>	<b>45.22 %</b>
<b>30030 - 12th Judicial District Court</b>						
Salaries/Other Pay/Benefits	229,166	229,166	107,216.77	0.00	121,949.23	46.79 %
Operations	157,606	157,606	45,200.96	511.11	111,893.93	29.00 %
<b>Department Total</b>	<b>386,772</b>	<b>386,772</b>	<b>152,417.73</b>	<b>511.11</b>	<b>233,843.16</b>	<b>39.54 %</b>
<b>30040 - 278th Judicial District Court</b>						
Salaries/Other Pay/Benefits	233,539	233,539	107,844.09	0.00	125,694.91	46.18 %
Operations	154,623	154,623	35,158.78	0.00	119,464.22	22.74 %
<b>Department Total</b>	<b>388,162</b>	<b>388,162</b>	<b>143,002.87</b>	<b>0.00</b>	<b>245,159.13</b>	<b>36.84 %</b>
<b>30050 - Courts-Pretrial Bond Supervision</b>						
Salaries/Other Pay/Benefits	58,258	58,258	17,940.52	0.00	40,317.48	30.79 %
Operations	3,800	3,800	0.00	0.00	3,800.00	0.00 %
<b>Department Total</b>	<b>62,058</b>	<b>62,058</b>	<b>17,940.52</b>	<b>0.00</b>	<b>44,117.48</b>	<b>28.91 %</b>
<b>31010 - District Clerk</b>						
Salaries/Other Pay/Benefits	513,743	513,743	236,757.30	0.00	276,985.70	46.08 %
Operations	33,639	33,639	6,158.85	111.00	27,369.15	18.64 %
<b>Department Total</b>	<b>547,382</b>	<b>547,382</b>	<b>242,916.15</b>	<b>111.00</b>	<b>304,354.85</b>	<b>44.40 %</b>
<b>32010 - Criminal District Attorney</b>						
Salaries/Other Pay/Benefits	1,734,818	1,734,818	792,604.88	0.00	942,213.12	45.69 %
Operations	72,219	90,790	33,487.55	0.00	57,302.45	36.88 %
<b>Department Total</b>	<b>1,807,037</b>	<b>1,825,608</b>	<b>826,092.43</b>	<b>0.00</b>	<b>999,515.57</b>	<b>45.25 %</b>
<b>33010 - Justice of Peace Precinct 1</b>						
Salaries/Other Pay/Benefits	275,237	275,237	117,276.56	0.00	157,960.44	42.61 %
Operations	13,574	13,574	2,227.37	1,035.09	10,311.54	24.03 %
<b>Department Total</b>	<b>288,811</b>	<b>288,811</b>	<b>119,503.93</b>	<b>1,035.09</b>	<b>168,271.98</b>	<b>41.74 %</b>
<b>33020 - Justice of Peace Precinct 2</b>						
Salaries/Other Pay/Benefits	216,368	216,368	90,234.02	0.00	126,133.98	41.70 %
Operations	10,295	10,295	1,274.70	666.69	8,353.61	18.86 %
<b>Department Total</b>	<b>226,663</b>	<b>226,663</b>	<b>91,508.72</b>	<b>666.69</b>	<b>134,487.59</b>	<b>40.67 %</b>
<b>33030 - Justice of Peace Precinct 3</b>						
Salaries/Other Pay/Benefits	218,851	218,851	99,646.22	0.00	119,204.78	45.53 %
Operations	11,904	11,904	2,350.62	339.31	9,214.07	22.60 %
<b>Department Total</b>	<b>230,755</b>	<b>230,755</b>	<b>101,996.84</b>	<b>339.31</b>	<b>128,418.85</b>	<b>44.35 %</b>



## Walker County Expenditures vs Budget Report

As of the Month Ended March 31, 2021

Posted as of May 4, 2021

Page 4 of 19

5/5/2021

10:29 AM

For The Fiscal Year Ending September 30,2021

Account	OriginalBudget	RevisedBudget	Actual	Encumbrances	Remaining	Pct
<b>101 - General Fund</b>						
<b>33040 - Justice of Peace Precinct 4</b>						
Salaries/Other Pay/Benefits	274,421	274,421	125,228.52	0.00	149,192.48	45.63 %
Operations	17,237	17,237	2,115.84	1,124.08	13,997.08	18.80 %
<b>Department Total</b>	<b>291,658</b>	<b>291,658</b>	<b>127,344.36</b>	<b>1,124.08</b>	<b>163,189.56</b>	<b>44.05 %</b>
<b>36010 - Juvenile Probation Support - General Fund</b>						
Salaries/Other Pay/Benefits	68,331	68,331	30,959.53	0.00	37,371.47	45.31 %
Operations	82,105	82,105	9,719.31	2,211.29	70,174.40	14.53 %
<b>Department Total</b>	<b>150,436</b>	<b>150,436</b>	<b>40,678.84</b>	<b>2,211.29</b>	<b>107,545.87</b>	<b>28.51 %</b>
<b>41010 - Sheriff</b>						
Salaries/Other Pay/Benefits	3,158,591	3,164,591	1,440,436.42	0.00	1,724,154.58	45.52 %
Operations	350,181	350,181	177,699.02	63,175.09	109,306.89	68.79 %
Capital	356,140	367,844	0.00	367,843.97	0.03	100.00 %
<b>Department Total</b>	<b>3,864,912</b>	<b>3,882,616</b>	<b>1,618,135.44</b>	<b>431,019.06</b>	<b>1,833,461.50</b>	<b>52.78 %</b>
<b>41030 - Sheriff Estray</b>						
Operations	6,000	6,000	2,759.80	279.20	2,961.00	50.65 %
<b>Department Total</b>	<b>6,000</b>	<b>6,000</b>	<b>2,759.80</b>	<b>279.20</b>	<b>2,961.00</b>	<b>50.65 %</b>
<b>43010 - Courthouse Security General Fund</b>						
Salaries/Other Pay/Benefits	264,843	264,843	89,741.85	0.00	175,101.15	33.88 %
<b>Department Total</b>	<b>264,843</b>	<b>264,843</b>	<b>89,741.85</b>	<b>0.00</b>	<b>175,101.15</b>	<b>33.88 %</b>
<b>44001 - Constables Central</b>						
Salaries/Other Pay/Benefits	57,609	57,609	26,117.73	0.00	31,491.27	45.34 %
Operations	5,419	5,419	547.17	491.33	4,380.50	19.16 %
<b>Department Total</b>	<b>63,028</b>	<b>63,028</b>	<b>26,664.90</b>	<b>491.33</b>	<b>35,871.77</b>	<b>43.09 %</b>
<b>44010 - Constable Precinct 1</b>						
Salaries/Other Pay/Benefits	79,694	79,694	36,765.25	0.00	42,928.75	46.13 %
Operations	8,740	8,740	3,267.30	1,253.16	4,219.54	51.72 %
<b>Department Total</b>	<b>88,434</b>	<b>88,434</b>	<b>40,032.55</b>	<b>1,253.16</b>	<b>47,148.29</b>	<b>46.69 %</b>
<b>44020 - Constable Precinct 2</b>						
Salaries/Other Pay/Benefits	79,694	79,694	36,537.89	0.00	43,156.11	45.85 %
Operations	9,223	9,223	2,785.86	2,198.00	4,239.14	54.04 %
<b>Department Total</b>	<b>88,917</b>	<b>88,917</b>	<b>39,323.75</b>	<b>2,198.00</b>	<b>47,395.25</b>	<b>46.70 %</b>
<b>44030 - Constable Precinct 3</b>						
Salaries/Other Pay/Benefits	144,167	144,167	67,390.80	0.00	76,776.20	46.74 %
Operations	17,664	22,663	4,919.31	5,611.74	12,131.95	46.47 %
<b>Department Total</b>	<b>161,831</b>	<b>166,830</b>	<b>72,310.11</b>	<b>5,611.74</b>	<b>88,908.15</b>	<b>46.71 %</b>
<b>44040 - Constable Precinct 4</b>						
Salaries/Other Pay/Benefits	342,092	342,092	159,006.91	0.00	183,085.09	46.48 %



## Walker County Expenditures vs Budget Report

As of the Month Ended March 31, 2021

Posted as of May 4, 2021

Page 5 of 19

5/5/2021

10:29 AM

For The Fiscal Year Ending September 30,2021

Account	OriginalBudget	RevisedBudget	Actual	Encumbrances	Remaining	Pct
<b>101 - General Fund</b>						
<b>44040 - Constable Precinct 4</b>						
Operations	42,667	42,667	15,564.78	13,181.18	13,921.04	67.37 %
<b>Department Total</b>	<b>384,759</b>	<b>384,759</b>	<b>174,571.69</b>	<b>13,181.18</b>	<b>197,006.13</b>	<b>48.80 %</b>
<b>45010 - Support Personnel -DPS</b>						
Salaries/Other Pay/Benefits	62,925	62,925	28,703.62	0.00	34,221.38	45.62 %
Operations	2,215	2,215	0.00	0.00	2,215.00	0.00 %
<b>Department Total</b>	<b>65,140</b>	<b>65,140</b>	<b>28,703.62</b>	<b>0.00</b>	<b>36,436.38</b>	<b>44.06 %</b>
<b>45020 - Weigh Station Utilites and Services</b>						
Operations	35,187	35,187	7,086.91	0.00	28,100.09	20.14 %
<b>Department Total</b>	<b>35,187</b>	<b>35,187</b>	<b>7,086.91</b>	<b>0.00</b>	<b>28,100.09</b>	<b>20.14 %</b>
<b>46010 - Emergency Operations</b>						
Salaries/Other Pay/Benefits	108,004	134,698	79,032.52	0.00	55,665.48	58.67 %
Operations	104,483	694,290	631,105.18	6,189.65	56,995.17	91.79 %
<b>Department Total</b>	<b>212,487</b>	<b>828,988</b>	<b>710,137.70</b>	<b>6,189.65</b>	<b>112,660.65</b>	<b>86.41 %</b>
<b>49940 - Public Safety Governmental/Services Contracts</b>						
Walker County Dispatch	686,958	686,958	343,479.00	0.00	343,479.00	50.00 %
City of Huntsville Fire Contract	246,487	246,487	123,246.00	0.00	123,241.00	50.00 %
Crabbs Prairie Fire Department	12,000	12,000	6,000.00	0.00	6,000.00	50.00 %
Riverside Fire Department	16,300	16,300	8,154.00	0.00	8,146.00	50.02 %
Crabbs Prairie (Pine Prairie) Fire Department	12,000	12,000	6,000.00	0.00	6,000.00	50.00 %
Dodge Volunteer Fire Department	7,200	7,200	3,600.00	0.00	3,600.00	50.00 %
Thomas Lake Volunteer Fire Department	7,200	7,200	3,600.00	0.00	3,600.00	50.00 %
<b>Department Total</b>	<b>988,145</b>	<b>988,145</b>	<b>494,079.00</b>	<b>0.00</b>	<b>494,066.00</b>	<b>50.00 %</b>
<b>50010 - County Jail</b>						
Salaries/Other Pay/Benefits	2,360,268	2,407,520	1,054,795.14	0.00	1,352,724.86	43.81 %
Operations	643,109	651,837	290,707.01	255,333.35	105,796.64	83.77 %
<b>Department Total</b>	<b>3,003,377</b>	<b>3,059,357</b>	<b>1,345,502.15</b>	<b>255,333.35</b>	<b>1,458,521.50</b>	<b>52.33 %</b>
<b>50020 - County Jail Inmate Medical Cost Center</b>						
Salaries/Other Pay/Benefits	180,466	180,466	74,245.68	0.00	106,220.32	41.14 %
Operations	169,478	218,678	105,147.29	200.00	113,330.71	48.17 %
<b>Department Total</b>	<b>349,944</b>	<b>399,144</b>	<b>179,392.97</b>	<b>200.00</b>	<b>219,551.03</b>	<b>44.99 %</b>
<b>50110 - Adult Probation Support- General Fund</b>						
Operations	56,498	56,498	19,756.86	0.00	36,741.14	34.97 %
<b>Department Total</b>	<b>56,498</b>	<b>56,498</b>	<b>19,756.86</b>	<b>0.00</b>	<b>36,741.14</b>	<b>34.97 %</b>
<b>50120 - Adult Probation -Community Services- General Fund</b>						
Salaries/Other Pay/Benefits	56,907	56,907	26,363.32	0.00	30,543.68	46.33 %
Operations	850	850	0.00	0.00	850.00	0.00 %



## Walker County Expenditures vs Budget Report

As of the Month Ended March 31, 2021

Posted as of May 4, 2021

Page 6 of 19

5/5/2021

10:29 AM

For The Fiscal Year Ending September 30,2021

Account	OriginalBudget	RevisedBudget	Actual	Encumbrances	Remaining	Pct
<b>101 - General Fund</b>						
<b>Department Total</b>	<b>57,757</b>	<b>57,757</b>	<b>26,363.32</b>	<b>0.00</b>	<b>31,393.68</b>	<b>45.65 %</b>
<b>60010 - Veterans Services</b>						
Salaries/Other Pay/Benefits	32,695	32,695	12,358.05	0.00	20,336.95	37.80 %
Operations	2,137	2,137	2.91	0.00	2,134.09	0.14 %
<b>Department Total</b>	<b>34,832</b>	<b>34,832</b>	<b>12,360.96</b>	<b>0.00</b>	<b>22,471.04</b>	<b>35.49 %</b>
<b>60020 - Social Services</b>						
Operations	23,800	23,800	1,505.52	0.00	22,294.48	6.33 %
<b>Department Total</b>	<b>23,800</b>	<b>23,800</b>	<b>1,505.52</b>	<b>0.00</b>	<b>22,294.48</b>	<b>6.33 %</b>
<b>61020 - Planning and Development</b>						
Salaries/Other Pay/Benefits	499,078	499,078	220,598.53	0.00	278,479.47	44.20 %
Operations	130,063	130,063	67,249.12	4,285.61	58,528.27	55.00 %
<b>Department Total</b>	<b>629,141</b>	<b>629,141</b>	<b>287,847.65</b>	<b>4,285.61</b>	<b>337,007.74</b>	<b>46.43 %</b>
<b>61050 - Litter Control - General Fund</b>						
Operations	14,476	14,476	5,025.70	3,877.74	5,572.56	61.50 %
<b>Department Total</b>	<b>14,476</b>	<b>14,476</b>	<b>5,025.70</b>	<b>3,877.74</b>	<b>5,572.56</b>	<b>61.50 %</b>
<b>69940 - Health and Human Services - Governmental/Services Contracts</b>						
Tri-County MHMR	28,730	28,730	14,364.00	0.00	14,366.00	50.00 %
Senior Center	12,500	12,500	6,260.00	0.00	6,240.00	50.08 %
Rita B Huff Humane Center	12,000	12,000	4,000.00	0.00	8,000.00	33.33 %
Spay/Nueter Assistance	12,000	12,000	3,050.00	0.00	8,950.00	25.42 %
Soil Conservation	500	500	0.00	0.00	500.00	0.00 %
Boys Girls Organization	15,000	15,000	15,000.00	0.00	0.00	100.00 %
YMCA After School Program	15,000	15,000	15,000.00	0.00	0.00	100.00 %
Veterans Center Contract	20,000	20,000	20,000.00	0.00	0.00	100.00 %
<b>Department Total</b>	<b>115,730</b>	<b>115,730</b>	<b>77,674.00</b>	<b>0.00</b>	<b>38,056.00</b>	<b>67.12 %</b>
<b>70010 - Historical Commission</b>						
Salaries/Other Pay/Benefits	11,372	11,372	5,519.46	0.00	5,852.54	48.54 %
Operations	5,780	5,780	1,725.88	367.34	3,686.78	36.21 %
<b>Department Total</b>	<b>17,152</b>	<b>17,152</b>	<b>7,245.34</b>	<b>367.34</b>	<b>9,539.32</b>	<b>44.38 %</b>
<b>70020 - Texas AgriLife Extension Service</b>						
Salaries/Other Pay/Benefits	214,122	214,122	87,884.86	0.00	126,237.14	41.04 %
Operations	32,932	32,932	5,809.68	335.48	26,786.84	18.66 %
<b>Department Total</b>	<b>247,054</b>	<b>247,054</b>	<b>93,694.54</b>	<b>335.48</b>	<b>153,023.98</b>	<b>38.06 %</b>
<b>92020 - Debt-Voter Equipment</b>						
Debt-Principal and Interest Payment	228,189	228,189	228,188.64	0.00	0.36	100.00 %
<b>Department Total</b>	<b>228,189</b>	<b>228,189</b>	<b>228,188.64</b>	<b>0.00</b>	<b>0.36</b>	<b>100.00 %</b>



## Walker County Expenditures vs Budget Report

As of the Month Ended March 31, 2021

Posted as of May 4, 2021

Page 7 of 19

5/5/2021

10:29 AM

For The Fiscal Year Ending September 30,2021

Account	OriginalBudget	RevisedBudget	Actual	Encumbrances	Remaining	Pct
<b>101 - General Fund</b>						
<b>93000 - Transfers Out /General Fund, Projects</b>						
Transfers to Other Funds	2,363,681	2,479,159	861,755.00	0.00	1,617,404.00	34.76 %
<b>Department Total</b>	<b>2,363,681</b>	<b>2,479,159</b>	<b>861,755.00</b>	<b>0.00</b>	<b>1,617,404.00</b>	<b>34.76 %</b>
<b>101 - General Fund Total</b>	<b>26,427,709</b>	<b>27,030,447</b>	<b>11,589,308.46</b>	<b>783,669.79</b>	<b>14,657,468.75</b>	<b>45.77 %</b>
<b>105 - General Projects Fund</b>						
<b>19990 - General Government Projects</b>						
Projects - IT	85,065	85,065	0.00	0.00	85,065.00	0.00 %
Software Project	55,000	55,000	0.00	0.00	55,000.00	0.00 %
Document Management Project	45,000	45,000	0.00	0.00	45,000.00	0.00 %
County Facilities Projects	539,012	539,012	21,515.99	28,614.00	488,882.01	9.30 %
Project Contingency	783,998	386,656	0.00	0.00	386,656.00	0.00 %
Set-Aside for Future Buildings	50,000	50,000	0.00	0.00	50,000.00	0.00 %
Project-Copier Replacement	135,019	135,019	0.00	0.00	135,019.00	0.00 %
Public Transportation Projects	0	0	5,168.00	0.00	(5,168.00)	0.00 %
<b>Department Total</b>	<b>1,693,094</b>	<b>1,295,752</b>	<b>26,683.99</b>	<b>28,614.00</b>	<b>1,240,454.01</b>	<b>4.27 %</b>
<b>29990 - Financial Projects</b>						
Financial System Upgrade	165,534	165,534	0.00	0.00	165,534.00	0.00 %
Payroll Software System	124,040	118,400	11,280.00	58,185.00	48,935.00	58.67 %
<b>Department Total</b>	<b>289,574</b>	<b>283,934</b>	<b>11,280.00</b>	<b>58,185.00</b>	<b>214,469.00</b>	<b>24.47 %</b>
<b>49990 - Public Safety Projects</b>						
Weigh Station Project	11,400	11,400	0.00	0.00	11,400.00	0.00 %
Emergency Management Projects	49,734	49,734	18,874.37	0.00	30,859.63	37.95 %
Public Safety Projects	3,192	8,448	6,156.58	73.00	2,218.42	73.74 %
Capital ExpenditureProject Fund	31,675	44,100	0.00	44,100.00	0.00	100.00 %
<b>Department Total</b>	<b>96,001</b>	<b>113,682</b>	<b>25,030.95</b>	<b>44,173.00</b>	<b>44,478.05</b>	<b>60.88 %</b>
<b>69990 - Health and Human Services Projects</b>						
Project - GIS	10,216	10,216	0.00	0.00	10,216.00	0.00 %
Nuisance Abatement Project	13,000	13,000	0.00	0.00	13,000.00	0.00 %
<b>Department Total</b>	<b>23,216</b>	<b>23,216</b>	<b>0.00</b>	<b>0.00</b>	<b>23,216.00</b>	<b>0.00 %</b>
<b>93000 - Transfers Out /General Fund, Projects</b>						
Transfer to Road and Bridge Fund	0	397,342	0.00	0.00	397,342.00	0.00 %
<b>Department Total</b>	<b>0</b>	<b>397,342</b>	<b>0.00</b>	<b>0.00</b>	<b>397,342.00</b>	<b>0.00 %</b>
<b>105 - General Projects Fund Total</b>	<b>2,101,885</b>	<b>2,113,926</b>	<b>62,994.94</b>	<b>130,972.00</b>	<b>1,919,959.06</b>	<b>9.18 %</b>



## Walker County Expenditures vs Budget Report

As of the Month Ended March 31, 2021

Posted as of May 4, 2021

Page 8 of 19

5/5/2021

10:29 AM

For The Fiscal Year Ending September 30,2021

Account	OriginalBudget	RevisedBudget	Actual	Encumbrances	Remaining	Pct
<b>185 - Healthy County Initiative Fund</b>						
<b>15110 - Healthy County Initiative</b>						
Operations	3,000	3,000	0.00	0.00	3,000.00	0.00 %
<b>Department Total</b>	<b>3,000</b>	<b>3,000</b>	<b>0.00</b>	<b>0.00</b>	<b>3,000.00</b>	<b>0.00 %</b>
<b>185 - Healthy County Initiative Fund Total</b>	<b>3,000</b>	<b>3,000</b>	<b>0.00</b>	<b>0.00</b>	<b>3,000.00</b>	<b>0.00 %</b>
<b>192 - Debt Service Fund</b>						
<b>92000 - Debt Service</b>						
Principal - 2012 Series Certificate of Obligation	935,000	935,000	0.00	0.00	935,000.00	0.00 %
Interest - 2012 Series Certificate of Obligation	439,868	439,868	219,933.77	0.00	219,934.23	50.00 %
<b>Department Total</b>	<b>1,374,868</b>	<b>1,374,868</b>	<b>219,933.77</b>	<b>0.00</b>	<b>1,154,934.23</b>	<b>16.00 %</b>
<b>192 - Debt Service Fund Total</b>	<b>1,374,868</b>	<b>1,374,868</b>	<b>219,933.77</b>	<b>0.00</b>	<b>1,154,934.23</b>	<b>16.00 %</b>
<b>220 - Road and Bridge Fund</b>						
<b>19200 - Contingency</b>						
Contingency	700,000	0	0.00	0.00	0.00	0.00 %
<b>Department Total</b>	<b>700,000</b>	<b>0</b>	<b>0.00</b>	<b>0.00</b>	<b>0.00</b>	<b>0.00 %</b>
<b>82200 - Road and Bridge General</b>						
Operations	70,000	86,544	10,181.97	43,171.42	33,190.61	61.65 %
Capital	0	339,769	339,769.00	0.00	0.00	100.00 %
<b>Department Total</b>	<b>70,000</b>	<b>426,313</b>	<b>349,950.97</b>	<b>43,171.42</b>	<b>33,190.61</b>	<b>92.21 %</b>
<b>82210 - Road and Bridge Precinct 1</b>						
Salaries/Other Pay/Benefits	619,301	619,301	280,856.74	0.00	338,444.26	45.35 %
Operations	639,097	1,281,129	266,558.24	153,763.28	860,807.48	32.81 %
<b>Department Total</b>	<b>1,258,398</b>	<b>1,900,430</b>	<b>547,414.98</b>	<b>153,763.28</b>	<b>1,199,251.74</b>	<b>36.90 %</b>
<b>82220 - Road and Bridge Precinct 2</b>						
Salaries/Other Pay/Benefits	711,561	711,561	314,887.26	0.00	396,673.74	44.25 %
Operations	800,589	1,626,197	382,844.27	260,448.86	982,903.87	39.56 %
Capital	0	181,203	65,886.80	115,339.10	(22.90)	100.01 %
<b>Department Total</b>	<b>1,512,150</b>	<b>2,518,961</b>	<b>763,618.33</b>	<b>375,787.96</b>	<b>1,379,554.71</b>	<b>45.23 %</b>
<b>82230 - Road and Bridge Precinct 3</b>						
Salaries/Other Pay/Benefits	774,141	774,141	348,543.39	0.00	425,597.61	45.02 %
Operations	747,357	1,564,564	337,153.98	335,302.81	892,107.21	42.98 %



## Walker County Expenditures vs Budget Report

As of the Month Ended March 31, 2021

Posted as of May 4, 2021

Page 9 of 19

5/5/2021

10:29 AM

For The Fiscal Year Ending September 30,2021

Account	OriginalBudget	RevisedBudget	Actual	Encumbrances	Remaining	Pct
<b>220 - Road and Bridge Fund</b>						
<b>82230 - Road and Bridge Precinct 3</b>						
Capital	0	78,985	77,865.79	400.00	719.21	99.09 %
<b>Department Total</b>	<b>1,521,498</b>	<b>2,417,690</b>	<b>763,563.16</b>	<b>335,702.81</b>	<b>1,318,424.03</b>	<b>45.47 %</b>
<b>82240 - Road and Bridge Precinct 4</b>						
Salaries/Other Pay/Benefits	706,328	716,328	305,095.05	0.00	411,232.95	42.59 %
Operations	843,787	1,641,856	455,603.16	406,516.46	779,736.38	52.51 %
Capital	0	459,800	454,936.91	0.00	4,863.09	98.94 %
<b>Department Total</b>	<b>1,550,115</b>	<b>2,817,984</b>	<b>1,215,635.12</b>	<b>406,516.46</b>	<b>1,195,832.42</b>	<b>57.56 %</b>
<b>82260 - Road and Bridge Capital Projects Weigh Station Revenues</b>						
Operations	0	116,294	0.00	0.00	116,294.00	0.00 %
<b>Department Total</b>	<b>0</b>	<b>116,294</b>	<b>0.00</b>	<b>0.00</b>	<b>116,294.00</b>	<b>0.00 %</b>
<b>88010 - Road and Bridge Weigh Station Operations</b>						
Salaries/Other Pay/Benefits	20,772	20,772	8,592.92	0.00	12,179.08	41.37 %
Operations	35,000	71,541	0.00	0.00	71,541.00	0.00 %
<b>Department Total</b>	<b>55,772</b>	<b>92,313</b>	<b>8,592.92</b>	<b>0.00</b>	<b>83,720.08</b>	<b>9.31 %</b>
<b>88900 - Road and Bridge Revenues Weigh Station Projects</b>						
Operations	0	70,731	14,353.00	0.00	56,378.00	20.29 %
<b>Department Total</b>	<b>0</b>	<b>70,731</b>	<b>14,353.00</b>	<b>0.00</b>	<b>56,378.00</b>	<b>20.29 %</b>
<b>220 - Road and Bridge Fund Total</b>	<b>6,667,933</b>	<b>10,360,716</b>	<b>3,663,128.48</b>	<b>1,314,941.93</b>	<b>5,382,645.59</b>	<b>48.05 %</b>
<b>301 - Walker County EMS Fund</b>						
<b>46099 - Walker County EMS - Contingency</b>						
Operations	100,000	100,000	0.00	0.00	100,000.00	0.00 %
<b>Department Total</b>	<b>100,000</b>	<b>100,000</b>	<b>0.00</b>	<b>0.00</b>	<b>100,000.00</b>	<b>0.00 %</b>
<b>46100 - Walker County EMS - Emergency Services</b>						
Salaries/Other Pay/Benefits	3,073,492	3,073,492	1,394,563.04	0.00	1,678,928.96	45.37 %
Operations	722,728	750,354	375,098.80	107,738.67	267,516.53	64.35 %
Capital	248,505	396,449	245,535.00	147,944.00	2,970.00	99.25 %
<b>Department Total</b>	<b>4,044,725</b>	<b>4,220,295</b>	<b>2,015,196.84</b>	<b>255,682.67</b>	<b>1,949,415.49</b>	<b>53.81 %</b>
<b>301 - Walker County EMS Fund Total</b>	<b>4,144,725</b>	<b>4,320,295</b>	<b>2,015,196.84</b>	<b>255,682.67</b>	<b>2,049,415.49</b>	<b>52.56 %</b>
<b>473 - AutoTheft Task Force</b>						
<b>42080 - AutoTheft Task Force</b>						
Salaries/Other Pay/Benefits	77,176	77,176	35,879.18	0.00	41,296.82	46.49 %
<b>Department Total</b>	<b>77,176</b>	<b>77,176</b>	<b>35,879.18</b>	<b>0.00</b>	<b>41,296.82</b>	<b>46.49 %</b>



## Walker County Expenditures vs Budget Report

As of the Month Ended March 31, 2021

Posted as of May 4, 2021

Page 10 of 19

5/5/2021

10:29 AM

For The Fiscal Year Ending September 30,2021

Account	OriginalBudget	RevisedBudget	Actual	Encumbrances	Remaining	Pct
<b>473 - AutoTheft Task Force Total</b>	<b>77,176</b>	<b>77,176</b>	<b>35,879.18</b>	<b>0.00</b>	<b>41,296.82</b>	<b>46.49 %</b>
<b>474 - District Attorney Victim Assistance Coord</b>						
<b>32091 - District Attorney Victim Assistance Coord</b>						
Salaries/Other Pay/Benefits	59,623	59,623	28,423.93	0.00	31,199.07	47.67 %
<b>Department Total</b>	<b>59,623</b>	<b>59,623</b>	<b>28,423.93</b>	<b>0.00</b>	<b>31,199.07</b>	<b>47.67 %</b>
<b>474 - District Attorney Victim Assistance Coord Total</b>	<b>59,623</b>	<b>59,623</b>	<b>28,423.93</b>	<b>0.00</b>	<b>31,199.07</b>	<b>47.67 %</b>
<b>481 - Grant-Jag</b>						
<b>48857 - JAG Grant - 2020</b>						
Operations	0	5,206	0.00	0.00	5,206.00	0.00 %
Capital	0	0	5,206.00	0.00	(5,206.00)	0.00 %
<b>Department Total</b>	<b>0</b>	<b>5,206</b>	<b>5,206.00</b>	<b>0.00</b>	<b>0.00</b>	<b>100.00 %</b>
<b>481 - Grant-Jag Total</b>	<b>0</b>	<b>5,206</b>	<b>5,206.00</b>	<b>0.00</b>	<b>0.00</b>	<b>100.00 %</b>
<b>482 - Grants-HGAC Fund</b>						
<b>70040 - Master Gardeners Grant</b>						
Operations	9,028	9,028	1,877.86	0.00	7,150.14	20.80 %
<b>Department Total</b>	<b>9,028</b>	<b>9,028</b>	<b>1,877.86</b>	<b>0.00</b>	<b>7,150.14</b>	<b>20.80 %</b>
<b>482 - Grants-HGAC Fund Total</b>	<b>9,028</b>	<b>9,028</b>	<b>1,877.86</b>	<b>0.00</b>	<b>7,150.14</b>	<b>20.80 %</b>
<b>483 - Grants-HAVA Fund</b>						
<b>16050 - Elections-HAVA Grant</b>						
Salaries/Other Pay/Benefits	7,355	7,355	7,356.30	0.00	(1.30)	100.02 %
Operations	526	526	526.07	0.00	(0.07)	100.01 %
<b>Department Total</b>	<b>7,881</b>	<b>7,881</b>	<b>7,882.37</b>	<b>0.00</b>	<b>(1.37)</b>	<b>100.02 %</b>
<b>16051 - HAVA-Elections Security</b>						
Operations	24,466	24,466	0.00	0.00	24,466.00	0.00 %
<b>Department Total</b>	<b>24,466</b>	<b>24,466</b>	<b>0.00</b>	<b>0.00</b>	<b>24,466.00</b>	<b>0.00 %</b>
<b>483 - Grants-HAVA Fund Total</b>	<b>32,347</b>	<b>32,347</b>	<b>7,882.37</b>	<b>0.00</b>	<b>24,464.63</b>	<b>24.37 %</b>



## Walker County Expenditures vs Budget Report

As of the Month Ended March 31, 2021

Posted as of May 4, 2021

Page 11 of 19

5/5/2021

10:29 AM

For The Fiscal Year Ending September 30,2021

Account	OriginalBudget	RevisedBudget	Actual	Encumbrances	Remaining	Pct
<b>488 - CDBG Grants</b>						
<b>62010 - CDBG-GLO-Harvey</b>						
Operations	0	575,018	114,103.08	0.00	460,914.92	19.84 %
<b>Department Total</b>	<b>0</b>	<b>575,018</b>	<b>114,103.08</b>	<b>0.00</b>	<b>460,914.92</b>	<b>19.84 %</b>
<b>488 - CDBG Grants Total</b>	<b>0</b>	<b>575,018</b>	<b>114,103.08</b>	<b>0.00</b>	<b>460,914.92</b>	<b>19.84 %</b>
<b>511 - County Records Management and Preservation Fund</b>						
<b>15080 - County Records Preservation</b>						
Operations	15,000	15,000	0.00	0.00	15,000.00	0.00 %
<b>Department Total</b>	<b>15,000</b>	<b>15,000</b>	<b>0.00</b>	<b>0.00</b>	<b>15,000.00</b>	<b>0.00 %</b>
<b>511 - County Records Management and Preservation Fund Total</b>	<b>15,000</b>	<b>15,000</b>	<b>0.00</b>	<b>0.00</b>	<b>15,000.00</b>	<b>0.00 %</b>
<b>512 - County Records Preservation II Fund</b>						
<b>15090 - County Records II Digitize</b>						
Operations	24,411	24,411	0.00	0.00	24,411.00	0.00 %
<b>Department Total</b>	<b>24,411</b>	<b>24,411</b>	<b>0.00</b>	<b>0.00</b>	<b>24,411.00</b>	<b>0.00 %</b>
<b>512 - County Records Preservation II Fund Total</b>	<b>24,411</b>	<b>24,411</b>	<b>0.00</b>	<b>0.00</b>	<b>24,411.00</b>	<b>0.00 %</b>
<b>515 - County Clerk Records Management and Preservation Fund</b>						
<b>15060 - County Clerk Records Preservation</b>						
Salaries/Other Pay/Benefits	26,758	26,758	2,817.72	0.00	23,940.28	10.53 %
Operations	5,000	5,000	0.00	0.00	5,000.00	0.00 %
<b>Department Total</b>	<b>31,758</b>	<b>31,758</b>	<b>2,817.72</b>	<b>0.00</b>	<b>28,940.28</b>	<b>8.87 %</b>
<b>515 - County Clerk Records Management and Preservation Fund Total</b>	<b>31,758</b>	<b>31,758</b>	<b>2,817.72</b>	<b>0.00</b>	<b>28,940.28</b>	<b>8.87 %</b>
<b>516 - County Clerk Records Archive Fund</b>						
<b>15070 - County Clerk Archive</b>						
Contingency	200,000	200,000	0.00	0.00	200,000.00	0.00 %
<b>Department Total</b>	<b>200,000</b>	<b>200,000</b>	<b>0.00</b>	<b>0.00</b>	<b>200,000.00</b>	<b>0.00 %</b>



## Walker County Expenditures vs Budget Report

As of the Month Ended March 31, 2021

Posted as of May 4, 2021

Page 12 of 19

5/5/2021

10:29 AM

For The Fiscal Year Ending September 30,2021

Account	OriginalBudget	RevisedBudget	Actual	Encumbrances	Remaining	Pct
<b>516 - County Clerk Records Archive Fund Total</b>	<b>200,000</b>	<b>200,000</b>	<b>0.00</b>	<b>0.00</b>	<b>200,000.00</b>	<b>0.00 %</b>
<b>518 - District Clerk Records Management and Preservation Fund</b>						
<b>31020 - District Clerk Records Preservation</b>						
Operations	3,000	3,000	0.00	0.00	3,000.00	0.00 %
<b>Department Total</b>	<b>3,000</b>	<b>3,000</b>	<b>0.00</b>	<b>0.00</b>	<b>3,000.00</b>	<b>0.00 %</b>
<b>518 - District Clerk Records Management and Preservation Fund Total</b>	<b>3,000</b>	<b>3,000</b>	<b>0.00</b>	<b>0.00</b>	<b>3,000.00</b>	<b>0.00 %</b>
<b>519 - District Clerk Rider Fund</b>						
<b>31030 - District Clerk Rider for Prosecution</b>						
Salaries/Other Pay/Benefits	7,344	7,344	3,508.35	0.00	3,835.65	47.77 %
Operations	31,000	31,000	0.00	0.00	31,000.00	0.00 %
<b>Department Total</b>	<b>38,344</b>	<b>38,344</b>	<b>3,508.35</b>	<b>0.00</b>	<b>34,835.65</b>	<b>9.15 %</b>
<b>519 - District Clerk Rider Fund Total</b>	<b>38,344</b>	<b>38,344</b>	<b>3,508.35</b>	<b>0.00</b>	<b>34,835.65</b>	<b>9.15 %</b>
<b>520 - District Clerk Archive Fund</b>						
<b>31040 - District Clerk Archive</b>						
Operations	2,945	2,945	0.00	0.00	2,945.00	0.00 %
<b>Department Total</b>	<b>2,945</b>	<b>2,945</b>	<b>0.00</b>	<b>0.00</b>	<b>2,945.00</b>	<b>0.00 %</b>
<b>520 - District Clerk Archive Fund Total</b>	<b>2,945</b>	<b>2,945</b>	<b>0.00</b>	<b>0.00</b>	<b>2,945.00</b>	<b>0.00 %</b>
<b>523 - County Jury Fee Fund</b>						
<b>34040 - County Jury</b>						
Operations	5,000	5,000	738.00	0.00	4,262.00	14.76 %
<b>Department Total</b>	<b>5,000</b>	<b>5,000</b>	<b>738.00</b>	<b>0.00</b>	<b>4,262.00</b>	<b>14.76 %</b>
<b>523 - County Jury Fee Fund Total</b>	<b>5,000</b>	<b>5,000</b>	<b>738.00</b>	<b>0.00</b>	<b>4,262.00</b>	<b>14.76 %</b>
<b>525 - Court Reporter Service Fund</b>						
<b>34020 - Court Reporter Fees</b>						
Operations	12,000	12,000	2,062.00	0.00	9,938.00	17.18 %



## Walker County Expenditures vs Budget Report

As of the Month Ended March 31, 2021

Posted as of May 4, 2021

Page 13 of 19

5/5/2021

10:29 AM

For The Fiscal Year Ending September 30,2021

Account	OriginalBudget	RevisedBudget	Actual	Encumbrances	Remaining	Pct
<b>525 - Court Reporter Service Fund</b>						
<b>Department Total</b>	<b>12,000</b>	<b>12,000</b>	<b>2,062.00</b>	<b>0.00</b>	<b>9,938.00</b>	<b>17.18 %</b>
<b>525 - Court Reporter Service Fund Total</b>	<b>12,000</b>	<b>12,000</b>	<b>2,062.00</b>	<b>0.00</b>	<b>9,938.00</b>	<b>17.18 %</b>
<b>526 - County Law Library Fund</b>						
<b>34030 - Law Library</b>						
Salaries/Other Pay/Benefits	9,545	9,545	4,717.34	0.00	4,827.66	49.42 %
Operations	23,890	23,890	2,148.00	0.00	21,742.00	8.99 %
<b>Department Total</b>	<b>33,435</b>	<b>33,435</b>	<b>6,865.34</b>	<b>0.00</b>	<b>26,569.66</b>	<b>20.53 %</b>
<b>526 - County Law Library Fund Total</b>	<b>33,435</b>	<b>33,435</b>	<b>6,865.34</b>	<b>0.00</b>	<b>26,569.66</b>	<b>20.53 %</b>
<b>536 - Courthouse Security Fund</b>						
<b>43020 - Courthouse Security Fund-Fund 536</b>						
Salaries/Other Pay/Benefits	71,245	71,245	33,123.75	0.00	38,121.25	46.49 %
<b>Department Total</b>	<b>71,245</b>	<b>71,245</b>	<b>33,123.75</b>	<b>0.00</b>	<b>38,121.25</b>	<b>46.49 %</b>
<b>536 - Courthouse Security Fund Total</b>	<b>71,245</b>	<b>71,245</b>	<b>33,123.75</b>	<b>0.00</b>	<b>38,121.25</b>	<b>46.49 %</b>
<b>537 - Justice Courts Building Security Fund</b>						
<b>43030 - Justice Courts Building Security</b>						
Operations	10,000	10,000	0.00	0.00	10,000.00	0.00 %
<b>Department Total</b>	<b>10,000</b>	<b>10,000</b>	<b>0.00</b>	<b>0.00</b>	<b>10,000.00</b>	<b>0.00 %</b>
<b>537 - Justice Courts Building Security Fund Total</b>	<b>10,000</b>	<b>10,000</b>	<b>0.00</b>	<b>0.00</b>	<b>10,000.00</b>	<b>0.00 %</b>
<b>550 - Justice Courts Technology Fund</b>						
<b>34010 - Justice Court Technology</b>						
Operations	19,701	19,701	16,125.04	0.00	3,575.96	81.85 %
Contingency	5,000	5,000	0.00	0.00	5,000.00	0.00 %
<b>Department Total</b>	<b>24,701</b>	<b>24,701</b>	<b>16,125.04</b>	<b>0.00</b>	<b>8,575.96</b>	<b>65.28 %</b>
<b>550 - Justice Courts Technology Fund Total</b>	<b>24,701</b>	<b>24,701</b>	<b>16,125.04</b>	<b>0.00</b>	<b>8,575.96</b>	<b>65.28 %</b>



## Walker County Expenditures vs Budget Report

As of the Month Ended March 31, 2021

Posted as of May 4, 2021

Page 14 of 19

5/5/2021

10:29 AM

For The Fiscal Year Ending September 30,2021

Account	OriginalBudget	RevisedBudget	Actual	Encumbrances	Remaining	Pct
<b>551 - County and District Courts Technology Fund</b>						
<b>34060 - County and District Courts Technology</b>						
Operations	4,920	4,920	4,639.44	0.00	280.56	94.30 %
<b>Department Total</b>	<b>4,920</b>	<b>4,920</b>	<b>4,639.44</b>	<b>0.00</b>	<b>280.56</b>	<b>94.30 %</b>
<b>551 - County and District Courts Technology Fund Total</b>	<b>4,920</b>	<b>4,920</b>	<b>4,639.44</b>	<b>0.00</b>	<b>280.56</b>	<b>94.30 %</b>
<b>560 - District Attorney Prosecutors Supplement Fund</b>						
<b>32040 - District Attorney Supplement</b>						
Operations	22,500	22,500	5,217.03	1,646.00	15,636.97	30.50 %
<b>Department Total</b>	<b>22,500</b>	<b>22,500</b>	<b>5,217.03</b>	<b>1,646.00</b>	<b>15,636.97</b>	<b>30.50 %</b>
<b>560 - District Attorney Prosecutors Supplement Fund Total</b>	<b>22,500</b>	<b>22,500</b>	<b>5,217.03</b>	<b>1,646.00</b>	<b>15,636.97</b>	<b>30.50 %</b>
<b>561 - Pretrial Intervention Program Fund</b>						
<b>34050 - Pretrial Invention</b>						
Salaries/Other Pay/Benefits	9,431	9,431	7,178.88	0.00	2,252.12	76.12 %
Operations	44,068	44,068	0.00	0.00	44,068.00	0.00 %
<b>Department Total</b>	<b>53,499</b>	<b>53,499</b>	<b>7,178.88</b>	<b>0.00</b>	<b>46,320.12</b>	<b>13.42 %</b>
<b>561 - Pretrial Intervention Program Fund Total</b>	<b>53,499</b>	<b>53,499</b>	<b>7,178.88</b>	<b>0.00</b>	<b>46,320.12</b>	<b>13.42 %</b>
<b>562 - District Attorney Forfeiture Fund</b>						
<b>32020 - District Attorney Forfeiture</b>						
Operations	24,000	24,000	2,635.50	0.00	21,364.50	10.98 %
Capital	0	48,000	0.00	0.00	48,000.00	0.00 %
<b>Department Total</b>	<b>24,000</b>	<b>72,000</b>	<b>2,635.50</b>	<b>0.00</b>	<b>69,364.50</b>	<b>3.66 %</b>
<b>562 - District Attorney Forfeiture Fund Total</b>	<b>24,000</b>	<b>72,000</b>	<b>2,635.50</b>	<b>0.00</b>	<b>69,364.50</b>	<b>3.66 %</b>
<b>563 - District Attorney Hot Check Fee Fund</b>						
<b>32030 - District Attorney Hot Check Fees</b>						
Operations	2,881	2,881	1,067.00	0.00	1,814.00	37.04 %
<b>Department Total</b>	<b>2,881</b>	<b>2,881</b>	<b>1,067.00</b>	<b>0.00</b>	<b>1,814.00</b>	<b>37.04 %</b>



## Walker County Expenditures vs Budget Report

As of the Month Ended March 31, 2021

Posted as of May 4, 2021

Page 15 of 19

5/5/2021

10:29 AM

For The Fiscal Year Ending September 30,2021

Account	OriginalBudget	RevisedBudget	Actual	Encumbrances	Remaining	Pct
<b>563 - District Attorney Hot Check Fee</b>	<b>2,881</b>	<b>2,881</b>	<b>1,067.00</b>	<b>0.00</b>	<b>1,814.00</b>	<b>37.04 %</b>
<b>Fund Total</b>						
<b>574 - Sheriff Forfeiture Fund</b>						
<b>41020 - Sheriff Forfeiture</b>						
Operations	20,000	20,000	315.00	2,216.00	17,469.00	12.66 %
Capital	0	18,411	15,961.00	2,450.00	0.00	100.00 %
Contingency	20,000	1,589	0.00	0.00	1,589.00	0.00 %
<b>Department Total</b>	<b>40,000</b>	<b>40,000</b>	<b>16,276.00</b>	<b>4,666.00</b>	<b>19,058.00</b>	<b>52.36 %</b>
<b>574 - Sheriff Forfeiture Fund Total</b>	<b>40,000</b>	<b>40,000</b>	<b>16,276.00</b>	<b>4,666.00</b>	<b>19,058.00</b>	<b>52.36 %</b>
<b>576 - Sheriff Inmate Medical Fund</b>						
<b>50030 - Sheriff Inmate Medical</b>						
Operations	10,000	10,000	0.00	0.00	10,000.00	0.00 %
<b>Department Total</b>	<b>10,000</b>	<b>10,000</b>	<b>0.00</b>	<b>0.00</b>	<b>10,000.00</b>	<b>0.00 %</b>
<b>576 - Sheriff Inmate Medical Fund Total</b>	<b>10,000</b>	<b>10,000</b>	<b>0.00</b>	<b>0.00</b>	<b>10,000.00</b>	<b>0.00 %</b>
<b>577 - DOJ Equitable Sharing Fund</b>						
<b>42570 - DOJ Equitable Sharing</b>						
Contingency	50,000	50,000	0.00	0.00	50,000.00	0.00 %
<b>Department Total</b>	<b>50,000</b>	<b>50,000</b>	<b>0.00</b>	<b>0.00</b>	<b>50,000.00</b>	<b>0.00 %</b>
<b>577 - DOJ Equitable Sharing Fund Total</b>	<b>50,000</b>	<b>50,000</b>	<b>0.00</b>	<b>0.00</b>	<b>50,000.00</b>	<b>0.00 %</b>
<b>583 - Elections Equipment Fund</b>						
<b>16030 - Elections Equipment</b>						
Operations	23,219	23,219	44,045.00	0.00	(20,826.00)	189.69 %
<b>Department Total</b>	<b>23,219</b>	<b>23,219</b>	<b>44,045.00</b>	<b>0.00</b>	<b>(20,826.00)</b>	<b>189.69 %</b>
<b>583 - Elections Equipment Fund Total</b>	<b>23,219</b>	<b>23,219</b>	<b>44,045.00</b>	<b>0.00</b>	<b>(20,826.00)</b>	<b>189.69 %</b>
<b>584 - Tax Assessor Elections Service Contract Fund</b>						
<b>16040 - Elections Services/Contracts</b>						
Salaries/Other Pay/Benefits	4,218	4,218	0.00	0.00	4,218.00	0.00 %
Operations	2,227	2,227	0.00	0.00	2,227.00	0.00 %



## Walker County Expenditures vs Budget Report

As of the Month Ended March 31, 2021

Posted as of May 4, 2021

Page 16 of 19

5/5/2021

10:29 AM

For The Fiscal Year Ending September 30,2021

Account	OriginalBudget	RevisedBudget	Actual	Encumbrances	Remaining	Pct
<b>584 - Tax Assessor Elections Service Contract Fund</b>						
<b>Department Total</b>	<b>6,445</b>	<b>6,445</b>	<b>0.00</b>	<b>0.00</b>	<b>6,445.00</b>	<b>0.00 %</b>
<b>584 - Tax Assessor Elections Service Contract Fund Total</b>	<b>6,445</b>	<b>6,445</b>	<b>0.00</b>	<b>0.00</b>	<b>6,445.00</b>	<b>0.00 %</b>
<b>601 - Special Prosecution/Civil/Juvenile Fund</b>						
<b>35020 - SPU Criminal</b>						
Salaries/Other Pay/Benefits	1,520,542	1,520,542	699,324.94	0.00	821,217.06	45.99 %
<b>Department Total</b>	<b>1,520,542</b>	<b>1,520,542</b>	<b>699,324.94</b>	<b>0.00</b>	<b>821,217.06</b>	<b>45.99 %</b>
<b>35030 - SPU - State General Allocation</b>						
Salaries/Other Pay/Benefits	196,532	196,532	79,680.86	0.00	116,851.14	40.54 %
Operations	192,759	254,113	89,884.55	17,078.38	147,150.07	42.09 %
Capital	0	25,903	0.00	0.00	25,903.00	0.00 %
<b>Department Total</b>	<b>389,291</b>	<b>476,548</b>	<b>169,565.41</b>	<b>17,078.38</b>	<b>289,904.21</b>	<b>39.17 %</b>
<b>35040 - SPU Civil Division</b>						
Salaries/Other Pay/Benefits	1,596,029	1,596,029	738,151.00	0.00	857,878.00	46.25 %
Operations	882,438	1,103,898	302,671.66	17,078.42	784,147.92	28.97 %
Capital	0	25,903	0.00	0.00	25,903.00	0.00 %
<b>Department Total</b>	<b>2,478,467</b>	<b>2,725,830</b>	<b>1,040,822.66</b>	<b>17,078.42</b>	<b>1,667,928.92</b>	<b>38.81 %</b>
<b>35050 - SPU Juvenile Division</b>						
Salaries/Other Pay/Benefits	837,415	837,415	330,580.90	0.00	506,834.10	39.48 %
Operations	127,602	193,913	49,127.51	4,269.60	140,515.89	27.54 %
Capital	0	25,903	0.00	0.00	25,903.00	0.00 %
<b>Department Total</b>	<b>965,017</b>	<b>1,057,231</b>	<b>379,708.41</b>	<b>4,269.60</b>	<b>673,252.99</b>	<b>36.32 %</b>
<b>601 - Special Prosecution/Civil/Juvenile Fund Total</b>	<b>5,353,317</b>	<b>5,780,151</b>	<b>2,289,421.42</b>	<b>38,426.40</b>	<b>3,452,303.18</b>	<b>40.27 %</b>
<b>615 - Adult Probation-Basic Services Fund</b>						
<b>50130 - Adult Basic Supervision</b>						
Salaries/Other Pay/Benefits	1,284,319	1,284,319	504,631.10	0.00	779,687.90	39.29 %
Operations	150,137	150,137	52,685.49	1,943.45	95,508.06	36.39 %
Capital	31,887	31,887	0.00	0.00	31,887.00	0.00 %
<b>Department Total</b>	<b>1,466,343</b>	<b>1,466,343</b>	<b>557,316.59</b>	<b>1,943.45</b>	<b>907,082.96</b>	<b>38.14 %</b>
<b>615 - Adult Probation-Basic Services Fund Total</b>	<b>1,466,343</b>	<b>1,466,343</b>	<b>557,316.59</b>	<b>1,943.45</b>	<b>907,082.96</b>	<b>38.14 %</b>



## Walker County Expenditures vs Budget Report

As of the Month Ended March 31, 2021

Posted as of May 4, 2021

Page 17 of 19

5/5/2021

10:29 AM

For The Fiscal Year Ending September 30,2021

Account	OriginalBudget	RevisedBudget	Actual	Encumbrances	Remaining	Pct
<b>616 - Adult Probation - Court Services Fund</b>						
<b>50150 - Adult Court Services</b>						
Salaries/Other Pay/Benefits	166,057	166,057	79,109.94	0.00	86,947.06	47.64 %
Operations	20,963	20,963	4,499.55	0.00	16,463.45	21.46 %
<b>Department Total</b>	<b>187,020</b>	<b>187,020</b>	<b>83,609.49</b>	<b>0.00</b>	<b>103,410.51</b>	<b>44.71 %</b>
<b>616 - Adult Probation - Court Services Fund Total</b>	<b>187,020</b>	<b>187,020</b>	<b>83,609.49</b>	<b>0.00</b>	<b>103,410.51</b>	<b>44.71 %</b>
<b>617 - Adult Probation-Substance Abuse Services Fund</b>						
<b>50170 - Adult Substance Abuse Services</b>						
Salaries/Other Pay/Benefits	58,755	58,755	28,039.94	0.00	30,715.06	47.72 %
Operations	57,931	57,931	24,765.90	1,872.89	31,292.21	45.98 %
<b>Department Total</b>	<b>116,686</b>	<b>116,686</b>	<b>52,805.84</b>	<b>1,872.89</b>	<b>62,007.27</b>	<b>46.86 %</b>
<b>617 - Adult Probation-Substance Abuse Services Fund Total</b>	<b>116,686</b>	<b>116,686</b>	<b>52,805.84</b>	<b>1,872.89</b>	<b>62,007.27</b>	<b>46.86 %</b>
<b>618 - Adult Probation-Pretrial Diversion</b>						
<b>50190 - Adult Pretrial Diversion</b>						
Salaries/Other Pay/Benefits	33,337	33,337	15,407.56	0.00	17,929.44	46.22 %
Operations	2,613	2,613	2,157.25	0.00	455.75	82.56 %
<b>Department Total</b>	<b>35,950</b>	<b>35,950</b>	<b>17,564.81</b>	<b>0.00</b>	<b>18,385.19</b>	<b>48.86 %</b>
<b>618 - Adult Probation-Pretrial Diversion Total</b>	<b>35,950</b>	<b>35,950</b>	<b>17,564.81</b>	<b>0.00</b>	<b>18,385.19</b>	<b>48.86 %</b>
<b>640 - Juvenile Grant Fund Title IVE</b>						
<b>36030 - Juvenile Title IV-E</b>						
Operations	0	0	432.00	0.00	(432.00)	0.00 %
<b>Department Total</b>	<b>0</b>	<b>0</b>	<b>432.00</b>	<b>0.00</b>	<b>(432.00)</b>	<b>0.00 %</b>
<b>640 - Juvenile Grant Fund Title IVE Total</b>	<b>0</b>	<b>0</b>	<b>432.00</b>	<b>0.00</b>	<b>(432.00)</b>	<b>0.00 %</b>
<b>641 - Juvenile Grant-State Aid Fund</b>						
<b>36040 - Juvenile State/Grant Aid</b>						
Salaries/Other Pay/Benefits	204,421	204,421	95,980.08	0.00	108,440.92	46.95 %
Operations	6,681	6,681	0.00	0.00	6,681.00	0.00 %



## Walker County Expenditures vs Budget Report

As of the Month Ended March 31, 2021

Posted as of May 4, 2021

Page 18 of 19

5/5/2021

10:29 AM

For The Fiscal Year Ending September 30,2021

Account	OriginalBudget	RevisedBudget	Actual	Encumbrances	Remaining	Pct
<b>641 - Juvenile Grant-State Aid Fund</b>						
<b>Department Total</b>	<b>211,102</b>	<b>211,102</b>	<b>95,980.08</b>	<b>0.00</b>	<b>115,121.92</b>	<b>45.47 %</b>
<b>641 - Juvenile Grant-State Aid Fund Total</b>	<b>211,102</b>	<b>211,102</b>	<b>95,980.08</b>	<b>0.00</b>	<b>115,121.92</b>	<b>45.47 %</b>
<b>643 - Juvenile Grant-Commitment Reduction Fund</b>						
<b>36050 - Juvenile Commitment Reduction</b>						
Operations	28,853	28,853	9,880.00	0.00	18,973.00	34.24 %
<b>Department Total</b>	<b>28,853</b>	<b>28,853</b>	<b>9,880.00</b>	<b>0.00</b>	<b>18,973.00</b>	<b>34.24 %</b>
<b>643 - Juvenile Grant-Commitment Reduction Fund Total</b>	<b>28,853</b>	<b>28,853</b>	<b>9,880.00</b>	<b>0.00</b>	<b>18,973.00</b>	<b>34.24 %</b>
<b>644 - Juvenile Grant-Medical Services Fund</b>						
<b>36060 - Juvenile Grant Medical Services</b>						
Salaries/Other Pay/Benefits	33,829	33,829	15,695.22	0.00	18,133.78	46.40 %
<b>Department Total</b>	<b>33,829</b>	<b>33,829</b>	<b>15,695.22</b>	<b>0.00</b>	<b>18,133.78</b>	<b>46.40 %</b>
<b>644 - Juvenile Grant-Medical Services Fund Total</b>	<b>33,829</b>	<b>33,829</b>	<b>15,695.22</b>	<b>0.00</b>	<b>18,133.78</b>	<b>46.40 %</b>
<b>646 - Juvenile Grant-PrePost Adjudication</b>						
<b>36080 - Juvenile Grant PrePost Adjudication</b>						
Operations	17,297	17,297	7,837.00	0.00	9,460.00	45.31 %
<b>Department Total</b>	<b>17,297</b>	<b>17,297</b>	<b>7,837.00</b>	<b>0.00</b>	<b>9,460.00</b>	<b>45.31 %</b>
<b>646 - Juvenile Grant-PrePost Adjudication Total</b>	<b>17,297</b>	<b>17,297</b>	<b>7,837.00</b>	<b>0.00</b>	<b>9,460.00</b>	<b>45.31 %</b>
<b>647 - Juvenile Grant-Community Programs</b>						
<b>36090 - Juvenile Grant Community Programs</b>						
Salaries/Other Pay/Benefits	101,679	101,679	45,659.06	0.00	56,019.94	44.91 %
<b>Department Total</b>	<b>101,679</b>	<b>101,679</b>	<b>45,659.06</b>	<b>0.00</b>	<b>56,019.94</b>	<b>44.91 %</b>
<b>647 - Juvenile Grant-Community Programs Total</b>	<b>101,679</b>	<b>101,679</b>	<b>45,659.06</b>	<b>0.00</b>	<b>56,019.94</b>	<b>44.91 %</b>



## Walker County Expenditures vs Budget Report

As of the Month Ended March 31, 2021

Posted as of May 4, 2021

Page 19 of 19

5/5/2021

10:29 AM

For The Fiscal Year Ending September 30,2021

Account	OriginalBudget	RevisedBudget	Actual	Encumbrances	Remaining	Pct
<b>801 - Sheriff Commissary Fund</b>						
<b>50040 - Sheriff Commissary Operations</b>						
Salaries/Other Pay/Benefits	0	0	1,207.18	0.00	(1,207.18)	0.00 %
Operations	0	0	12,620.17	812.31	(13,432.48)	0.00 %
<b>Department Total</b>	<b>0</b>	<b>0</b>	<b>13,827.35</b>	<b>812.31</b>	<b>(14,639.66)</b>	<b>0.00 %</b>
<b>801 - Sheriff Commissary Fund Total</b>	<b>0</b>	<b>0</b>	<b>13,827.35</b>	<b>812.31</b>	<b>(14,639.66)</b>	<b>0.00 %</b>
<b>802 - Walker County Public Safety Communications Center</b>						
<b>46500 - Walker County Central Dispatch Services</b>						
Salaries/Other Pay/Benefits	1,188,095	1,188,095	470,871.38	0.00	717,223.62	39.63 %
Operations	245,343	245,343	137,694.77	697.51	106,950.72	56.41 %
Capital	531,320	531,320	106,262.60	0.00	425,057.40	20.00 %
Contingency	62,879	62,879	0.00	0.00	62,879.00	0.00 %
<b>Department Total</b>	<b>2,027,637</b>	<b>2,027,637</b>	<b>714,828.75</b>	<b>697.51</b>	<b>1,312,110.74</b>	<b>35.29 %</b>
<b>802 - Walker County Public Safety Communications Center Total</b>	<b>2,027,637</b>	<b>2,027,637</b>	<b>714,828.75</b>	<b>697.51</b>	<b>1,312,110.74</b>	<b>35.29 %</b>
<b>Report Totals</b>	<b>51,187,310</b>	<b>56,725,500</b>	<b>21,795,091.57</b>	<b>2,535,330.95</b>	<b>32,395,077.48</b>	<b>42.89 %</b>

Final  
\$20,000,000  
Walker County, Texas  
Certificates of Obligation  
Series 2012

## Sources & Uses

Dated 06/01/ 2012

Delivered 06/21/2012

### Sources of Funds

Par Amount of Bonds	\$20,000,000.00
Reoffering Premium	130,840.40
Accrued Interest from 06/01/2012 to 06/21/2012	32,798.19
<b>Total Sources</b>	<b>\$20,163,638.59</b>

### Uses Of Funds

Deposit to Project Fund	\$19,818,693.66
Costs of Issuance	109,000.00
Total Underwriter's Discount (0.521%)	104,136.25
Gross Bond Insurance Premium ( 36.0 bp)	99,010.49
Deposit to Debt Service Fund	32,798.19
<b>Total Uses</b>	<b>\$20,163,638.59</b>

# Debt Service Schedule

Part 1 of 2

Date	Principal	Coupon	Interest	Total P+I	Fiscal Total
06/21/2012	-	-	-	-	-
02/01/2013	-	-	393,578.33	393,578.33	-
08/01/2013	685,000.00	2.000%	295,183.75	980,183.75	-
09/30/2013	-	-	-	-	1,373,762.08
02/01/2014	-	-	288,333.75	288,333.75	-
08/01/2014	800,000.00	2.000%	238,333.75	1,088,333.75	-
09/30/2014	-	-	-	-	1,376,667.50
02/01/2015	-	-	280,333.75	280,333.75	-
08/01/2015	815,000.00	2.000%	280,333.75	1,095,333.75	-
09/30/2015	-	-	-	-	1,375,667.50
02/01/2016	-	-	272,183.75	272,183.75	-
08/01/2016	830,000.00	2.000%	272,183.75	1,102,183.75	-
09/30/2016	-	-	-	-	1,374,367.50
02/01/2017	-	-	263,883.75	263,883.75	-
08/01/2017	845,000.00	2.000%	263,883.75	1,108,883.75	-
09/30/2017	-	-	-	-	1,372,767.50
02/01/2018	-	-	255,433.75	255,433.75	-
08/01/2018	865,000.00	2.000%	255,433.75	1,120,433.75	-
09/30/2018	-	-	-	-	1,375,867.50
02/01/2019	-	-	246,783.75	246,783.75	-
08/01/2019	880,000.00	3.000%	246,783.75	1,126,783.75	-
09/30/2019	-	-	-	-	1,373,567.50
02/01/2020	-	-	233,583.75	233,583.75	-
08/01/2020	910,000.00	3.000%	233,583.75	1,143,583.75	-
09/30/2020	-	-	-	-	1,377,167.50
02/01/2021	-	-	219,933.75	219,933.75	-
08/01/2021	935,000.00	3.000%	219,933.75	1,154,933.75	-
09/30/2021	-	-	-	-	1,374,867.50
02/01/2022	-	-	205,908.75	205,908.75	-
08/01/2022	965,000.00	3.000%	205,908.75	1,170,908.75	-
09/30/2022	-	-	-	-	1,376,817.50
02/01/2023	-	-	191,433.75	191,433.75	-
08/01/2023	990,000.00	3.000%	191,433.75	1,181,433.75	-
09/30/2023	-	-	-	-	1,372,867.50
02/01/2024	-	-	176,583.75	176,583.75	-
08/01/2024	1,020,000.00	3.000%	176,583.75	1,196,583.75	-
09/30/2024	-	-	-	-	1,373,167.50
02/01/2025	-	-	161,283.75	161,283.75	-
08/01/2025	1,055,000.00	3.125%	161,283.75	1,216,283.75	-
09/30/2025	-	-	-	-	1,377,567.50
02/01/2026	-	-	144,799.38	144,799.38	-
08/01/2026	1,085,000.00	3.125%	144,799.38	1,229,799.38	-
09/30/2026	-	-	-	-	1,374,598.76
02/01/2027	-	-	127,846.25	127,846.25	-
08/01/2027	1,120,000.00	3.250%	127,846.25	1,247,846.25	-

Final  
**\$20,000,000**  
Walker County, Texas  
Certificates of Obligation  
Series 2012

**Debt Service Schedule**

Part 2 of 2

Date	Principal	Coupon	Interest	Total P+I	Fiscal Total
09/30/2027	-	-	-	-	1,375,692.50
02/01/2028	-	-	109,646.25	109,646.25	-
08/01/2028	1,155,000.00	3.375%	109,646.25	1,264,646.25	-
09/30/2028	-	-	-	-	1,374,292.50
02/01/2029	-	-	90,155.63	90,155.63	-
08/01/2029	1,195,000.00	3.375%	90,155.63	1,285,155.63	-
09/30/2029	-	-	-	-	1,375,311.26
02/01/2030	-	-	69,990.00	69,990.00	-
08/01/2030	1,235,000.00	3.500%	69,990.00	1,304,990.00	-
09/30/2030	-	-	-	-	1,374,980.00
02/01/2031	-	-	48,377.50	48,377.50	-
08/01/2031	1,280,000.00	3.700%	48,377.50	1,328,377.50	-
09/30/2031	-	-	-	-	1,376,755.00
02/01/2032	-	-	24,697.50	24,697.50	-
06/01/2032	1,335,000.00	3.700%	16,465.00	1,351,465.00	-
09/30/2032	-	-	-	-	1,376,162.50
<b>Total</b>	<b>\$20,000,000.00</b>	-	<b>\$7,502,914.60</b>	<b>\$27,502,914.60</b>	-

**Yield  
Statistics**

Accrued interest from 06/01/2012 to 06/21/2012	\$32,798.19
Bond Year Dollars	\$232,960.83
Average Life	11.648 Years
Average Coupon	3.2206764%
Net Interest Cost (NIC)	3.2092135%
True Interest Cost (TIC)	3.1782981%
Bond Yield for Arbitrage Purposes	3.1755617%
All Inclusive Cost (AIC)	3.2901900%

Final  
**\$20,000,000**  
Walker County, Texas  
Certificates of Obligation  
Series 2012

## Debt Service Schedule

Date	Principal	Coupon	Interest	Total P+I
09/30/2012	-	-	-	-
09/30/2013	685,000.00	2.000%	688,762.08	1,373,762.08
09/30/2014	800,000.00	2.000%	576,667.50	1,376,667.50
09/30/2015	815,000.00	2.000%	560,667.50	1,375,667.50
09/30/2016	830,000.00	2.000%	544,367.50	1,374,367.50
09/30/2017	845,000.00	2.000%	527,767.50	1,372,767.50
09/30/2018	865,000.00	2.000%	510,867.50	1,375,867.50
09/30/2019	880,000.00	3.000%	493,567.50	1,373,567.50
03/30/2020	910,000.00	3.000%	467,167.50	1,377,167.50
09/30/2021	935,000.00	3.000%	439,867.50	1,374,867.50
09/30/2022	965,000.00	3.000%	411,817.50	1,376,817.50
09/30/2023	990,000.00	3.000%	382,867.50	1,372,867.50
09/30/2024	1,020,000.00	3.000%	353,167.50	1,373,167.50
09/30/2025	1,055,000.00	3.125%	322,567.50	1,377,567.50
09/30/2026	1,085,000.00	3.125%	289,598.76	1,374,598.76
09/30/2027	1,120,000.00	3.250%	255,692.50	1,375,692.50
09/30/2028	1,155,000.00	3.375%	219,292.50	1,374,292.50
09/30/2029	1,195,000.00	3.375%	180,311.26	1,375,311.26
09/30/2030	1,235,000.00	3.500%	139,980.00	1,374,980.00
09/30/2031	1,280,000.00	3.700%	96,755.00	1,376,755.00
09/30/2032	1,135,000.00	3.700%	41,162.50	1,376,162.50
<b>Total</b>	<b>\$20,000,000.00</b>	-	<b>\$7,502,914.60</b>	<b>\$27,502,914.60</b>

## Yield Statistics

Accrued interest from 06/01/2012 to 06/21/2012	\$32,798.19
Bond Year Dollars	\$232,960.83
Average Life	11.648 Years
Average Coupon	3.2206764%
Net Interest Cost (NIC)	3.2092135%
True Interest Cost (TIC)	3.1782981%
Bond Yield for Arbitrage Purposes	3.1755617%
All Inclusive Cost (AIC)	3.2901900%

Final

**\$20,000,000**

Walker County, Texas

Certificates of Obligation

Series 2012

## Pricing Summary

Maturity	Type of Bond	Coupon	Yield	Maturity Value	Price	Total P+I
08/01/2013	Serial Coupon	2.000%	0.520%	685,000.00	101.637%	696,213.45
08/01/2014	Serial Coupon	2.000%	0.730%	800,000.00	102.655%	821,240.00
08/01/2015	Serial Coupon	2.000%	0.960%	815,000.00	103.179%	840,908.85
08/01/2016	Serial Coupon	2.000%	1.200%	830,000.00	103.199%	856,551.70
08/01/2017	Serial Coupon	2.000%	1.480%	845,000.00	102.550%	866,547.50
08/01/2018	Serial Coupon	2.000%	1.740%	865,000.00	101.500%	877,975.00
08/01/2019	Serial Coupon	3.000%	1.990%	880,000.00	106.665%	938,652.00
08/01/2020	Serial Coupon	3.000%	2.290%	910,000.00	105.227%	957,565.70
08/01/2021	Serial Coupon	3.000%	2.550%	935,000.00	103.636%	968,996.60
08/01/2022	Serial Coupon	3.000%	2.750%	965,000.00	102.191%	986,143.15
08/01/2023	Serial Coupon	3.000%	2.940%	990,000.00	100.519%	995,138.10
08/01/2024	Serial Coupon	3.000%	3.100%	1,020,000.00	98.994%	1,009,738.80
08/01/2025	Serial Coupon	3.125%	3.200%	1,055,000.00	99.199%	1,046,549.45
08/01/2026	Serial Coupon	3.125%	3.280%	1,085,000.00	98.258%	1,066,099.30
08/01/2027	Serial Coupon	3.250%	3.360%	1,120,000.00	98.702%	1,105,462.40
08/01/2028	Serial Coupon	3.375%	3.440%	1,155,000.00	99.198%	1,145,736.90
08/01/2029	Serial Coupon	3.375%	3.530%	1,195,000.00	98.109%	1,171,327.05
08/01/2030	Serial Coupon	3.500%	3.620%	1,235,000.00	98.413%	1,215,400.55
08/01/2031	Serial Coupon	3.700%	3.810%	1,280,000.00	98.513%	1,260,966.40
06/01/2032	Serial Coupon	3.700%	3.870%	1,335,000.00	97.650%	1,303,627.50
<b>Total</b>	-	-	-	<b>\$20,000,000.00</b>	-	<b>\$20,130,840.40</b>

c - Priced to the 8/1/2022 par call

### Bid Information

Par Amount of Bonds	\$20,000,000.00
Reoffering Premium or (Discount)	130,840.40
Gross Production	\$20,130,840.40
Total Underwriter's Discount (0.521%)	(\$104,136.25)
Bid (100.134%)	20,026,704.15
Accrued Interest from 06/01/2012 to 06/21/2012	32,798.19
Total Purchase Price	\$20,059,502.34
Bond Year Dollars	\$232,960.83
Average Life	11.648 Years
Average Coupon	3.2206764%
Net Interest Cost (NIC)	3.2092135%
True Interest Cost (TIC)	3.1782981%

Crews & Associates, Inc.

Capital Markets Group

Page 5