



*Financial Information
For the Month Ended February 28, 2021
Posted Transactions as of April 7, 2021*

Prepared by:
Patricia Allen
County Auditor

Information is presented based on ledger balances and entries posted thru April 7, 2021 for the month ended February 28, 2021, for the fiscal year ending September 30, 2021. This is unaudited information. There are accrual and adjusting entries that have not been posted

As required Local Government Code 114.024

Table of Contents

Fund Balance - Summary of Revenues, Expenditures and Net Transfers to Date 3
Cash and Investments Report 4
Cash and Investments – Agency Funds Maintained by Elected Officials 5
Balance Sheet by Fund 6
Sales Tax Revenue – Comparison by Month and Fiscal Year 20
Weigh Station Revenues – Comparison by Month and Fiscal Year 21
Revenues - Budget vs Actual 22
Expenditures by Category - Budget vs Actual 43
Outstanding Debt – 2012 Certificates of Obligation 62



Summary of Revenues, Expenditures and Net Transfers to Date
As of the Month Ended February 28, 2021
Transactions Posted As of April 07, 2021
For the Fiscal Year Ending September 30, 2021

Ledger Balances	Fund Balance Fiscal Yr Begin	Revenues To Date	Expenditures To Date	Net Transfers Between Funds	Fund Balance This Date
Operating					
101 - General Fund	\$ 11,645,297.33	\$ 19,245,993.37	\$ 9,187,310.12	\$ (861,755.00)	\$ 20,842,225.58
192 - Debt Service Fund	\$ 259,009.43	\$ 1,302,082.32	\$ 219,933.77	\$ -	\$ 1,341,157.98
220 - Road & Bridge	\$ 3,917,214.34	\$ 4,285,445.46	\$ 2,900,844.24	\$ 300,000.00	\$ 5,601,815.56
301 - Walker County EMS Fund	\$ 1,119,313.44	\$ 1,197,886.19	\$ 1,742,665.37	\$ 561,755.00	\$ 1,136,289.26
180 - Public Safety Seized Money Fund	\$ -	\$ -	\$ -	\$ -	\$ -
185 - General Fund - Healthy County Initiative Fund	\$ 19,384.93	\$ 277.01	\$ -	\$ -	\$ 19,661.94
	16,960,219.47	26,031,684.35	14,050,753.50	-	\$ 28,941,150.32
Projects					
105 - General Projects Fund	\$ 2,101,264.62	\$ 1,073.72	\$ 30,745.29	\$ -	\$ 2,071,593.05
119 - Covid 19 Relief Fund	\$ -	\$ -	\$ -	\$ -	\$ -
Grants/Other Funds					
460 - Affordable Housing Initiatives	\$ -	\$ -	\$ -	\$ -	\$ -
473 - SO Auto Task Force Grant	\$ -	\$ 33,038.08	\$ 30,291.60	\$ -	\$ 2,746.48
474 - CDA Victims Assistance Grant	\$ -	\$ 8,702.12	\$ 24,081.90	\$ -	\$ (15,379.78)
475 - CDA Prosecutor Grant	\$ -	\$ -	\$ -	\$ -	\$ -
481 - Jag Grants	\$ -	\$ 5,206.00	\$ 5,206.00	\$ -	\$ -
482 - HGAC Fund	\$ -	\$ -	\$ -	\$ -	\$ -
483 - HAVA Fund	\$ -	\$ 32,348.83	\$ 7,882.37	\$ -	\$ 24,466.46
485 - Grants - HomeLand Security	\$ -	\$ -	\$ -	\$ -	\$ -
486 - Community Development Block Grant	\$ -	\$ -	\$ -	\$ -	\$ -
488 - CDBG Grant	\$ -	\$ 81,502.20	\$ 114,103.08	\$ -	\$ (32,600.88)
489 - CDBG Grant - Fire Protection Fund	\$ -	\$ -	\$ -	\$ -	\$ -
511 - County Records Management and Preservation	\$ 3,560.49	\$ 4,515.84	\$ -	\$ -	\$ 8,076.33
512 - County Records Preservation II Fund	\$ 64,553.93	\$ 4,522.09	\$ -	\$ -	\$ 69,076.02
515 - County Clerk Records Management and Preserv	\$ 614,680.02	\$ 47,874.32	\$ 2,817.72	\$ -	\$ 659,736.62
516 - County Clerk Records Archive Fund	\$ 191,769.82	\$ 44,968.41	\$ -	\$ -	\$ 236,738.23
518 - District Clerk Records Preservation	\$ 11,960.74	\$ 1,545.05	\$ -	\$ -	\$ 13,505.79
519 - District Clerk Rider Fund	\$ 32,224.77	\$ 5,011.52	\$ 2,946.20	\$ -	\$ 34,290.09
520 - District Clerk Archive Fund	\$ 3,252.14	\$ 723.48	\$ -	\$ -	\$ 3,975.62
523 - County Jury Fee Fund	\$ -	\$ 3,275.90	\$ -	\$ -	\$ 3,275.90
525 - Court Reporter Services Fund	\$ 610.46	\$ 5,818.93	\$ 2,062.00	\$ -	\$ 4,367.39
526 - County Law Library Fund	\$ 4,074.92	\$ 13,303.27	\$ 5,383.26	\$ -	\$ 11,994.93
536 - Courthouse Security Fund	\$ 16,939.50	\$ 13,148.35	\$ 27,941.61	\$ -	\$ 2,146.24
537 - Justice Courts Security Fund	\$ 47,862.36	\$ 1,847.44	\$ -	\$ -	\$ 49,709.80
538 - JP Truancy Prevention and Diversion	\$ 7,543.10	\$ 6,558.23	\$ -	\$ -	\$ 14,101.33
539 - County Speciality Court Programs	\$ 1,537.51	\$ 1,216.10	\$ -	\$ -	\$ 2,753.61
550 - Justice Courts Technology Fund	\$ 86,076.54	\$ 6,217.77	\$ 8,875.04	\$ -	\$ 83,419.27
551 - County and District Courts Technology Fund	\$ 6,722.17	\$ 474.43	\$ 692.86	\$ -	\$ 6,503.74
552- Child Abuse Prevention Fund	\$ 632.60	\$ 110.12	\$ -	\$ -	\$ 742.72
560 - District Attorney Prosecutors Supplement Fund	\$ -	\$ 14,307.53	\$ 3,681.83	\$ -	\$ 10,625.70
561 - Pretrial Intervention Program Fund	\$ 93,408.42	\$ 16,498.68	\$ 6,235.93	\$ -	\$ 103,671.17
562 - District Attorney Forfeiture Fund	\$ 180,865.03	\$ 29,177.57	\$ 2,635.50	\$ -	\$ 207,407.10
563 - District Attorney Hot Check Fee Fund	\$ 2,396.03	\$ 519.15	\$ 469.36	\$ -	\$ 2,445.82
574 - Sheriff Forfeiture Fund	\$ 422,591.42	\$ 30,556.17	\$ 315.00	\$ -	\$ 452,832.59
576 - Sheriff Inmate Medical Fund	\$ 47,158.36	\$ 1,630.76	\$ -	\$ -	\$ 48,789.12
577 - DOJ-Equitable Sharing Fund	\$ 403,564.33	\$ 162.92	\$ -	\$ -	\$ 403,727.25
583 - Elections Equipment Fund	\$ 9,815.25	\$ 15,871.96	\$ 44,045.00	\$ -	\$ (18,357.79)
584 - Tax Assessor Elections Service Contract Fund	\$ 40,519.48	\$ 14,083.51	\$ -	\$ -	\$ 54,602.99
589 - Tax Assessor Special Inventory Fee Fund	\$ 96.52	\$ -	\$ -	\$ -	\$ 96.52
601 - SPU Civil/Criminal/Juvenile Grant/Allocations	\$ -	\$ 1,941,526.69	\$ 1,929,617.69	\$ -	\$ 11,909.00
640 - Juvenile Grant Fund (Title IV E)	\$ 97,164.11	\$ 33.96	\$ 360.00	\$ -	\$ 96,838.07
641 - Juvenile Grant State Aid Fund	\$ -	\$ 88,500.53	\$ 79,336.34	\$ -	\$ 9,164.19
643 - Juvenile Grant-Commitment Reduction Fund	\$ -	\$ 14,427.00	\$ 8,780.00	\$ -	\$ 5,647.00
644 - Juvenile Medical Grant	\$ -	\$ 14,074.59	\$ 13,283.62	\$ -	\$ 790.97
645 - Juvenile HGAC Services Grant	\$ -	\$ -	\$ -	\$ -	\$ -
646 - Juvenile Grant - PrePost Adjudication	\$ -	\$ (811.00)	\$ 7,837.00	\$ -	\$ (8,648.00)
647 - Juvenile Grant - Community Services	\$ -	\$ 42,252.52	\$ 39,985.86	\$ -	\$ 2,266.66
648 - Juvenile Grant - Regionalization	\$ -	\$ -	\$ -	\$ -	\$ -
615 - Adult Probation-Basic Services Fund	\$ 300,255.50	\$ 439,282.88	\$ 473,889.66	\$ -	\$ 265,648.72
616 - Adult Probation-Court Services Fund	\$ -	\$ 106,757.77	\$ 65,227.32	\$ -	\$ 41,530.45
617 - Adult Probation-Substance Abuse Services Fund	\$ -	\$ 53,235.46	\$ 40,616.28	\$ -	\$ 12,619.18
618 - Adult Probation-Pretrial Diversion	\$ -	\$ 16,300.79	\$ 14,920.16	\$ -	\$ 1,380.63
701 - Retiree Health Insurance Fund	\$ 1,891,344.23	\$ 974.91	\$ -	\$ -	\$ 1,892,319.14
801 - Sheriff Commissary Fund	\$ 116,907.88	\$ 66,412.05	\$ 12,025.75	\$ -	\$ 171,294.18
802 - Walker County Public Safety Communications Center	\$ 1,059,455.57	\$ 575,799.41	\$ 624,707.66	\$ -	\$ 1,010,547.32
810 - Agency Fund - LEOSE Training Funds	\$ -	\$ -	\$ -	\$ -	\$ -
820 - CERTZ #1	\$ -	\$ -	\$ -	\$ -	\$ -
	5,759,543.20	3,803,504.29	3,600,253.60	-	5,962,793.89
	\$ 24,821,027.29	\$ 29,836,262.36	\$ 17,681,752.39	\$ -	\$ 36,975,537.26



Cash and Investments Report
For the Month Ended February 28, 2021
Transactions Posted as of April 07, 2021
For the Fiscal Year Ending September 30, 2021

	Other Bank					
	Cash	Accounts	Texpool	MBIA	Wells Fargo	Total
Operating						
101 - General Fund	\$ 3,182,758.71	\$ 93,362.55	\$11,474,396.99	\$ 1,193,637.00	\$5,898,380.93	\$21,842,536.18
192 - Debt Service Fund	1,106,252.77	-	221,882.21	-	-	\$ 1,328,134.98
220 - Road & Bridge	2,338,217.73	-	3,782,365.33	-	-	\$ 6,120,583.06
301 - Walker County EMS Fund	123,364.91	86,688.38	438,370.05	60,571.90	161,039.86	\$ 870,035.10
180 - Public Safety Seized Money Fund	-	-	289,964.05	-	-	\$ 289,964.05
185 - General Fund - Healthy County Initiative Fu	1,781.85	-	17,879.80	-	-	\$ 19,661.65
	6,752,375.97	180,050.93	16,224,858.43	1,254,208.90	6,059,420.79	30,470,915.02
Projects						
105 - General Projects Fund	15,594.46	-	944,129.97	804,748.76	324,934.86	2,089,408.05
119- Covid 19 Relief Fund	-	-	-	-	-	-
Grants/Other Funds						
460 - Affordable Housing Initiatives	-	-	-	-	-	-
473- SO Auto Task Force Grant	(15,204.90)	-	-	-	-	(15,204.90)
474 - CDA Victims Grant	(15,379.78)	-	-	-	-	(15,379.78)
475 - CDA Prosecutor Grant	-	-	-	-	-	-
481 - Jag Grants	-	-	-	-	-	-
482 - HGAC Grants	-	-	-	-	-	-
483 - HAVA Fund	24,466.46	-	-	-	-	24,466.46
484 - Grants - Other Funds	0.00	-	-	-	-	-
485 - Grants Homeland Security	0.00	-	-	-	-	-
488 - CDBG Grants	0.00	-	-	-	-	-
489 - CDBG Grant - Fire Protection	0.00	-	-	-	-	-
511 - County Records Management and Preserv	8,076.33	-	-	-	-	8,076.33
512 - County Records Preservation II Fund	7,690.16	-	61,385.86	-	-	69,076.02
515 - County Clerk Records Management and Pr	85,304.98	-	508,093.84	66,337.80	-	659,736.62
516 - County Clerk Records Archive Fund	95,316.26	-	55,541.83	85,880.14	-	236,738.23
518 - District Clerk Records Preservation	8,502.21	-	5,003.58	-	-	13,505.79
519 - District Clerk Rider Fund	4,922.07	-	29,368.02	-	-	34,290.09
520 - District Clerk Archive Fund	3,975.62	-	-	-	-	3,975.62
523 - County Jury Fee Fund	3,275.90	-	-	-	-	3,275.90
525 - Court Reporter Services Fund	4,367.39	-	-	-	-	4,367.39
526 - County Law Library Fund	11,994.93	-	-	-	-	11,994.93
536 - Courthouse Security Fund	2,146.24	-	-	-	-	2,146.24
537 - Justice Courts Security Fund	4,067.32	-	45,642.48	-	-	49,709.80
538 - JP Truancy Prevention and Diversion	10,154.97	-	3,946.36	-	-	14,101.33
539 - County Specialty Court Revenues Fund	1,958.49	-	795.12	-	-	2,753.61
540 - Fire Suppression-US Forest Service Fund	0.00	-	17,354.47	-	-	17,354.47
550 - Justice Courts Technology Fund	3,911.04	-	79,650.21	-	-	83,561.25
551 - County and District Courts Technology Fun	6,175.47	-	1,021.13	-	-	7,196.60
552 - Child Abuse Prevention Fund	742.72	-	-	-	-	742.72
560 - District Attorney Prosecutors Supplement F	5,589.67	-	-	-	-	5,589.67
561 - Pretrial Intervention Program Fund	23,529.86	-	80,141.31	-	-	103,671.17
562 - District Attorney Forfeiture Fund	42,316.18	-	165,090.92	-	-	207,407.10
563 - District Attorney Hot Check Fee Fund	2,495.79	-	-	-	-	2,495.79
574 - Sheriff Forfeiture Fund	45,257.64	865.23	409,197.85	-	-	455,320.72
576 - Sheriff Inmate Medical Fund	3,471.41	-	45,317.71	-	-	48,789.12
577 - DOJ-Equitable Sharing Fund	0.00	-	379,760.04	23,967.21	-	403,727.25
583 - Elections Equipment Fund	(18,357.79)	-	-	-	-	(18,357.79)
584 - Tax Assessor Elections Service Contract Fur	18,586.92	-	36,016.07	-	-	54,602.99
589 - Tax Assessor Special Inventory Fee Fund	80.16	-	16.36	-	-	96.52
601 - SPU Civil/Criminal/Juvenile Grant/Allocation	(629,309.10)	-	-	-	-	(629,309.10)
640 - Juvenile Grant Fund (Title IVE)	10,267.58	-	86,642.49	-	-	96,910.07
641 - Juvenile Grant State Aid Fund	9,164.19	-	-	-	-	9,164.19
643 - Juvenile Grant-Commitment Reduction Fui	6,647.00	-	-	-	-	6,647.00
644 - Juvenile Medical Fund Grant	790.97	-	-	-	-	790.97
645 - Juvenile Services - HGAC Grant	0.00	-	-	-	-	-
646 - Juvenile Grant - PrePost Adjudication	(8,648.00)	-	-	-	-	(8,648.00)
647 - Juvenile Grant - Community Programs	2,266.66	-	-	-	-	2,266.66
648 - Juvenile Grant - Regionalization	0.00	-	-	-	-	-
701 - Retiree Health Insurance Fund	0.00	-	686,822.54	1,205,496.60	-	1,892,319.14
County Treasurer Agency Funds						
615 - Adult Probation-Basic Services Fund	119,016.99	30.00	34,083.11	115,634.82	-	268,764.92
616 - Adult Probation-Court Services Fund	41,530.45	-	-	-	-	41,530.45
617 - Adult Probation-Substance Abuse Services I	15,899.12	-	-	-	-	15,899.12
618 - Pretrial Diversion	1,380.63	-	-	-	-	1,380.63
801 - Sheriff Commissary Fund	97,470.72	-	62,424.35	-	-	159,895.07
802 - Walker County Public Safety Communicati	180,385.73	-	832,342.08	-	-	1,012,727.81
810 - Agency Fund - LEOSE Training Funds	55,336.26	-	-	-	-	55,336.26
820 - CERTZ #1	0.00	-	-	-	-	-
	281,632.92	895.23	3,625,657.73	1,497,316.57	0.00	5,405,502.45
	\$ 7,049,603.35	\$ 180,946.16	\$20,794,646.13	\$ 3,556,274.23	\$6,384,355.65	\$37,965,825.52



Cash and Investments Report
As of February 28, 2021
 Transactions Posted as of April 07, 2021

	Cash	ICT	Certificates of Deposit	Total
Agency Funds Maintained by the Department (Balance as of Last Date Reported by the Department)				
850 Agency Fund - County Clerk	\$ 2,357,859.86	\$ 427,143.34	\$ -	\$ 2,785,003.20
851 Agency Fund - District Clerk	\$ 855,249.19	\$ -	\$ 618,148.19	\$ 1,473,397.38
852 Agency Fund - Criminal District Attorney	\$ 12,410.17	\$ -	\$ -	\$ 12,410.17
853 Agency Fund - Tax Assessor	\$ 2,064,327.96	\$ -	\$ -	\$ 2,064,327.96
854 Agency Fund - Sheriff	\$ 84,575.40	\$ -	\$ -	\$ 84,575.40
855 Agency Fund - Juvenile	\$ 2,656.96	\$ -	\$ -	\$ 2,656.96
856 Agency Fund - County Treasurer Jury	\$ 1.56	\$ -	\$ -	\$ 1.56
857 Agency Fund - Justice of Peace Precinct 4	\$ 5,721.70	\$ -	\$ -	\$ 5,721.70
858 Agency Fund - Adult Probation	\$ 2,956.67	\$ -	\$ -	\$ 2,956.67
	\$ 5,385,759.47	\$ 427,143.34	\$ 618,148.19	\$ 6,431,051.00



Walker County, Texas
Financial Information-Ledger Balances
Balance Sheet Accounts
and Changes in Fund Balance
Unadjusted and Unaudited Information
As of the Month Ended February 28, 2021
For the Fiscal Year Ending September 30, 2021

Posted as of April 07, 2021

	101	180	192	220
	General Fund	Seizure Fund	Debt Service	Road and Bridge
Assets				
Cash Disbursement Accounts	3,182,758.71	\$ -	\$ 1,106,252.77	\$ 2,338,217.73
Cash in Bank - Other than Disbursement Accounts	93,362.55	\$ -	\$ -	\$ -
Cash Equivalent Texpool	11,474,396.99	289,964.05	221,882.21	3,782,365.33
Cash Equivalent MBIA	1,193,637.00	-	-	-
Cash Equivalent DWS	-	-	-	-
Cash Equivalent - Wells Fargo	5,898,380.93	-	-	-
Cash Equivalent Deferred Revenue	-	-	-	-
Certificate of Deposit	-	-	-	-
Cash Other	-	-	-	-
Taxes Receivable	1,117,685.84	-	81,269.59	-
Accounts Receivable/Billings to Others	84,138.46	-	-	-
Accounts Receivable - EMS Billings	-	-	-	-
Due from Other Funds	-	-	-	-
Due from Others	70,252.02	-	-	10.25
Due from Other Governments	982,878.79	-	-	-
Prepaid Expenditures	40,986.00	-	-	-
Total Assets	24,138,477.29	289,964.05	1,409,404.57	6,120,593.31
Liabilities				
Accounts Payable	130,460.53	-	-	500,290.70
Retainage Payable	-	-	-	-
Due to Other Governments/State Agencies	113,153.99	-	-	-
Due to Other Funds	-	-	-	-
Due to Others	307,631.38	289,964.05	-	-
Payroll, Accrued Payroll and Employee Benefits Payable	1,805,422.97	-	-	-
Deferred Revenues	939,582.84	-	68,246.59	18,487.05
Agency Accounts Due to Others	-	-	-	-
Total Liabilities	3,296,251.71	289,964.05	68,246.59	518,777.75
Fund Balance Information				
Total Revenues-Fiscal Year to date	19,245,993.37	-	1,302,082.32	4,285,445.46
Total Expenses-Fiscal Year to date	(9,187,310.12)	(.00)	(219,933.77)	(2,900,844.24)
Excess (Deficit) of Revenues Over (Under) Expenditures	10,058,683.25	-	1,082,148.55	1,384,601.22
Other Sources (Uses) of Funds				
Transfers In From Other Funds	-	-	-	300,000.00
Transfers to Other Funds	(861,755.00)	(.00)	(.00)	(.00)
Issue of Certificates of Obligation	-	-	-	-
Total Other Financing Sources (Uses)	(861,755.00)	-	-	300,000.00
Net Change in Fund Balance-Fiscal Year to Date	9,196,928.25	-	1,082,148.55	1,684,601.22
Fund Balance at Beginning of Year	11,645,297.33	-	259,009.43	3,917,214.34
Fund Balance End of Reporting Period	20,842,225.58	-	1,341,157.98	5,601,815.56
Total Liabilities and Fund Balance	\$ 24,138,477.29	\$ 289,964.05	\$ 1,409,404.57	\$ 6,120,593.31



Posted as of April 07, 2021

	301	105	119	756
	EMS	General Projects	Covid 19 Relief Fund	Jail Project
Assets				
Cash Disbursement Accounts	\$ 123,364.91	\$ 15,594.46	\$ -	\$ -
Cash in Bank - Other than Disbursement Accounts	\$ 86,688.38	\$ -	\$ -	\$ -
Cash Equivalent Texpool	438,370.05	944,129.97	-	-
Cash Equivalent MBIA	60,571.90	804,748.76	-	-
Cash Equivalent DWS	-	-	-	-
Cash Equivalent - Wells Fargo	161,039.86	324,934.86	-	-
Cash Equivalent Deferred Revenue	-	-	-	-
Certificate of Deposit	-	-	-	-
Cash Other	-	-	-	-
Taxes Receivable	-	-	-	-
Accounts Receivable/Billings to Others	-	-	-	-
Accounts Receivable - EMS Billings	446,402.37	-	-	-
Due from Other Funds	-	-	-	-
Due from Others	86.53	-	-	-
Due from Other Governments	-	-	-	-
Prepaid Expenditures	-	-	-	-
Total Assets	1,316,524.00	2,089,408.05	-	-
Liabilities				
Accounts Payable	34,687.74	17,815.00	-	-
Retainage Payable	-	-	-	-
Due to Other Governments/State Agencies	-	-	-	-
Due to Other Funds	-	-	-	-
Due to Others	-	-	-	-
Payroll, Accrued Payroll and Employee Benefits Payable	-	-	-	-
Deferred Revenues	145,547.00	-	-	-
Agency Accounts Due to Others	-	-	-	-
Total Liabilities	180,234.74	17,815.00	-	-
Fund Balance Information				
Total Revenues-Fiscal Year to date	1,197,886.19	1,073.72	-	-
Total Expenses-Fiscal Year to date	(1,742,665.37)	(30,745.29)	(.00)	(.00)
Excess (Deficit) of Revenues Over (Under) Expenditures	(544,779.18)	(29,671.57)	-	-
Other Sources (Uses) of Funds				
Transfers In From Other Funds	561,755.00	-	-	-
Transfers to Other Funds	(.00)	(.00)	(.00)	(.00)
Issue of Certificates of Obligation	-	-	-	-
Total Other Financing Sources (Uses)	561,755.00	-	-	-
Net Change in Fund Balance-Fiscal Year to Date	16,975.82	(29,671.57)	-	-
Fund Balance at Beginning of Year	1,119,313.44	2,101,264.62	-	-
Fund Balance End of Reporting Period	1,136,289.26	2,071,593.05	-	-
Total Liabilities and Fund Balance	\$ 1,316,524.00	\$ 2,089,408.05	\$ -	\$ -



Posted as of April 07, 2021

	511 County Records	512 County Records II -Digitize	515 County Clerk Records	516 County Clerk Archive Fund
Assets				
Cash Disbursement Accounts	\$ 8,076.33	\$ 7,690.16	\$ 85,304.98	\$ 95,316.26
Cash in Bank - Other than Disbursement Accounts	\$ -	\$ -	\$ -	\$ -
Cash Equivalent Texpool	-	61,385.86	508,093.84	55,541.83
Cash Equivalent MBIA	-	-	66,337.80	85,880.14
Cash Equivalent DWS	-	-	-	-
Cash Equivalent - Wells Fargo	-	-	-	-
Cash Equivalent Deferred Revenue	-	-	-	-
Certificate of Deposit	-	-	-	-
Cash Other	-	-	-	-
Taxes Receivable	-	-	-	-
Accounts Receivable/Billings to Others	-	-	-	-
Accounts Receivable - EMS Billings	-	-	-	-
Due from Other Funds	-	-	-	-
Due from Others	-	-	-	-
Due from Other Governments	-	-	-	-
Prepaid Expenditures	-	-	-	-
Total Assets	8,076.33	69,076.02	659,736.62	236,738.23
Liabilities				
Accounts Payable	-	-	-	-
Retainage Payable	-	-	-	-
Due to Other Governments/State Agencies	-	-	-	-
Due to Other Funds	-	-	-	-
Due to Others	-	-	-	-
Payroll, Accrued Payroll and Employee Benefits Payable	-	-	-	-
Deferred Revenues	-	-	-	-
Agency Accounts Due to Others	-	-	-	-
Total Liabilities	-	-	-	-
Fund Balance Information				
Total Revenues-Fiscal Year to date	4,515.84	4,522.09	47,874.32	44,968.41
Total Expenses-Fiscal Year to date	(.00)	(.00)	(2,817.72)	(.00)
Excess (Deficit) of Revenues Over (Under) Expenditures	4,515.84	4,522.09	45,056.60	44,968.41
Other Sources (Uses) of Funds				
Transfers In From Other Funds	-	-	-	-
Transfers to Other Funds	(.00)	(.00)	(.00)	(.00)
Issue of Certificates of Obligation	-	-	-	-
Total Other Financing Sources (Uses)	-	-	-	-
Net Change in Fund Balance-Fiscal Year to Date	4,515.84	4,522.09	45,056.60	44,968.41
Fund Balance at Beginning of Year	3,560.49	64,553.93	614,680.02	191,769.82
Fund Balance End of Reporting Period	8,076.33	69,076.02	659,736.62	236,738.23
Total Liabilities and Fund Balance	\$ 8,076.33	\$ 69,076.02	\$ 659,736.62	\$ 236,738.23



Posted as of April 07, 2021

	518 District Clerk Records	519 District Clerk Rider Fund	520 District Clerk Archive Fund	523 Jury Fund
Assets				
Cash Disbursement Accounts	\$ 8,502.21	\$ 4,922.07	\$ 3,975.62	\$ 3,275.90
Cash in Bank - Other than Disbursement Accounts	\$ -	\$ -	\$ -	\$ -
Cash Equivalent Texpool	5,003.58	29,368.02	-	-
Cash Equivalent MBIA	-	-	-	-
Cash Equivalent DWS	-	-	-	-
Cash Equivalent - Wells Fargo	-	-	-	-
Cash Equivalent Deferred Revenue	-	-	-	-
Certificate of Deposit	-	-	-	-
Cash Other	-	-	-	-
Taxes Receivable	-	-	-	-
Accounts Receivable/Billings to Others	-	-	-	-
Accounts Receivable - EMS Billings	-	-	-	-
Due from Other Funds	-	-	-	-
Due from Others	-	-	-	-
Due from Other Governments	-	-	-	-
Prepaid Expenditures	-	-	-	-
Total Assets	13,505.79	34,290.09	3,975.62	3,275.90
Liabilities				
Accounts Payable	-	-	-	-
Retainage Payable	-	-	-	-
Due to Other Governments/State Agencies	-	-	-	-
Due to Other Funds	-	-	-	-
Due to Others	-	-	-	-
Payroll, Accrued Payroll and Employee Benefits Payable	-	-	-	-
Deferred Revenues	-	-	-	-
Agency Accounts Due to Others	-	-	-	-
Total Liabilities	-	-	-	-
Fund Balance Information				
Total Revenues-Fiscal Year to date	1,545.05	5,011.52	723.48	3,275.90
Total Expenses-Fiscal Year to date	(.00)	(2,946.20)	(.00)	(.00)
Excess (Deficit) of Revenues Over (Under) Expenditures	1,545.05	2,065.32	723.48	3,275.90
Other Sources (Uses) of Funds				
Transfers In From Other Funds	-	-	-	-
Transfers to Other Funds	(.00)	(.00)	(.00)	(.00)
Issue of Certificates of Obligation	-	-	-	-
Total Other Financing Sources (Uses)	-	-	-	-
Net Change in Fund Balance-Fiscal Year to Date	1,545.05	2,065.32	723.48	3,275.90
Fund Balance at Beginning of Year	11,960.74	32,224.77	3,252.14	-
Fund Balance End of Reporting Period	13,505.79	34,290.09	3,975.62	3,275.90
Total Liabilities and Fund Balance	\$ 13,505.79	\$ 34,290.09	\$ 3,975.62	\$ 3,275.90



Posted as of April 07, 2021

	525 Court Reporter Service Fund	526 Law Library	536 Courthouse Security	537 Justice Courts Security
Assets				
Cash Disbursement Accounts	\$ 4,367.39	\$ 11,994.93	\$ 2,146.24	\$ 4,067.32
Cash in Bank - Other than Disbursement Accounts	\$ -	\$ -	\$ -	\$ -
Cash Equivalent Texpool	-	-	-	45,642.48
Cash Equivalent MBIA	-	-	-	-
Cash Equivalent DWS	-	-	-	-
Cash Equivalent - Wells Fargo	-	-	-	-
Cash Equivalent Deferred Revenue	-	-	-	-
Certificate of Deposit	-	-	-	-
Cash Other	-	-	-	-
Taxes Receivable	-	-	-	-
Accounts Receivable/Billings to Others	-	-	-	-
Accounts Receivable - EMS Billings	-	-	-	-
Due from Other Funds	-	-	-	-
Due from Others	-	-	-	-
Due from Other Governments	-	-	-	-
Prepaid Expenditures	-	-	-	-
Total Assets	4,367.39	11,994.93	2,146.24	49,709.80
Liabilities				
Accounts Payable	-	-	-	-
Retainage Payable	-	-	-	-
Due to Other Governments/State Agencies	-	-	-	-
Due to Other Funds	-	-	-	-
Due to Others	-	-	-	-
Payroll, Accrued Payroll and Employee Benefits Payable	-	-	-	-
Deferred Revenues	-	-	-	-
Agency Accounts Due to Others	-	-	-	-
Total Liabilities	-	-	-	-
Fund Balance Information				
Total Revenues-Fiscal Year to date	5,818.93	13,303.27	13,148.35	1,847.44
Total Expenses-Fiscal Year to date	(2,062.00)	(5,383.26)	(27,941.61)	(.00)
Excess (Deficit) of Revenues Over (Under) Expenditures	3,756.93	7,920.01	(14,793.26)	1,847.44
Other Sources (Uses) of Funds				
Transfers In From Other Funds	-	-	-	-
Transfers to Other Funds	(.00)	(.00)	(.00)	(.00)
Issue of Certificates of Obligation	-	-	-	-
Total Other Financing Sources (Uses)	-	-	-	-
Net Change in Fund Balance-Fiscal Year to Date	3,756.93	7,920.01	(14,793.26)	1,847.44
Fund Balance at Beginning of Year	610.46	4,074.92	16,939.50	47,862.36
Fund Balance End of Reporting Period	4,367.39	11,994.93	2,146.24	49,709.80
Total Liabilities and Fund Balance	\$ 4,367.39	\$ 11,994.93	\$ 2,146.24	\$ 49,709.80



Posted as of April 07, 2021

	538	539	540	550
	JP Truancy	Speciality Court	US Forest	Justice Courts
	Prevention/Diversion	Programs	Fire Suppression	Technology
Assets				
Cash Disbursement Accounts	\$ 10,154.97	\$ 1,958.49	\$ -	\$ 3,911.04
Cash in Bank - Other than Disbursement Accounts	\$ -	\$ -	\$ -	\$ -
Cash Equivalent Texpool	3,946.36	795.12	17,354.47	79,650.21
Cash Equivalent MBIA	-	-	-	-
Cash Equivalent DWS	-	-	-	-
Cash Equivalent - Wells Fargo	-	-	-	-
Cash Equivalent Deferred Revenue	-	-	-	-
Certificate of Deposit	-	-	-	-
Cash Other	-	-	-	-
Taxes Receivable	-	-	-	-
Accounts Receivable/Billings to Others	-	-	-	-
Accounts Receivable - EMS Billings	-	-	-	-
Due from Other Funds	-	-	-	-
Due from Others	-	-	-	-
Due from Other Governments	-	-	-	-
Prepaid Expenditures	-	-	-	-
Total Assets	14,101.33	2,753.61	17,354.47	83,561.25
Liabilities				
Accounts Payable	-	-	17,354.47	141.98
Retainage Payable	-	-	-	-
Due to Other Governments/State Agencies	-	-	-	-
Due to Other Funds	-	-	-	-
Due to Others	-	-	-	-
Payroll, Accrued Payroll and Employee Benefits Payable	-	-	-	-
Deferred Revenues	-	-	-	-
Agency Accounts Due to Others	-	-	-	-
Total Liabilities	-	-	17,354.47	141.98
Fund Balance Information				
Total Revenues-Fiscal Year to date	6,558.23	1,216.10	-	6,217.77
Total Expenses-Fiscal Year to date	(.00)	(.00)	(.00)	(8,875.04)
Excess (Deficit) of Revenues Over (Under) Expenditures	6,558.23	1,216.10	-	(2,657.27)
Other Sources (Uses) of Funds				
Transfers In From Other Funds	-	-	-	-
Transfers to Other Funds	(.00)	(.00)	(.00)	(.00)
Issue of Certificates of Obligation	-	-	-	-
Total Other Financing Sources (Uses)	-	-	-	-
Net Change in Fund Balance-Fiscal Year to Date	6,558.23	1,216.10	-	(2,657.27)
Fund Balance at Beginning of Year	7,543.10	1,537.51	-	86,076.54
Fund Balance End of Reporting Period	14,101.33	2,753.61	-	83,419.27
Total Liabilities and Fund Balance	\$ 14,101.33	\$ 2,753.61	\$ 17,354.47	\$ 83,561.25



Posted as of April 07, 2021

	551 County/District Court Technology	552 Child Abuse Prevention Fund	560 Prosecutor Supplement	561 Diversion Fund
Assets				
Cash Disbursement Accounts	\$ 6,175.47	\$ 742.72	\$ 5,589.67	\$ 23,529.86
Cash in Bank - Other than Disbursement Accounts	\$ -	\$ -	\$ -	\$ -
Cash Equivalent Texpool	1,021.13	-	-	80,141.31
Cash Equivalent MBIA	-	-	-	-
Cash Equivalent DWS	-	-	-	-
Cash Equivalent - Wells Fargo	-	-	-	-
Cash Equivalent Deferred Revenue	-	-	-	-
Certificate of Deposit	-	-	-	-
Cash Other	-	-	-	-
Taxes Receivable	-	-	-	-
Accounts Receivable/Billings to Others	-	-	7,500.00	-
Accounts Receivable - EMS Billings	-	-	-	-
Due from Other Funds	-	-	-	-
Due from Others	-	-	-	-
Due from Other Governments	-	-	-	-
Prepaid Expenditures	-	-	-	-
Total Assets	7,196.60	742.72	13,089.67	103,671.17
Liabilities				
Accounts Payable	692.86	-	2,463.97	-
Retainage Payable	-	-	-	-
Due to Other Governments/State Agencies	-	-	-	-
Due to Other Funds	-	-	-	-
Due to Others	-	-	-	-
Payroll, Accrued Payroll and Employee Benefits Payable	-	-	-	-
Deferred Revenues	-	-	-	-
Agency Accounts Due to Others	-	-	-	-
Total Liabilities	692.86	-	2,463.97	-
Fund Balance Information				
Total Revenues-Fiscal Year to date	474.43	110.12	14,307.53	16,498.68
Total Expenses-Fiscal Year to date	(692.86)	(.00)	(3,681.83)	(6,235.93)
Excess (Deficit) of Revenues Over (Under) Expenditures	(218.43)	110.12	10,625.70	10,262.75
Other Sources (Uses) of Funds				
Transfers In From Other Funds	-	-	-	-
Transfers to Other Funds	(.00)	(.00)	(.00)	(.00)
Issue of Certificates of Obligation	-	-	-	-
Total Other Financing Sources (Uses)	-	-	-	-
Net Change in Fund Balance-Fiscal Year to Date	(218.43)	110.12	10,625.70	10,262.75
Fund Balance at Beginning of Year	6,722.17	632.60	-	93,408.42
Fund Balance End of Reporting Period	6,503.74	742.72	10,625.70	103,671.17
Total Liabilities and Fund Balance	\$ 7,196.60	\$ 742.72	\$ 13,089.67	\$ 103,671.17



Posted as of April 07, 2021

	562 District Attorney Forfeiture	563 Hot Check	574 Sheriff Forfeiture	576 Sheriff Inmate Medical
Assets				
Cash Disbursement Accounts	\$ 42,316.18	\$ 2,495.79	\$ 45,257.64	\$ 3,471.41
Cash in Bank - Other than Disbursement Accounts	\$ -	\$ -	\$ 865.23	\$ -
Cash Equivalent Texpool	165,090.92	-	409,197.85	45,317.71
Cash Equivalent MBIA	-	-	-	-
Cash Equivalent DWS	-	-	-	-
Cash Equivalent - Wells Fargo	-	-	-	-
Cash Equivalent Deferred Revenue	-	-	-	-
Certificate of Deposit	-	-	-	-
Cash Other	-	-	-	-
Taxes Receivable	-	-	-	-
Accounts Receivable/Billings to Others	-	-	-	-
Accounts Receivable - EMS Billings	-	-	-	-
Due from Other Funds	-	-	-	-
Due from Others	-	-	-	-
Due from Other Governments	-	-	-	-
Prepaid Expenditures	-	-	-	-
Total Assets	207,407.10	2,495.79	455,320.72	48,789.12
Liabilities				
Accounts Payable	-	49.97	2,488.13	-
Retainage Payable	-	-	-	-
Due to Other Governments/State Agencies	-	-	-	-
Due to Other Funds	-	-	-	-
Due to Others	-	-	-	-
Payroll, Accrued Payroll and Employee Benefits Payable	-	-	-	-
Deferred Revenues	-	-	-	-
Agency Accounts Due to Others	-	-	-	-
Total Liabilities	-	49.97	2,488.13	-
Fund Balance Information				
Total Revenues-Fiscal Year to date	29,177.57	519.15	30,556.17	1,630.76
Total Expenses-Fiscal Year to date	(2,635.50)	(469.36)	(315.00)	(.00)
Excess (Deficit) of Revenues Over (Under) Expenditures	26,542.07	49.79	30,241.17	1,630.76
Other Sources (Uses) of Funds				
Transfers In From Other Funds	-	-	-	-
Transfers to Other Funds	(.00)	(.00)	(.00)	(.00)
Issue of Certificates of Obligation	-	-	-	-
Total Other Financing Sources (Uses)	-	-	-	-
Net Change in Fund Balance-Fiscal Year to Date	26,542.07	49.79	30,241.17	1,630.76
Fund Balance at Beginning of Year	180,865.03	2,396.03	422,591.42	47,158.36
Fund Balance End of Reporting Period	207,407.10	2,445.82	452,832.59	48,789.12
Total Liabilities and Fund Balance	\$ 207,407.10	\$ 2,495.79	\$ 455,320.72	\$ 48,789.12



Posted as of April 07, 2021

	577 DOJ Equitable Sharing	583 Election Equipment	584 Election Services Fund	589 Inventory Tax
Assets				
Cash Disbursement Accounts	\$ -	\$ (18,357.79)	\$ 18,586.92	\$ 80.16
Cash in Bank - Other than Disbursement Accounts	\$ -	\$ -	\$ -	\$ -
Cash Equivalent Texpool	379,760.04	-	36,016.07	16.36
Cash Equivalent MBIA	23,967.21	-	-	-
Cash Equivalent DWS	-	-	-	-
Cash Equivalent - Wells Fargo	-	-	-	-
Cash Equivalent Deferred Revenue	-	-	-	-
Certificate of Deposit	-	-	-	-
Cash Other	-	-	-	-
Taxes Receivable	-	-	-	-
Accounts Receivable/Billings to Others	-	-	-	-
Accounts Receivable - EMS Billings	-	-	-	-
Due from Other Funds	-	-	-	-
Due from Others	-	-	-	-
Due from Other Governments	-	-	-	-
Prepaid Expenditures	-	-	-	-
Total Assets	403,727.25	(18,357.79)	54,602.99	96.52
Liabilities				
Accounts Payable	-	-	-	-
Retainage Payable	-	-	-	-
Due to Other Governments/State Agencies	-	-	-	-
Due to Other Funds	-	-	-	-
Due to Others	-	-	-	-
Payroll, Accrued Payroll and Employee Benefits Payable	-	-	-	-
Deferred Revenues	-	-	-	-
Agency Accounts Due to Others	-	-	-	-
Total Liabilities	-	-	-	-
Fund Balance Information				
Total Revenues-Fiscal Year to date	162.92	15,871.96	14,083.51	-
Total Expenses-Fiscal Year to date	(.00)	(44,045.00)	(.00)	(.00)
Excess (Deficit) of Revenues Over (Under) Expenditures	162.92	(28,173.04)	14,083.51	-
Other Sources (Uses) of Funds				
Transfers In From Other Funds	-	-	-	-
Transfers to Other Funds	(.00)	(.00)	(.00)	(.00)
Issue of Certificates of Obligation	-	-	-	-
Total Other Financing Sources (Uses)	-	-	-	-
Net Change in Fund Balance-Fiscal Year to Date	162.92	(28,173.04)	14,083.51	-
Fund Balance at Beginning of Year	403,564.33	9,815.25	40,519.48	96.52
Fund Balance End of Reporting Period	403,727.25	(18,357.79)	54,602.99	96.52
Total Liabilities and Fund Balance	\$ 403,727.25	\$ (18,357.79)	\$ 54,602.99	\$ 96.52



Posted as of April 07, 2021

	590 ERRP Fund	185 Healthy County Initiative	471.472.482 HGAC Grants	486.487.488 CDBG Grants
Assets				
Cash Disbursement Accounts	\$ -	\$ 1,781.85	\$ -	\$ -
Cash in Bank - Other than Disbursement Accounts	\$ -	\$ -	\$ -	\$ -
Cash Equivalent Texpool	-	17,879.80	-	-
Cash Equivalent MBIA	-	-	-	-
Cash Equivalent DWS	-	-	-	-
Cash Equivalent - Wells Fargo	-	-	-	-
Cash Equivalent Deferred Revenue	-	-	-	-
Certificate of Deposit	-	-	-	-
Cash Other	-	-	-	-
Taxes Receivable	-	-	-	-
Accounts Receivable/Billings to Others	-	-	-	-
Accounts Receivable - EMS Billings	-	-	-	-
Due from Other Funds	-	-	-	-
Due from Others	-	0.29	-	-
Due from Other Governments	-	-	-	-
Prepaid Expenditures	-	-	-	-
Total Assets	-	19,661.94	-	-
Liabilities				
Accounts Payable	-	-	-	32,600.88
Retainage Payable	-	-	-	-
Due to Other Governments/State Agencies	-	-	-	-
Due to Other Funds	-	-	-	-
Due to Others	-	-	-	-
Payroll, Accrued Payroll and Employee Benefits Payable	-	-	-	-
Deferred Revenues	-	-	-	-
Agency Accounts Due to Others	-	-	-	-
Total Liabilities	-	-	-	32,600.88
Fund Balance Information				
Total Revenues-Fiscal Year to date	-	277.01	-	81,502.20
Total Expenses-Fiscal Year to date	(.00)	(.00)	(.00)	(114,103.08)
Excess (Deficit) of Revenues Over (Under) Expenditures	-	277.01	-	(32,600.88)
Other Sources (Uses) of Funds				
Transfers In From Other Funds	-	-	-	-
Transfers to Other Funds	(.00)	(.00)	(.00)	(.00)
Issue of Certificates of Obligation	-	-	-	-
Total Other Financing Sources (Uses)	-	-	-	-
Net Change in Fund Balance-Fiscal Year to Date	-	277.01	-	(32,600.88)
Fund Balance at Beginning of Year	-	19,384.93	-	-
Fund Balance End of Reporting Period	-	19,661.94	-	(32,600.88)
Total Liabilities and Fund Balance	\$ -	\$ 19,661.94	\$ -	\$ -



Posted as of April 07, 2021

	489 Fire Protection Grant	481.483.484.473.474 Other Grants	485 Homeland Security Grants	601 SPU Grants Allocations
Assets				
Cash Disbursement Accounts	\$ -	\$ (6,118.22)	\$ -	\$ (629,309.10)
Cash in Bank - Other than Disbursement Accounts	\$ -	\$ -	\$ -	\$ -
Cash Equivalent Texpool	-	-	-	-
Cash Equivalent MBIA	-	-	-	-
Cash Equivalent DWS	-	-	-	-
Cash Equivalent - Wells Fargo	-	-	-	-
Cash Equivalent Deferred Revenue	-	-	-	-
Certificate of Deposit	-	-	-	-
Cash Other	-	-	-	-
Taxes Receivable	-	-	-	-
Accounts Receivable/Billings to Others	-	17,951.38	-	663,877.96
Accounts Receivable - EMS Billings	-	-	-	-
Due from Other Funds	-	-	-	-
Due from Others	-	-	-	155.12
Due from Other Governments	-	-	-	-
Prepaid Expenditures	-	-	-	-
Total Assets	-	11,833.16	-	34,723.98
Liabilities				
Accounts Payable	-	-	-	22,814.98
Retainage Payable	-	-	-	-
Due to Other Governments/State Agencies	-	-	-	-
Due to Other Funds	-	-	-	-
Due to Others	-	-	-	-
Payroll, Accrued Payroll and Employee Benefits Payable	-	-	-	-
Deferred Revenues	-	-	-	-
Agency Accounts Due to Others	-	-	-	-
Total Liabilities	-	-	-	22,814.98
Fund Balance Information				
Total Revenues-Fiscal Year to date	-	79,295.03	-	1,941,526.69
Total Expenses-Fiscal Year to date	(.00)	(67,461.87)	(.00)	(1,929,617.69)
Excess (Deficit) of Revenues Over (Under) Expenditures	-	11,833.16	-	11,909.00
Other Sources (Uses) of Funds				
Transfers In From Other Funds	-	-	-	-
Transfers to Other Funds	(.00)	(.00)	(.00)	(.00)
Issue of Certificates of Obligation	-	-	-	-
Total Other Financing Sources (Uses)	-	-	-	-
Net Change in Fund Balance-Fiscal Year to Date	-	11,833.16	-	11,909.00
Fund Balance at Beginning of Year	-	-	-	-
Fund Balance End of Reporting Period	-	11,833.16	-	11,909.00
Total Liabilities and Fund Balance	\$ -	\$ 11,833.16	\$ -	\$ 34,723.98



Posted as of April 07, 2021

	640-648 Juvenile Probation	701 Retiree Health Insurance Fund	Subtotal County Funds
Assets			
Cash Disbursement Accounts	\$ 20,488.40	\$ -	\$ 6,538,583.45
Cash in Bank - Other than Disbursement Accounts	\$ -	\$ -	\$ 180,916.16
Cash Equivalent Texpool	86,642.49	686,822.54	\$ 19,865,796.59
Cash Equivalent MBIA	-	1,205,496.60	\$ 3,440,639.41
Cash Equivalent DWS	-	-	\$ -
Cash Equivalent - Wells Fargo	-	-	\$ 6,384,355.65
Cash Equivalent Deferred Revenue	-	-	\$ -
Certificate of Deposit	-	-	\$ -
Cash Other	-	-	\$ -
Taxes Receivable	-	-	\$ 1,198,955.43
Accounts Receivable/Billings to Others	-	-	\$ 773,467.80
Accounts Receivable - EMS Billings	-	-	\$ 446,402.37
Due from Other Funds	-	-	\$ -
Due from Others	-	-	\$ 70,504.21
Due from Other Governments	-	-	\$ 982,878.79
Prepaid Expenditures	-	-	\$ 40,986.00
Total Assets	107,130.89	1,892,319.14	39,923,485.86
Liabilities			
Accounts Payable	1,072.00	-	\$ 762,933.21
Retainage Payable	-	-	\$ -
Due to Other Governments/State Agencies	-	-	\$ 113,153.99
Due to Other Funds	-	-	\$ -
Due to Others	-	-	\$ 597,595.43
Payroll, Accrued Payroll and Employee Benefits Payable	-	-	\$ 1,805,422.97
Deferred Revenues	-	-	\$ 1,171,863.48
Agency Accounts Due to Others	-	-	\$ -
Total Liabilities	1,072.00	-	4,450,969.08
Fund Balance Information			
Total Revenues-Fiscal Year to date	158,477.60	974.91	\$ 28,578,474.00
Total Expenses-Fiscal Year to date	(149,582.82)	(.00)	\$ 16,450,365.56
Excess (Deficit) of Revenues Over (Under) Expenditures	8,894.78	974.91	12,128,108.44
Other Sources (Uses) of Funds			
Transfers In From Other Funds	-	-	\$ 861,755.00
Transfers to Other Funds	(.00)	(.00)	\$ 861,755.00
Issue of Certificates of Obligation	-	-	\$ -
Total Other Financing Sources (Uses)	-	-	-
Net Change in Fund Balance-Fiscal Year to Date	8,894.78	974.91	\$ 12,128,108.44
Fund Balance at Beginning of Year	97,164.11	1,891,344.23	\$ 23,344,408.34
Fund Balance End of Reporting Period	106,058.89	1,892,319.14	35,472,516.78
Total Liabilities and Fund Balance	\$ 107,130.89	\$ 1,892,319.14	\$ 39,923,485.86



Posted as of April 07, 2021

	616-618 Adult Probation	801 Sheriff Commissary	802 Central Dispatch	810 LEOSE Training
Assets				
Cash Disbursement Accounts	\$ 177,827.19	\$ 97,470.72	\$ 180,385.73	\$ 55,336.26
Cash in Bank - Other than Disbursement Accounts	\$ 30.00	\$ -	\$ -	\$ -
Cash Equivalent Texpool	34,083.11	62,424.35	832,342.08	-
Cash Equivalent MBIA	115,634.82	-	-	-
Cash Equivalent DWS	-	-	-	-
Cash Equivalent - Wells Fargo	-	-	-	-
Cash Equivalent Deferred Revenue	-	-	-	-
Certificate of Deposit	-	-	-	-
Cash Other	-	-	-	-
Taxes Receivable	-	-	-	-
Accounts Receivable/Billings to Others	-	12,160.00	872.05	-
Accounts Receivable - EMS Billings	-	-	-	-
Due from Other Funds	-	-	-	-
Due from Others	-	-	-	-
Due from Other Governments	-	-	-	-
Prepaid Expenditures	-	-	-	-
Total Assets	327,575.12	172,055.07	1,013,599.86	55,336.26
Liabilities				
Accounts Payable	6,396.14	760.89	3,052.54	-
Retainage Payable	-	-	-	-
Due to Other Governments/State Agencies	-	-	-	-
Due to Other Funds	-	-	-	-
Due to Others	-	-	-	-
Payroll, Accrued Payroll and Employee Benefits Payable	-	-	-	-
Deferred Revenues	-	-	-	-
Agency Accounts Due to Others	-	-	-	55,336.26
Total Liabilities	6,396.14	760.89	3,052.54	55,336.26
Fund Balance Information				
Total Revenues-Fiscal Year to date	615,576.90	66,412.05	575,799.41	-
Total Expenses-Fiscal Year to date	(594,653.42)	(12,025.75)	(624,707.66)	(.00)
Excess (Deficit) of Revenues Over (Under) Expenditures	20,923.48	54,386.30	(48,908.25)	-
Other Sources (Uses) of Funds				
Transfers In From Other Funds	-	-	-	-
Transfers to Other Funds	(.00)	(.00)	(.00)	(.00)
Issue of Certificates of Obligation	-	-	-	-
Total Other Financing Sources (Uses)	-	-	-	-
Net Change in Fund Balance-Fiscal Year to Date	20,923.48	54,386.30	(48,908.25)	-
Fund Balance at Beginning of Year	300,255.50	116,907.88	1,059,455.57	-
Fund Balance End of Reporting Period	321,178.98	171,294.18	1,010,547.32	-
Total Liabilities and Fund Balance	\$ 327,575.12	\$ 172,055.07	\$ 1,013,599.86	\$ 55,336.26



Posted as of April 07, 2021

	CERTZ	Total All Funds
Assets		
Cash Disbursement Accounts	\$ -	\$ 7,049,603.35
Cash in Bank - Other than Disbursement Accounts	\$ -	\$ 180,946.16
Cash Equivalent Texpool	-	\$ 20,794,646.13
Cash Equivalent MBIA	-	\$ 3,556,274.23
Cash Equivalent DWS	-	\$ -
Cash Equivalent - Wells Fargo	-	\$ 6,384,355.65
Cash Equivalent Deferred Revenue		\$ -
Certificate of Deposit	-	\$ -
Cash Other	-	\$ -
Taxes Receivable	-	\$ 1,198,955.43
Accounts Receivable/Billings to Others	-	\$ 786,499.85
Accounts Receivable - EMS Billings	-	\$ 446,402.37
Due from Other Funds	-	\$ -
Due from Others	-	\$ 70,504.21
Due from Other Governments	-	\$ 982,878.79
Prepaid Expenditures	-	\$ 40,986.00
Total Assets	-	41,492,052.17
Liabilities		
Accounts Payable	-	\$ 773,142.78
Retainage Payable	-	\$ -
Due to Other Governments/State Agencies	-	\$ 113,153.99
Due to Other Funds	-	\$ -
Due to Others	-	\$ 597,595.43
Payroll, Accrued Payroll and Employee Benefits Payable	-	\$ 1,805,422.97
Deferred Revenues	-	\$ 1,171,863.48
Agency Accounts Due to Others	-	\$ 55,336.26
Total Liabilities	-	4,516,514.91
Fund Balance Information		
Total Revenues-Fiscal Year to date	-	\$ 29,836,262.36
Total Expenses-Fiscal Year to date	(.00)	\$ 17,681,752.39
Excess (Deficit) of Revenues Over (Under) Expenditures	-	\$ 12,154,509.97
Other Sources (Uses) of Funds		
Transfers In From Other Funds	-	\$ 861,755.00
Transfers to Other Funds	(.00)	\$ 861,755.00
Issue of Certificates of Obligation	-	\$ -
Total Other Financing Sources (Uses)	-	\$ -
Net Change in Fund Balance-Fiscal Year to Date	-	\$ 12,154,509.97
Fund Balance at Beginning of Year	-	\$ 24,821,027.29
Fund Balance End of Reporting Period	-	36,975,537.26
Total Liabilities and Fund Balance	\$ -	\$ 41,492,052.17



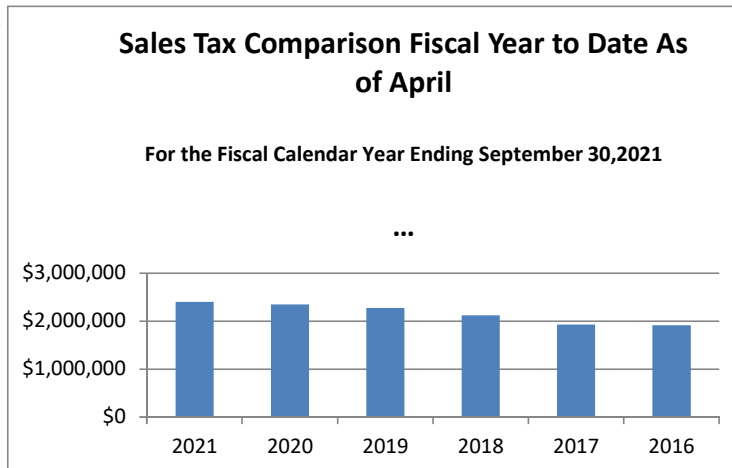
Sales Tax Revenue Comparison by Fiscal Year

		Fiscal Year 2021	Fiscal Year 2020	Fiscal Year 2019	Fiscal Year 2018	Fiscal Year 2017	Fiscal Year 2016
October	10.18%	\$ 341,282.66	\$ 309,760.99	\$ 339,514.51	\$ 272,435.23	\$ 268,811.19	\$ 262,354.94
November	-6.41%	\$ 404,860.53	\$ 432,570.77	\$ 365,595.48	\$ 376,237.61	\$ 312,520.28	\$ 326,826.24
December	10.40%	\$ 311,632.44	\$ 282,270.19	\$ 323,873.04	\$ 285,192.78	\$ 255,783.91	\$ 263,136.19
January	16.11%	\$ 345,810.13	\$ 297,832.83	\$ 263,748.83	\$ 290,351.62	\$ 260,836.98	\$ 241,366.28
February	-1.92%	\$ 402,950.76	\$ 410,854.29	\$ 377,316.70	\$ 348,471.45	\$ 341,812.29	\$ 338,929.82
March	-7.06%	\$ 328,566.37	\$ 353,527.33	\$ 311,788.03	\$ 297,957.34	\$ 253,149.95	\$ 250,826.50
April	2.71%	\$ 270,692.68	\$ 263,551.31	\$ 296,140.87	\$ 251,318.62	\$ 236,622.06	\$ 232,747.89
May		\$ -	\$ 357,514.78	\$ 355,687.53	\$ 359,613.96	\$ 327,878.93	\$ 317,152.54
June		\$ -	\$ 307,406.08	\$ 302,439.53	\$ 299,690.96	\$ 282,842.31	\$ 252,423.35
July		\$ -	\$ 322,571.05	\$ 285,622.64	\$ 336,926.85	\$ 270,157.12	\$ 233,657.18
August		\$ -	\$ 393,734.55	\$ 339,087.66	\$ 352,584.14	\$ 316,882.51	\$ 303,796.87
September		\$ -	\$ 328,146.29	\$ 330,366.78	\$ 296,901.19	\$ 279,531.61	\$ 245,944.74
		\$ 2,405,795.57	\$ 4,059,740.46	\$ 3,891,181.60	\$ 3,767,681.75	\$ 3,406,829.14	\$ 3,269,162.54
One-timePayment				\$ 230,654.85			
				<u>\$ 4,121,836.45</u>			

This time last year \$2,350,367.71
% Change 2.36%

SalesTax Rate for Walker County is	0.5%
State Sales Tax Rate is	6.25%
<u>Municipalities Within Walker County</u>	
City of Huntsville Sales Tax Rate	1.5%
City of New Waverly Sales Tax Rate	1.5%
City of Riverside Sales Tax Rate	1.5%

Fiscal Year to Date	\$ 2,405,795.57	\$ 2,350,367.71	\$ 2,277,977.46	\$ 2,121,964.65	\$ 1,929,536.66	\$ 1,916,187.86
Budgeted this Fiscal Year	\$ 3,875,000.00					
Pct Received This FY	62.1%					





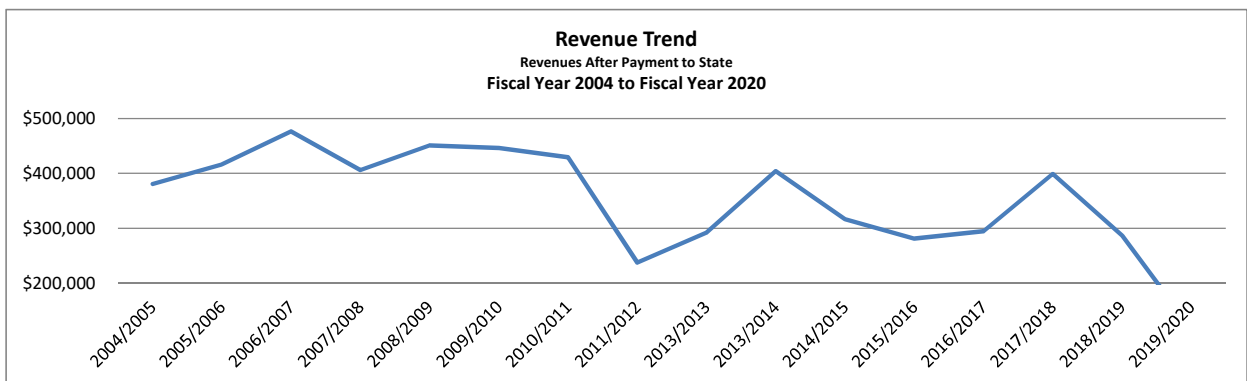
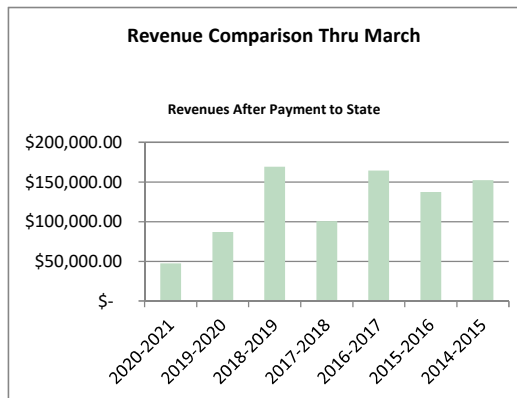
Weigh Station Revenue Comparison by Fiscal Year

Comparison Numbers Based on Revenues Retained by Walker County after submission of fines paid to State

	Total 2020-2021	Pd to State	Fiscal Year 2020-2021	Fiscal Year 2019-2020	Fiscal Year 2018-2019	Fiscal Year 2017-2018	Fiscal Year 2016-2017	Fiscal Year 2015-2016	Fiscal Year 2014-2015
October	\$ 3,045.80	\$ (205.00)	\$ 2,840.80	\$ 23,601.60	\$ 45,179.10	\$ 16,978.20	\$ 32,892.75	\$ 32,850.80	\$ 21,396.95
November	\$ 2,434.00	\$ (80.00)	\$ 2,354.00	\$ 9,759.50	\$ 17,677.95	\$ 16,603.70	\$ 23,177.65	\$ 26,687.30	\$ 32,563.40
December	\$ 2,609.00	\$ (117.50)	\$ 2,491.50	\$ 15,248.10	\$ 26,932.10	\$ 12,130.30	\$ 18,201.90	\$ 20,807.90	\$ 27,992.90
January	\$ 12,667.00	\$ (2,230.50)	\$ 10,436.50	\$ 14,941.35	\$ 23,035.20	\$ 17,600.90	\$ 31,483.40	\$ 16,647.40	\$ 17,248.40
February	\$ 11,782.00	\$ (918.50)	\$ 10,863.50	\$ 11,991.00	\$ 26,752.90	\$ 8,475.90	\$ 25,404.45	\$ 17,151.90	\$ 29,388.60
March	\$ 19,865.40	\$ (1,560.50)	\$ 18,304.90	\$ 11,431.00	\$ 29,424.12	\$ 28,972.05	\$ 33,279.62	\$ 23,128.60	\$ 23,588.37
April	\$ -	\$ -	\$ -	\$ 6,728.00	\$ 30,934.90	\$ 45,791.50	\$ 22,813.40	\$ 26,739.40	\$ 28,014.00
May	\$ -	\$ -	\$ -	\$ 6,131.70	\$ 18,350.50	\$ 54,074.80	\$ 27,470.20	\$ 21,976.70	\$ 31,317.86
June	\$ -	\$ -	\$ -	\$ 6,101.35	\$ 18,272.90	\$ 42,187.90	\$ 17,592.50	\$ 29,828.30	\$ 24,590.39
July	\$ -	\$ -	\$ -	\$ 3,857.00	\$ 18,109.90	\$ 56,237.20	\$ 22,612.15	\$ 19,687.35	\$ 23,584.04
August	\$ -	\$ -	\$ -	\$ 4,634.00	\$ 13,131.10	\$ 58,404.20	\$ 17,220.00	\$ 25,471.95	\$ 32,080.05
September	\$ -	\$ -	\$ -	\$ 2,610.90	\$ 18,541.95	\$ 41,298.80	\$ 22,472.15	\$ 20,133.90	\$ 25,131.54
	\$ 52,403.20	\$ (5,112.00)	\$ 47,291.20	\$ 117,035.50	\$ 286,342.62	\$ 398,755.45	\$ 294,620.17	\$ 281,111.50	\$ 316,896.50

Allocated to Weigh Station Improv.	\$ -	This time last year	\$86,972.55
Allocated to Road and Bridge	\$ 47,291.20	% Change	-45.60%

Fiscal Year to Date \$ 52,403.20 \$ (5,112.00) \$ 47,291.20 \$ 86,972.55 \$ 169,001.37 \$ 100,761.05 \$ 164,439.77 \$ 137,273.90 \$ 152,178.62



Budget for FY 20/21

	From Tax rate	County Road and Bridge Operations	Weigh Station Request for Part-Time Person
Justice of Peace Pct 4	\$ 53,356.00	\$ -	\$ -
Weigh Station Utilities/Services	\$ 35,187.00	\$ -	\$ -
Weigh Station Personnel	\$ -	\$ -	\$ 20,772.00
Road and Bridge Operations	\$ -	\$ 120,000.00	\$ -
	\$ 88,543.00	\$ 120,000.00	\$ 20,772.00



Walker County Budget vs Actual Report
As of the Month Ended February 28, 2021 Posted as of April 7, 2021
Year to Date for the Fiscal Year Ending September 30, 2021

Page 1 of 21

4/8/2021 10:28:35 AM

Account		Original Budget	Revised Budget	Actual	Encumbrance	Remaining	Pct
101 - General Fund - 11101 - Revenues-General Fund							
Revenues							
101.40110.11101	Current Ad Valorem Taxes	(16,681,366)	(16,681,366)	(15,829,413.19)	0.00	(851,952.81)	94.89 %
101.40120.11101	Delinquent Ad Valorem Taxes	(380,000)	(380,000)	(280,089.16)	0.00	(99,910.84)	73.71 %
101.40130.11101	Penalties and Interest-Ad Valorem Taxes	(275,000)	(275,000)	(141,195.76)	0.00	(133,804.24)	51.34 %
101.40400.11101	Sales Tax	(3,875,000)	(3,875,000)	(1,806,536.52)	0.00	(2,068,463.48)	46.62 %
101.40500.11101	Payment In Lieu of Taxes	(28,600)	(28,600)	(5,821.55)	0.00	(22,778.45)	20.36 %
101.40501.11101	Property Taxes-Other(VIT)	0	0	(25,003.33)	0.00	25,003.33	
101.40510.11101	Mixed Beverage Tax	(103,000)	(103,000)	(48,197.29)	0.00	(54,802.71)	46.79 %
101.42410.11101	Intergovernmental Funds	(148,054)	(148,054)	(110,600.00)	0.00	(37,454.00)	74.70 %
101.42460.11101	Central Appraisal District	0	0	(1,844.45)	0.00	1,844.45	
101.43010.11101	Fees of Office/Charges for Service	(55,000)	(55,000)	(60,590.75)	0.00	5,590.75	110.17 %
101.48110.11101	Other Revenue	(16,000)	(16,000)	(7,806.66)	0.00	(8,193.34)	48.79 %
	Revenues Total	(21,562,020)	(21,562,020)	(18,317,098.66)	0.00	(3,244,921.34)	84.95 %

101 - General Fund - 15010 - County Judge

Revenues							
101.42010.15010	State Funds	(25,000)	(25,000)	(10,884.06)	0.00	(14,115.94)	43.54 %
	Revenues Total	(25,000)	(25,000)	(10,884.06)	0.00	(14,115.94)	43.54 %

101 - General Fund - 15020 - County Judge - IT Operations

Revenues							
101.43010.15020	Fees of Office/Charges for Service	(12,000)	(12,000)	(12,000.00)	0.00	0.00	100.00 %
	Revenues Total	(12,000)	(12,000)	(12,000.00)	0.00	0.00	100.00 %

101 - General Fund - 15050 - County Clerk

Revenues							
101.43010.15050	Fees of Office/Charges for Service	(360,000)	(360,000)	(153,599.61)	0.00	(206,400.39)	42.67 %
101.43599.15050	Cash Short and Over	0	0	(0.08)	0.00	0.08	
101.43700.15050	Supplemental Guardianship Fees	0	0	(1,860.00)	0.00	1,860.00	
101.47040.15050	TimePmt10%-Court Improvement	(200)	(200)	(428.22)	0.00	228.22	214.11 %
101.48110.15050	Other Revenue	0	0	104.00	0.00	(104.00)	
	Revenues Total	(360,200)	(360,200)	(155,783.91)	0.00	(204,416.09)	43.25 %

101 - General Fund - 16010 - Voter Registration

Revenues



Walker County Budget vs Actual Report
As of the Month Ended February 28, 2021 Posted as of April 7, 2021
Year to Date for the Fiscal Year Ending September 30, 2021

Page 2 of 21

4/8/2021 10:28:35 AM

Account		Original Budget	Revised Budget	Actual	Encumbrance	Remaining	Pct
101.42010.16010	State Funds	0	0	(2,648.91)	0.00	2,648.91	
101.43010.16010	Fees of Office/Charges for Service	(700)	(700)	(7.00)	0.00	(693.00)	1.00 %
	Revenues Total	(700)	(700)	(2,655.91)	0.00	1,955.91	379.42 %

101 - General Fund - 16020 - Elections

Revenues							
101.42410.16020	Intergovernmental Funds	(30,000)	(30,000)	(42,191.49)	0.00	12,191.49	140.64 %
	Revenues Total	(30,000)	(30,000)	(42,191.49)	0.00	12,191.49	140.64 %

101 - General Fund - 17010 - County Facilities

Revenues							
101.46040.17010	WCHA Utilities Reimbursement	(6,000)	(6,000)	(2,500.00)	0.00	(3,500.00)	41.67 %
	Revenues Total	(6,000)	(6,000)	(2,500.00)	0.00	(3,500.00)	41.67 %

101 - General Fund - 17020 - Facilities-Justice Center Municipal Allocation

Revenues							
101.42410.17020	Intergovernmental Funds	(10,983)	(10,983)	(809.11)	0.00	(10,173.89)	7.37 %
	Revenues Total	(10,983)	(10,983)	(809.11)	0.00	(10,173.89)	7.37 %

101 - General Fund - 20010 - County Auditor

Revenues							
101.43010.20010	Fees of Office/Charges for Service	(42,152)	(42,152)	(39,287.80)	0.00	(2,864.20)	93.21 %
	Revenues Total	(42,152)	(42,152)	(39,287.80)	0.00	(2,864.20)	93.21 %

101 - General Fund - 20020 - County Treasurer

Revenues							
101.48010.20020	Interest	(50,000)	(50,000)	(7,738.65)	0.00	(42,261.35)	15.48 %
101.48110.20020	Other Revenue	0	0	(181.80)	0.00	181.80	
	Revenues Total	(50,000)	(50,000)	(7,920.45)	0.00	(42,079.55)	15.84 %

101 - General Fund - 20030 - County Treasurer - Collections

Revenues							
101.43010.20030	Fees of Office/Charges for Service	(3,500)	(3,500)	(1,273.53)	0.00	(2,226.47)	36.39 %
	Revenues Total	(3,500)	(3,500)	(1,273.53)	0.00	(2,226.47)	36.39 %



Walker County Budget vs Actual Report
As of the Month Ended February 28, 2021 Posted as of April 7, 2021
Year to Date for the Fiscal Year Ending September 30, 2021

Page 3 of 21

4/8/2021 10:28:35 AM

Account		Original Budget	Revised Budget	Actual	Encumbrance	Remaining	Pct
101 - General Fund - 21010 - Vehicle Registration							
Revenues							
101.40510.21010	Mixed Beverage Tax	(12,000)	(12,000)	(1,881.50)	0.00	(10,118.50)	15.68 %
101.43010.21010	Fees of Office/Charges for Service	(500)	(500)	(122.15)	0.00	(377.85)	24.43 %
101.44100.21010	Vehicle Registration Commissions	(680,000)	(680,000)	(43,538.55)	0.00	(636,461.45)	6.40 %
101.44210.21010	Certificates of Title	(65,000)	(65,000)	(28,430.00)	0.00	(36,570.00)	43.74 %
	Revenues Total	(757,500)	(757,500)	(73,972.20)	0.00	(683,527.80)	9.77 %

101 - General Fund - 30010 - Courts-Central Costs

Revenues							
101.42010.30010	State Funds	(12,000)	(12,000)	(4,590.00)	0.00	(7,410.00)	38.25 %
101.42030.30010	State Funds-Indigent Defense	(52,924)	(52,924)	(14,194.75)	0.00	(38,729.25)	26.82 %
101.43740.30010	Bond Fees-General Fund	(500)	(500)	0.00	0.00	(500.00)	0.00 %
101.47041.30010	JudicialSupportFee .60 District Courts	(100)	(100)	(25.17)	0.00	(74.83)	25.17 %
101.47042.30010	JudicialSupportFee .60 Court at Law	(50)	(50)	(2.05)	0.00	(47.95)	4.10 %
101.47050.30010	JudicialSupportFee .60 Justice Courts	(3,300)	(3,300)	(120.60)	0.00	(3,179.40)	3.65 %
	Revenues Total	(68,874)	(68,874)	(18,932.57)	0.00	(49,941.43)	27.49 %

101 - General Fund - 30020 - County Court at Law

Revenues							
101.42010.30020	State Funds	(84,000)	(84,000)	(21,000.00)	0.00	(63,000.00)	25.00 %
101.43010.30020	Fees of Office/Charges for Service	(23,000)	(23,000)	(7,733.27)	0.00	(15,266.73)	33.62 %
101.47020.30020	Court Costs	(8,000)	(8,000)	(1,827.73)	0.00	(6,172.27)	22.85 %
101.47030.30020	Court Costs - Attorney Fees	(21,000)	(21,000)	(7,521.78)	0.00	(13,478.22)	35.82 %
101.47040.30020	TimePmt10%-Court Improvement	(320)	(320)	(281.42)	0.00	(38.58)	87.94 %
101.47800.30020	Bond Forfeitures	0	0	(15,000.00)	0.00	15,000.00	
	Revenues Total	(136,320)	(136,320)	(53,364.20)	0.00	(82,955.80)	39.15 %

101 - General Fund - 30030 - 12th Judicial District Court

Revenues							
101.42410.30030	Intergovernmental Funds	(56,000)	(56,000)	(15,847.74)	0.00	(40,152.26)	28.30 %
101.43010.30030	Fees of Office/Charges for Service	(1,400)	(1,400)	(574.18)	0.00	(825.82)	41.01 %
101.47020.30030	Court Costs	(2,100)	(2,100)	(837.61)	0.00	(1,262.39)	39.89 %
101.47030.30030	Court Costs - Attorney Fees	(9,000)	(9,000)	(5,440.69)	0.00	(3,559.31)	60.45 %
101.47040.30030	TimePmt10%-Court Improvement	(75)	(75)	(111.20)	0.00	36.20	148.27 %
101.47800.30030	Bond Forfeitures	0	0	(1,500.00)	0.00	1,500.00	
	Revenues Total	(68,575)	(68,575)	(24,311.42)	0.00	(44,263.58)	35.45 %



Walker County Budget vs Actual Report
As of the Month Ended February 28, 2021 Posted as of April 7, 2021
Year to Date for the Fiscal Year Ending September 30, 2021

Page 4 of 21

4/8/2021 10:28:35 AM

Account		Original Budget	Revised Budget	Actual	Encumbrance	Remaining	Pct
101 - General Fund - 30040 - 278th Judicial District Court							
Revenues							
101.42410.30040	Intergovernmental Funds	(35,000)	(35,000)	(11,315.50)	0.00	(23,684.50)	32.33 %
101.43010.30040	Fees of Office/Charges for Service	(1,500)	(1,500)	(561.41)	0.00	(938.59)	37.43 %
101.47020.30040	Court Costs	(2,000)	(2,000)	(935.31)	0.00	(1,064.69)	46.77 %
101.47030.30040	Court Costs - Attorney Fees	(8,000)	(8,000)	(4,373.59)	0.00	(3,626.41)	54.67 %
101.47040.30040	TimePmt10%-Court Improvement	(15)	(15)	(130.00)	0.00	115.00	866.67 %
	Revenues Total	(46,515)	(46,515)	(17,315.81)	0.00	(29,199.19)	37.23 %

101 - General Fund - 30050 - Courts-Pretrial Bond Supervision

Revenues							
101.43010.30050	Fees of Office/Charges for Service	0	0	(218.00)	0.00	218.00	
	Revenues Total	0	0	(218.00)	0.00	218.00	

101 - General Fund - 31010 - District Clerk

Revenues							
101.43010.31010	Fees of Office/Charges for Service	(110,000)	(110,000)	(41,486.56)	0.00	(68,513.44)	37.72 %
101.43710.31010	Family Protection Fee	0	0	(1,200.00)	0.00	1,200.00	
101.47040.31010	TimePmt10%-Court Improvement	(125)	(125)	(32.18)	0.00	(92.82)	25.74 %
	Revenues Total	(110,125)	(110,125)	(42,718.74)	0.00	(67,406.26)	38.79 %

101 - General Fund - 32010 - Criminal District Attorney

Revenues							
101.42010.32010	State Funds	0	(18,571)	(4,642.78)	0.00	(13,928.22)	25.00 %
101.42020.32010	State Longevity Pay	(5,300)	(5,300)	(3,149.96)	0.00	(2,150.04)	59.43 %
101.43010.32010	Fees of Office/Charges for Service	0	0	(5.00)	0.00	5.00	
101.43040.32010	CDA Prosecutor Local Court Costs	0	0	(808.18)	0.00	808.18	
	Revenues Total	(5,300)	(23,871)	(8,605.92)	0.00	(15,265.08)	36.05 %

101 - General Fund - 33010 - Justice of Peace Precinct 1

Revenues							
101.43010.33010	Fees of Office/Charges for Service	(70,000)	(70,000)	(30,754.75)	0.00	(39,245.25)	43.94 %
101.43599.33010	Cash Short and Over	0	0	(1.00)	0.00	1.00	
101.47040.33010	TimePmt10%-Court Improvement	(620)	(620)	(1,430.16)	0.00	810.16	230.67 %
	Revenues Total	(70,620)	(70,620)	(32,185.91)	0.00	(38,434.09)	45.58 %

101 - General Fund - 33020 - Justice of Peace Precinct 2



Walker County Budget vs Actual Report
As of the Month Ended February 28, 2021 Posted as of April 7, 2021
Year to Date for the Fiscal Year Ending September 30, 2021

Page 5 of 21

4/8/2021 10:28:35 AM

Account		Original Budget	Revised Budget	Actual	Encumbrance	Remaining	Pct
Revenues							
101.43010.33020	Fees of Office/Charges for Service	(16,000)	(16,000)	(6,502.25)	0.00	(9,497.75)	40.64 %
101.47040.33020	TimePmt10%-Court Improvement	(150)	(150)	(111.97)	0.00	(38.03)	74.65 %
	Revenues Total	(16,150)	(16,150)	(6,614.22)	0.00	(9,535.78)	40.95 %

101 - General Fund - 33030 - Justice of Peace Precinct 3

Revenues							
101.43010.33030	Fees of Office/Charges for Service	(19,000)	(19,000)	(7,255.21)	0.00	(11,744.79)	38.19 %
101.47040.33030	TimePmt10%-Court Improvement	(150)	(150)	(142.50)	0.00	(7.50)	95.00 %
	Revenues Total	(19,150)	(19,150)	(7,397.71)	0.00	(11,752.29)	38.63 %

101 - General Fund - 33040 - Justice of Peace Precinct 4

Revenues							
101.43010.33040	Fees of Office/Charges for Service	(70,000)	(70,000)	(15,211.20)	0.00	(54,788.80)	21.73 %
101.43599.33040	Cash Short and Over	0	0	630.00	0.00	(630.00)	
101.47040.33040	TimePmt10%-Court Improvement	(450)	(450)	(385.57)	0.00	(64.43)	85.68 %
	Revenues Total	(70,450)	(70,450)	(14,966.77)	0.00	(55,483.23)	21.24 %

101 - General Fund - 36010 - Juvenile Probation Support - General Fund

Revenues							
101.43750.36010	Probation Fees - General Fund	(3,800)	(3,800)	(2,616.26)	0.00	(1,183.74)	68.85 %
	Revenues Total	(3,800)	(3,800)	(2,616.26)	0.00	(1,183.74)	68.85 %

101 - General Fund - 41010 - Sheriff

Revenues							
101.42622.41010	Federal Funds - HIDTA	0	0	(6,672.17)	0.00	6,672.17	
101.42624.41010	Federal Funds - FBI	0	0	(702.15)	0.00	702.15	
101.43010.41010	Fees of Office/Charges for Service	(2,000)	(2,000)	(2,804.63)	0.00	804.63	140.23 %
101.43050.41010	Copies	0	0	(38.00)	0.00	38.00	
101.43740.41010	Bond Fees-General Fund	(1,900)	(1,900)	(1,135.50)	0.00	(764.50)	59.76 %
101.48110.41010	Other Revenue	0	0	(632.29)	0.00	632.29	
	Revenues Total	(3,900)	(3,900)	(11,984.74)	0.00	8,084.74	307.30 %

101 - General Fund - 41030 - Sheriff Estray



Walker County Budget vs Actual Report
As of the Month Ended February 28, 2021 Posted as of April 7, 2021
Year to Date for the Fiscal Year Ending September 30, 2021

Page 6 of 21

4/8/2021 10:28:35 AM

Account		Original Budget	Revised Budget	Actual	Encumbrance	Remaining	Pct
Revenues							
101.43010.41030	Fees of Office/Charges for Service	(700)	(700)	(2,884.66)	0.00	2,184.66	412.09 %
	Revenues Total	(700)	(700)	(2,884.66)	0.00	2,184.66	412.09 %

101 - General Fund - 44001 - Constables Central

Revenues							
101.43010.44001	Fees of Office/Charges for Service	0	0	(40.00)	0.00	40.00	
101.43020.44001	Serving Papers	(175,000)	(175,000)	(47,626.17)	0.00	(127,373.83)	27.21 %
	Revenues Total	(175,000)	(175,000)	(47,666.17)	0.00	(127,333.83)	27.24 %

101 - General Fund - 44010 - Constable Precinct 1

Revenues							
101.43020.44010	Serving Papers	0	0	(200.00)	0.00	200.00	
	Revenues Total	0	0	(200.00)	0.00	200.00	

101 - General Fund - 44020 - Constable Precinct 2

Revenues							
101.43010.44020	Fees of Office/Charges for Service	0	0	(5.00)	0.00	5.00	
	Revenues Total	0	0	(5.00)	0.00	5.00	

101 - General Fund - 44030 - Constable Precinct 3

Revenues							
101.43020.44030	Serving Papers	0	0	(1,000.00)	0.00	1,000.00	
	Revenues Total	0	0	(1,000.00)	0.00	1,000.00	

101 - General Fund - 44040 - Constable Precinct 4

Revenues							
101.43010.44040	Fees of Office/Charges for Service	0	0	(3,128.68)	0.00	3,128.68	
	Revenues Total	0	0	(3,128.68)	0.00	3,128.68	

101 - General Fund - 46010 - Emergency Operations

Revenues							
101.42620.46010	Federal Funds	0	(2,500)	0.00	0.00	(2,500.00)	0.00 %
101.42919.46010	Corona Virus Relief Fund	0	(587,307)	0.00	0.00	(587,307.00)	0.00 %
101.46020.46010	Rent of Shelter	(2,000)	(2,000)	0.00	0.00	(2,000.00)	0.00 %



Walker County Budget vs Actual Report
As of the Month Ended February 28, 2021 Posted as of April 7, 2021
Year to Date for the Fiscal Year Ending September 30, 2021

Page 7 of 21

4/8/2021 10:28:35 AM

Account		Original Budget	Revised Budget	Actual	Encumbrance	Remaining	Pct
101.48110.46010	Other Revenue	0	0	(306.00)	0.00	306.00	
	Revenues Total	(2,000)	(591,807)	(306.00)	0.00	(591,501.00)	0.05 %

101 - General Fund - 50010 - County Jail

Revenues							
101.42470.50010	Inmate Housing-Other Counties	(40,000)	(40,000)	(5,889.00)	0.00	(34,111.00)	14.72 %
101.43060.50010	Coin Phones	(100,000)	(100,000)	(32,755.04)	0.00	(67,244.96)	32.76 %
	Revenues Total	(140,000)	(140,000)	(38,644.04)	0.00	(101,355.96)	27.60 %

101 - General Fund - 50020 - County Jail Inmate Medical Cost Center

Revenues							
101.43400.50020	Charges to Hospital District	(64,000)	(64,000)	(28,925.00)	0.00	(35,075.00)	45.20 %
101.43401.50020	WCHD-True Up	0	0	(17,552.02)	0.00	17,552.02	
101.43410.50020	In-Clinic Doctor Visits	(4,000)	(4,000)	(5,100.00)	0.00	1,100.00	127.50 %
	Revenues Total	(68,000)	(68,000)	(51,577.02)	0.00	(16,422.98)	75.85 %

101 - General Fund - 50110 - Adult Probation Support- General Fund

Revenues							
101.43010.50110	Fees of Office/Charges for Service	0	0	(7,810.00)	0.00	7,810.00	
	Revenues Total	0	0	(7,810.00)	0.00	7,810.00	

101 - General Fund - 61020 - Planning and Development

Revenues							
101.41020.61020	Licenses and Permits	(259,000)	(259,000)	(163,017.86)	0.00	(95,982.14)	62.94 %
101.41030.61020	OSSF Fees	(54,000)	(54,000)	(21,970.00)	0.00	(32,030.00)	40.69 %
101.43010.61020	Fees of Office/Charges for Service	0	0	(155.00)	0.00	155.00	
101.43599.61020	Cash Short and Over	0	0	1.25	0.00	(1.25)	
	Revenues Total	(313,000)	(313,000)	(185,141.61)	0.00	(127,858.39)	59.15 %

101 - General Fund - 70010 - Historical Commission

Revenues							
101.48110.70010	Other Revenue	0	0	(20.80)	0.00	20.80	
	Revenues Total	0	0	(20.80)	0.00	20.80	

Fund Totals	(24,178,534)	(24,786,912)	(19,245,993.37)	0.00	(5,540,918.63)	77.65 %
--------------------	--------------	--------------	-----------------	------	----------------	---------

105 - General Projects Fund - 11105 - Revenues-General Projects Fund



Walker County Budget vs Actual Report
As of the Month Ended February 28, 2021 Posted as of April 7, 2021
Year to Date for the Fiscal Year Ending September 30, 2021

Page 8 of 21

4/8/2021 10:28:35 AM

Account		Original Budget	Revised Budget	Actual	Encumbrance	Remaining	Pct
Revenues							
105.48010.11105	Interest	(2,500)	(2,500)	(1,073.72)	0.00	(1,426.28)	42.95 %
	Revenues Total	(2,500)	(2,500)	(1,073.72)	0.00	(1,426.28)	42.95 %
	Fund Totals	(2,500)	(2,500)	(1,073.72)	0.00	(1,426.28)	42.95 %
	Fund Totals	0	0	0.00	0.00	0.00	#Error

185 - Healthy County Initiative Fund - 11185 - Revenues-Healthy County Initiative

Revenues							
185.48010.11185	Interest	0	0	(7.01)	0.00	7.01	
185.48110.11185	Other Revenue	(1,000)	(1,000)	(270.00)	0.00	(730.00)	27.00 %
	Revenues Total	(1,000)	(1,000)	(277.01)	0.00	(722.99)	27.70 %
	Fund Totals	(1,000)	(1,000)	(277.01)	0.00	(722.99)	27.70 %

192 - Debt Service Fund - 11192 - Revenues-Debt Service Fund

Revenues							
192.40110.11192	Current Ad Valorem Taxes	(1,157,503)	(1,157,503)	(1,270,656.81)	0.00	113,153.81	109.78 %
192.40120.11192	Delinquent Ad Valorem Taxes	(30,000)	(30,000)	(20,738.64)	0.00	(9,261.36)	69.13 %
192.40130.11192	Penalties and Interest-Ad Valorem Taxes	(20,500)	(20,500)	(10,599.91)	0.00	(9,900.09)	51.71 %
192.48010.11192	Interest	(2,000)	(2,000)	(86.96)	0.00	(1,913.04)	4.35 %
	Revenues Total	(1,210,003)	(1,210,003)	(1,302,082.32)	0.00	92,079.32	107.61 %
	Fund Totals	(1,210,003)	(1,210,003)	(1,302,082.32)	0.00	92,079.32	107.61 %

220 - Road and Bridge Fund - 11220 - Revenues-Road and Bridge Fund

Revenues							
220.40110.11220	Current Ad Valorem Taxes	(3,332,138)	(3,332,138)	(3,162,084.32)	0.00	(170,053.68)	94.90 %
220.42010.11220	State Funds	(103,765)	(103,765)	(68,613.12)	0.00	(35,151.88)	66.12 %
220.42630.11220	US Forest Service	(120,000)	(120,000)	(5,927.26)	0.00	(114,072.74)	4.94 %
220.44510.11220	Road and Bridge Fees	(500,000)	(500,000)	(185,820.00)	0.00	(314,180.00)	37.16 %
220.44610.11220	License Fee Registration	(360,000)	(360,000)	(334,675.93)	0.00	(25,324.07)	92.97 %
220.47601.11220	JP #1 Fines	(175,000)	(175,000)	(82,004.97)	0.00	(92,995.03)	46.86 %
220.47602.11220	JP #2 Fines	(40,000)	(40,000)	(15,924.42)	0.00	(24,075.58)	39.81 %



Walker County Budget vs Actual Report
As of the Month Ended February 28, 2021 Posted as of April 7, 2021
Year to Date for the Fiscal Year Ending September 30, 2021

Page 9 of 21

4/8/2021 10:28:35 AM

Account		Original Budget	Revised Budget	Actual	Encumbrance	Remaining	Pct
220.47603.11220	JP #3 Fines	(31,000)	(31,000)	(10,653.95)	0.00	(20,346.05)	34.37 %
220.47604.11220	JP #4 Fines	(60,000)	(60,000)	(20,831.70)	0.00	(39,168.30)	34.72 %
220.47606.11220	License and Weight Fines	(120,000)	(120,000)	(28,986.30)	0.00	(91,013.70)	24.16 %
220.47610.11220	County Court at Law Fines	(85,000)	(85,000)	(29,445.43)	0.00	(55,554.57)	34.64 %
220.47622.11220	District Courts Fines	(95,000)	(95,000)	(42,344.14)	0.00	(52,655.86)	44.57 %
220.48010.11220	Interest	(3,000)	(3,000)	(1,482.62)	0.00	(1,517.38)	49.42 %
220.48200.11220	Insurance Refunds/Credits	0	(118,244)	(118,244.97)	0.00	0.97	100.00 %
220.49901.11220	Transfer from General Fund	(600,000)	(600,000)	(300,000.00)	0.00	(300,000.00)	50.00 %
220.49930.11220	Transfers from Other Funds	0	(97,342)	0.00	0.00	(97,342.00)	0.00 %
220.49940.11220	Transfer from General Fund-Special	(225,000)	(225,000)	0.00	0.00	(225,000.00)	0.00 %
Revenues Total		(5,849,903)	(6,065,489)	(4,407,039.13)	0.00	(1,658,449.87)	72.66 %

220 - Road and Bridge Fund - 82210 - Road and Bridge Precinct 1

Revenues							
220.42710.82210	Disaster Relief Funds	0	(288)	(288.89)	0.00	0.89	100.31 %
Revenues Total		0	(288)	(288.89)	0.00	0.89	100.31 %

220 - Road and Bridge Fund - 82220 - Road and Bridge Precinct 2

Revenues							
220.42710.82220	Disaster Relief Funds	0	(295)	(295.17)	0.00	0.17	100.06 %
Revenues Total		0	(295)	(295.17)	0.00	0.17	100.06 %

220 - Road and Bridge Fund - 82230 - Road and Bridge Precinct 3

Revenues							
220.48110.82230	Other Revenue	0	(3,008)	(3,255.75)	0.00	247.75	108.24 %
Revenues Total		0	(3,008)	(3,255.75)	0.00	247.75	108.24 %

220 - Road and Bridge Fund - 82240 - Road and Bridge Precinct 4

Revenues							
220.42620.82240	Federal Funds	0	(119,519)	(119,519.00)	0.00	0.00	100.00 %
220.42710.82240	Disaster Relief Funds	0	(55,047)	(55,047.52)	0.00	0.52	100.00 %
Revenues Total		0	(174,566)	(174,566.52)	0.00	0.52	100.00 %

Fund Totals	(5,849,903)	(6,243,646)	(4,585,445.46)	0.00	(1,658,200.54)	73.44 %
--------------------	-------------	-------------	----------------	------	----------------	---------

301 - Walker County EMS Fund - 11301 - Revenues-Walker County EMS Fund



Walker County Budget vs Actual Report
As of the Month Ended February 28, 2021 Posted as of April 7, 2021
Year to Date for the Fiscal Year Ending September 30, 2021

Page 10 of 21

4/8/2021 10:28:35 AM

Account		Original Budget	Revised Budget	Actual	Encumbrance	Remaining	Pct
Revenues							
301.43010.11301	Fees of Office/Charges for Service	(5,000)	(5,000)	(1,050.00)	0.00	(3,950.00)	21.00 %
301.43800.11301	Ambulance Emergency Fees	(2,294,000)	(2,294,000)	(1,126,300.62)	0.00	(1,167,699.38)	49.10 %
301.43997.11301	WriteOffs Collected	0	0	(10,122.68)	0.00	10,122.68	
301.48010.11301	Interest	(2,000)	(2,000)	(320.87)	0.00	(1,679.13)	16.04 %
301.48200.11301	Insurance Refunds/Credits	0	(32,466)	(60,092.02)	0.00	27,626.02	185.09 %
301.49901.11301	Transfer from General Fund	(1,261,882)	(1,261,882)	(313,250.00)	0.00	(948,632.00)	24.82 %
301.49902.11301	Transfer from General-Capital	(248,505)	(363,983)	(248,505.00)	0.00	(115,478.00)	68.27 %
	Revenues Total	(3,811,387)	(3,959,331)	(1,759,641.19)	0.00	(2,199,689.81)	44.44 %

Fund Totals		(3,811,387)	(3,959,331)	(1,759,641.19)	0.00	(2,199,689.81)	44.44 %
--------------------	--	-------------	-------------	----------------	------	----------------	---------

473 - AutoTheft Task Force - 42080 - AutoTheft Task Force

Revenues							
473.42010.42080	State Funds	77,176	77,176	(33,038.08)	0.00	110,214.08	-42.81 %
	Revenues Total	77,176	77,176	(33,038.08)	0.00	110,214.08	-42.81 %
Fund Totals		77,176	77,176	(33,038.08)	0.00	110,214.08	-42.81 %

474 - District Attorney Victim Assistance Coord - 32091 - District Attorney Victim Assistance Coord

Revenues							
474.42620.32091	Federal Funds	(47,368)	(47,368)	(8,702.12)	0.00	(38,665.88)	18.37 %
474.49901.32091	Transfer from General Fund	(12,255)	(12,255)	0.00	0.00	(12,255.00)	0.00 %
	Revenues Total	(59,623)	(59,623)	(8,702.12)	0.00	(50,920.88)	14.60 %
Fund Totals		(59,623)	(59,623)	(8,702.12)	0.00	(50,920.88)	14.60 %

481 - Grant-Jag - 48857 - JAG Grant - 2020

Revenues							
481.42620.48857	Federal Funds	0	(5,206)	(5,206.00)	0.00	0.00	100.00 %
	Revenues Total	0	(5,206)	(5,206.00)	0.00	0.00	100.00 %
Fund Totals		0	(5,206)	(5,206.00)	0.00	0.00	100.00 %

482 - Grants-HGAC Fund - 70040 - Master Gardeners Grant



Walker County Budget vs Actual Report
As of the Month Ended February 28, 2021 Posted as of April 7, 2021
Year to Date for the Fiscal Year Ending September 30, 2021

Page 11 of 21

4/8/2021 10:28:35 AM

Account		Original Budget	Revised Budget	Actual	Encumbrance	Remaining	Pct
Revenues							
482.42350.70040	HGAC Grants	(9,028)	(9,028)	0.00	0.00	(9,028.00)	0.00 %
	Revenues Total	(9,028)	(9,028)	0.00	0.00	(9,028.00)	0.00 %
	Fund Totals	(9,028)	(9,028)	0.00	0.00	(9,028.00)	0.00 %

483 - Grants-HAVA Fund - 16050 - Elections-HAVA Grant

Revenues							
483.42010.16050	State Funds	(1,316)	(1,316)	(1,316.36)	0.00	0.36	100.03 %
483.42340.16050	HAVA Grants	(6,565)	(6,565)	(6,566.01)	0.00	1.01	100.02 %
	Revenues Total	(7,881)	(7,881)	(7,882.37)	0.00	1.37	100.02 %

483 - Grants-HAVA Fund - 16051 - HAVA-Elections Security

Revenues							
483.42340.16051	HAVA Grants	(24,466)	(24,466)	(24,466.46)	0.00	0.46	100.00 %
	Revenues Total	(24,466)	(24,466)	(24,466.46)	0.00	0.46	100.00 %
	Fund Totals	(32,347)	(32,347)	(32,348.83)	0.00	1.83	100.01 %

488 - CDBG Grants - 62010 - CDBG-GLO-Harvey

Revenues							
488.42230.62010	Grant Revenue	0	(575,018)	(81,502.20)	0.00	(493,515.80)	14.17 %
	Revenues Total	0	(575,018)	(81,502.20)	0.00	(493,515.80)	14.17 %
	Fund Totals	0	(575,018)	(81,502.20)	0.00	(493,515.80)	14.17 %

511 - County Records Management and Preservation Fund - 11511 - Revenues-County Records Management and Preservation Fund

Revenues							
511.43010.11511	Fees of Office/Charges for Service	(15,000)	(15,000)	(4,515.84)	0.00	(10,484.16)	30.11 %
	Revenues Total	(15,000)	(15,000)	(4,515.84)	0.00	(10,484.16)	30.11 %
	Fund Totals	(15,000)	(15,000)	(4,515.84)	0.00	(10,484.16)	30.11 %

512 - County Records Preservation II Fund - 11512 - Revenues-County Records Preservation II Fund



Walker County Budget vs Actual Report
As of the Month Ended February 28, 2021 Posted as of April 7, 2021
Year to Date for the Fiscal Year Ending September 30, 2021

Page 12 of 21

4/8/2021 10:28:35 AM

Account		Original Budget	Revised Budget	Actual	Encumbrance	Remaining	Pct
Revenues							
512.43010.11512	Fees of Office/Charges for Service	(11,000)	(11,000)	(4,498.02)	0.00	(6,501.98)	40.89 %
512.48010.11512	Interest	0	0	(24.07)	0.00	24.07	
	Revenues Total	(11,000)	(11,000)	(4,522.09)	0.00	(6,477.91)	41.11 %
	Fund Totals	(11,000)	(11,000)	(4,522.09)	0.00	(6,477.91)	41.11 %

515 - County Clerk Records Management and Preservation Fund - 11515 - Revenues-County Clerk Records Management and Preservation Fund

Revenues							
515.43010.11515	Fees of Office/Charges for Service	(70,000)	(70,000)	(47,636.28)	0.00	(22,363.72)	68.05 %
515.48010.11515	Interest	(1,500)	(1,500)	(238.04)	0.00	(1,261.96)	15.87 %
	Revenues Total	(71,500)	(71,500)	(47,874.32)	0.00	(23,625.68)	66.96 %
	Fund Totals	(71,500)	(71,500)	(47,874.32)	0.00	(23,625.68)	66.96 %

516 - County Clerk Records Archive Fund - 11516 - Revenues-County Clerk Records Archive Fund

Revenues							
516.43010.11516	Fees of Office/Charges for Service	(87,000)	(87,000)	(44,896.36)	0.00	(42,103.64)	51.61 %
516.48010.11516	Interest	(1,000)	(1,000)	(72.05)	0.00	(927.95)	7.21 %
	Revenues Total	(88,000)	(88,000)	(44,968.41)	0.00	(43,031.59)	51.10 %
	Fund Totals	(88,000)	(88,000)	(44,968.41)	0.00	(43,031.59)	51.10 %

518 - District Clerk Records Management and Preservation Fund - 11518 - Revenues-District Clerk Records Management and Preservation Fund

Revenues							
518.43010.11518	Fees of Office/Charges for Service	(3,300)	(3,300)	(1,543.07)	0.00	(1,756.93)	46.76 %
518.48010.11518	Interest	0	0	(1.98)	0.00	1.98	
	Revenues Total	(3,300)	(3,300)	(1,545.05)	0.00	(1,754.95)	46.82 %
	Fund Totals	(3,300)	(3,300)	(1,545.05)	0.00	(1,754.95)	46.82 %

519 - District Clerk Rider Fund - 11519 - Revenues-District Clerk Rider Fund

Revenues							
519.42010.11519	State Funds	(12,000)	(12,000)	(5,000.00)	0.00	(7,000.00)	41.67 %



Walker County Budget vs Actual Report
As of the Month Ended February 28, 2021 Posted as of April 7, 2021
Year to Date for the Fiscal Year Ending September 30, 2021

Page 13 of 21

4/8/2021 10:28:35 AM

Account		Original Budget	Revised Budget	Actual	Encumbrance	Remaining	Pct
519.48010.11519	Interest	0	0	(11.52)	0.00	11.52	
	Revenues Total	(12,000)	(12,000)	(5,011.52)	0.00	(6,988.48)	41.76 %
Fund Totals		(12,000)	(12,000)	(5,011.52)	0.00	(6,988.48)	41.76 %

520 - District Clerk Archive Fund - 11520 - District Clerk Archive

Revenues							
520.43010.11520	Fees of Office/Charges for Service	(1,500)	(1,500)	(723.48)	0.00	(776.52)	48.23 %
	Revenues Total	(1,500)	(1,500)	(723.48)	0.00	(776.52)	48.23 %
Fund Totals		(1,500)	(1,500)	(723.48)	0.00	(776.52)	48.23 %

523 - County Jury Fee Fund - 11523 - Revenues-County Jury Fee Fund

Revenues							
523.43010.11523	Fees of Office/Charges for Service	0	0	(176.87)	0.00	176.87	
523.43720.11523	Jury Fee	(5,000)	(5,000)	(3,099.03)	0.00	(1,900.97)	61.98 %
	Revenues Total	(5,000)	(5,000)	(3,275.90)	0.00	(1,724.10)	65.52 %
Fund Totals		(5,000)	(5,000)	(3,275.90)	0.00	(1,724.10)	65.52 %

525 - Court Reporter Service Fund - 11525 - Revenues-Court Reporter Service Fund

Revenues							
525.43010.11525	Fees of Office/Charges for Service	0	0	(116.28)	0.00	116.28	
525.43730.11525	Court Reporter Fee	(12,000)	(12,000)	(5,702.65)	0.00	(6,297.35)	47.52 %
	Revenues Total	(12,000)	(12,000)	(5,818.93)	0.00	(6,181.07)	48.49 %
Fund Totals		(12,000)	(12,000)	(5,818.93)	0.00	(6,181.07)	48.49 %

526 - County Law Library Fund - 11526 - Revenues-County Law Library Fund

Revenues							
526.43010.11526	Fees of Office/Charges for Service	(33,400)	(33,400)	(13,303.27)	0.00	(20,096.73)	39.83 %
526.48010.11526	Interest	(35)	(35)	0.00	0.00	(35.00)	0.00 %
	Revenues Total	(33,435)	(33,435)	(13,303.27)	0.00	(20,131.73)	39.79 %
Fund Totals		(33,435)	(33,435)	(13,303.27)	0.00	(20,131.73)	39.79 %



Walker County Budget vs Actual Report
As of the Month Ended February 28, 2021 Posted as of April 7, 2021
Year to Date for the Fiscal Year Ending September 30, 2021

Page 14 of 21

4/8/2021 10:28:35 AM

Account		Original Budget	Revised Budget	Actual	Encumbrance	Remaining	Pct
536 - Courthouse Security Fund - 11536 - Revenues-Courthouse Security Fund							
Revenues							
536.43010.11536	Fees of Office/Charges for Service	(30,000)	(30,000)	(13,148.35)	0.00	(16,851.65)	43.83 %
536.49901.11536	Transfer from General Fund	(28,294)	(28,294)	0.00	0.00	(28,294.00)	0.00 %
	Revenues Total	(58,294)	(58,294)	(13,148.35)	0.00	(45,145.65)	22.56 %
	Fund Totals	(58,294)	(58,294)	(13,148.35)	0.00	(45,145.65)	22.56 %
537 - Justice Courts Building Security Fund - 11537 - Revenues-Justice Courts Building Security Fund							
Revenues							
537.43010.11537	Fees of Office/Charges for Service	(4,000)	(4,000)	(1,829.55)	0.00	(2,170.45)	45.74 %
537.48010.11537	Interest	0	0	(17.89)	0.00	17.89	
	Revenues Total	(4,000)	(4,000)	(1,847.44)	0.00	(2,152.56)	46.19 %
	Fund Totals	(4,000)	(4,000)	(1,847.44)	0.00	(2,152.56)	46.19 %
538 - JP TruancyPrev and Diversion Fund - 11538 - JP Truancy Prevention and Diversion							
Revenues							
538.43010.11538	Fees of Office/Charges for Service	(9,400)	(9,400)	(6,556.68)	0.00	(2,843.32)	69.75 %
538.48010.11538	Interest	0	0	(1.55)	0.00	1.55	
	Revenues Total	(9,400)	(9,400)	(6,558.23)	0.00	(2,841.77)	69.77 %
	Fund Totals	(9,400)	(9,400)	(6,558.23)	0.00	(2,841.77)	69.77 %
539 - County Speciality Court Programs - 11539 - County Specialty Court Programs							
Revenues							
539.43030.11539	County Specialty Court Programs	(1,900)	(1,900)	(1,215.79)	0.00	(684.21)	63.99 %
539.48010.11539	Interest	0	0	(0.31)	0.00	0.31	
	Revenues Total	(1,900)	(1,900)	(1,216.10)	0.00	(683.90)	64.01 %
	Fund Totals	(1,900)	(1,900)	(1,216.10)	0.00	(683.90)	64.01 %
550 - Justice Courts Technology Fund - 11550 - Revenues-Justice Courts Technology Fund							
Revenues							
550.43010.11550	Fees of Office/Charges for Service	(17,000)	(17,000)	(6,186.55)	0.00	(10,813.45)	36.39 %



Walker County Budget vs Actual Report
As of the Month Ended February 28, 2021 Posted as of April 7, 2021
Year to Date for the Fiscal Year Ending September 30, 2021

Page 15 of 21

4/8/2021 10:28:35 AM

Account		Original Budget	Revised Budget	Actual	Encumbrance	Remaining	Pct
550.48010.11550	Interest	0	0	(31.22)	0.00	31.22	
	Revenues Total	(17,000)	(17,000)	(6,217.77)	0.00	(10,782.23)	36.58 %
Fund Totals		(17,000)	(17,000)	(6,217.77)	0.00	(10,782.23)	36.58 %

551 - County and District Courts Technology Fund - 11551 - Revenues-County and District Courts Technology Fund

Revenues							
551.43010.11551	Fees of Office/Charges for Service	(1,400)	(1,400)	(474.03)	0.00	(925.97)	33.86 %
551.48010.11551	Interest	0	0	(0.40)	0.00	0.40	
	Revenues Total	(1,400)	(1,400)	(474.43)	0.00	(925.57)	33.89 %
Fund Totals		(1,400)	(1,400)	(474.43)	0.00	(925.57)	33.89 %

552 - Child Abuse Prevention Fund - 11552 - Child Abuse Prevention Abuse Fund

Revenues							
552.43705.11552	Child Abuse Fine to Dedicated Fund	0	0	(110.12)	0.00	110.12	
	Revenues Total	0	0	(110.12)	0.00	110.12	
Fund Totals		0	0	(110.12)	0.00	110.12#Error	

560 - District Attorney Prosecutors Supplement Fund - 11560 - Revenues-District Attorney Prosecutors Fund

Revenues							
560.42010.11560	State Funds	(22,500)	(22,500)	(14,307.53)	0.00	(8,192.47)	63.59 %
	Revenues Total	(22,500)	(22,500)	(14,307.53)	0.00	(8,192.47)	63.59 %
Fund Totals		(22,500)	(22,500)	(14,307.53)	0.00	(8,192.47)	63.59 %

561 - Pretrial Intervention Program Fund - 11561 - Revenues-Pretrial Intervention Program Fund

Revenues							
561.43010.11561	Fees of Office/Charges for Service	(30,000)	(30,000)	(16,467.26)	0.00	(13,532.74)	54.89 %
561.48010.11561	Interest	0	0	(31.42)	0.00	31.42	
	Revenues Total	(30,000)	(30,000)	(16,498.68)	0.00	(13,501.32)	55.00 %
Fund Totals		(30,000)	(30,000)	(16,498.68)	0.00	(13,501.32)	55.00 %



Walker County Budget vs Actual Report
As of the Month Ended February 28, 2021 Posted as of April 7, 2021
Year to Date for the Fiscal Year Ending September 30, 2021

Page 16 of 21

4/8/2021 10:28:35 AM

Account		Original Budget	Revised Budget	Actual	Encumbrance	Remaining	Pct
562 - District Attorney Forfeiture Fund - 11562 - Revenues-District Attorney Forfeiture Fund							
Revenues							
562.47850.11562	Forfeitures-Sheriff,DOJ EquitableSharing, District Attorney	0	0	(29,112.87)	0.00	29,112.87	
562.48010.11562	Interest	0	0	(64.70)	0.00	64.70	
	Revenues Total	0	0	(29,177.57)	0.00	29,177.57	
	Fund Totals	0	0	(29,177.57)	0.00	29,177.57	#Error
563 - District Attorney Hot Check Fee Fund - 11563 - Revenues-District Attorney Hot Check Fee Fund							
Revenues							
563.43140.11563	Hot Check Fees	(2,200)	(2,200)	(519.15)	0.00	(1,680.85)	23.60 %
	Revenues Total	(2,200)	(2,200)	(519.15)	0.00	(1,680.85)	23.60 %
	Fund Totals	(2,200)	(2,200)	(519.15)	0.00	(1,680.85)	23.60 %
574 - Sheriff Forfeiture Fund - 11574 - Revenues-Sheriff Forfeiture Fund							
Revenues							
574.47850.11574	Forfeitures-Sheriff,DOJ EquitableSharing, District Attorney	0	0	(30,395.52)	0.00	30,395.52	
574.48010.11574	Interest	0	0	(160.65)	0.00	160.65	
	Revenues Total	0	0	(30,556.17)	0.00	30,556.17	
	Fund Totals	0	0	(30,556.17)	0.00	30,556.17	#Error
576 - Sheriff Inmate Medical Fund - 11576 - Revenues-Sheriff Inmate Medical Fund							
Revenues							
576.43010.11576	Fees of Office/Charges for Service	(2,000)	(2,000)	(1,613.00)	0.00	(387.00)	80.65 %
576.48010.11576	Interest	0	0	(17.76)	0.00	17.76	
	Revenues Total	(2,000)	(2,000)	(1,630.76)	0.00	(369.24)	81.54 %
	Fund Totals	(2,000)	(2,000)	(1,630.76)	0.00	(369.24)	81.54 %
577 - DOJ Equitable Sharing Fund - 11577 - Revenues-Equitable Sharing Fund							



Walker County Budget vs Actual Report
As of the Month Ended February 28, 2021 Posted as of April 7, 2021
Year to Date for the Fiscal Year Ending September 30, 2021

Page 17 of 21

4/8/2021 10:28:35 AM

Account		Original Budget	Revised Budget	Actual	Encumbrance	Remaining	Pct
Revenues							
577.48010.11577	Interest	0	0	(162.92)	0.00	162.92	
	Revenues Total	0	0	(162.92)	0.00	162.92	
Fund Totals							
		0	0	(162.92)	0.00	162.92	#Error

583 - Elections Equipment Fund - 11583 - Revenues-Elections Equipment Fund

Revenues							
583.42410.11583	Intergovernmental Funds	(15,000)	(15,000)	(15,871.96)	0.00	871.96	105.81 %
	Revenues Total	(15,000)	(15,000)	(15,871.96)	0.00	871.96	105.81 %
Fund Totals							
		(15,000)	(15,000)	(15,871.96)	0.00	871.96	105.81 %

584 - Tax Assessor Elections Service Contract Fund - 11584 - Revenues-Tax Assessor Election Service Contract Fund

Revenues							
584.42410.11584	Intergovernmental Funds	0	0	(300.00)	0.00	300.00	
584.43010.11584	Fees of Office/Charges for Service	0	0	(13,769.39)	0.00	13,769.39	
584.48010.11584	Interest	0	0	(14.12)	0.00	14.12	
	Revenues Total	0	0	(14,083.51)	0.00	14,083.51	
Fund Totals							
		0	0	(14,083.51)	0.00	14,083.51	#Error

601 - Special Prosecution/Civil/Juvenile Fund - 35020 - SPU Criminal

Revenues							
601.42010.35020	State Funds	(1,520,542)	(1,520,542)	(570,709.71)	0.00	(949,832.29)	37.53 %
601.42020.35020	State Longevity Pay	0	0	(15,378.00)	0.00	15,378.00	
	Revenues Total	(1,520,542)	(1,520,542)	(586,087.71)	0.00	(934,454.29)	38.54 %

601 - Special Prosecution/Civil/Juvenile Fund - 35030 - SPU - State General Allocation

Revenues							
601.42010.35030	State Funds	(389,291)	(389,291)	(138,771.07)	0.00	(250,519.93)	35.65 %
	Revenues Total	(389,291)	(389,291)	(138,771.07)	0.00	(250,519.93)	35.65 %

601 - Special Prosecution/Civil/Juvenile Fund - 35040 - SPU Civil Division



Walker County Budget vs Actual Report
As of the Month Ended February 28, 2021 Posted as of April 7, 2021
Year to Date for the Fiscal Year Ending September 30, 2021

Page 18 of 21

4/8/2021 10:28:35 AM

Account		Original Budget	Revised Budget	Actual	Encumbrance	Remaining	Pct
Revenues							
601.42010.35040	State Funds	(2,478,467)	(2,478,467)	(889,968.43)	0.00	(1,588,498.57)	35.91 %
601.42020.35040	State Longevity Pay	0	0	(5,060.00)	0.00	5,060.00	
Revenues Total		(2,478,467)	(2,478,467)	(895,028.43)	0.00	(1,583,438.57)	36.11 %

601 - Special Prosecution/Civil/Juvenile Fund - 35050 - SPU Juvenile Division

Revenues							
601.42010.35050	State Funds	(965,017)	(965,017)	(319,809.48)	0.00	(645,207.52)	33.14 %
601.42020.35050	State Longevity Pay	0	0	(1,830.00)	0.00	1,830.00	
Revenues Total		(965,017)	(965,017)	(321,639.48)	0.00	(643,377.52)	33.33 %

Fund Totals	(5,353,317)	(5,353,317)	(1,941,526.69)	0.00	(3,411,790.31)	36.27 %
--------------------	-------------	-------------	----------------	------	----------------	---------

615 - Adult Probation-Basic Services Fund - 50130 - Adult Basic Supervision

Revenues							
615.42010.50130	State Funds	(330,143)	(330,143)	(82,536.00)	0.00	(247,607.00)	25.00 %
615.42390.50130	SAFPF Grant Funds	(14,000)	(14,000)	(5,008.50)	0.00	(8,991.50)	35.78 %
615.44710.50130	CSCD Probation Fees	(802,500)	(802,500)	(303,034.64)	0.00	(499,465.36)	37.76 %
615.44720.50130	CSCD Alcohol Evaluation Fees	(10,000)	(10,000)	(5,380.11)	0.00	(4,619.89)	53.80 %
615.44730.50130	CSCD U/A Evaluation Fee	(15,000)	(15,000)	(8,521.65)	0.00	(6,478.35)	56.81 %
615.44740.50130	CSCD DWI Evaluation Fee	(5,000)	(5,000)	(1,209.00)	0.00	(3,791.00)	24.18 %
615.44750.50130	CSCD Drug Offender Program Fee	(5,000)	(5,000)	(1,120.00)	0.00	(3,880.00)	22.40 %
615.44770.50130	CSCD Insurance Fees	(900)	(900)	(829.00)	0.00	(71.00)	92.11 %
615.44830.50130	CSCD Transaction Fees	(17,000)	(17,000)	(8,332.00)	0.00	(8,668.00)	49.01 %
615.44840.50130	CSCD Anger Mgmt Fees	(300)	(300)	78.00	0.00	(378.00)	-26.00 %
615.44850.50130	CSCD Psych Evaluation	0	0	(25.00)	0.00	25.00	
615.44860.50130	One-time Restitution Fee \$6 CSCD	0	0	(6.00)	0.00	6.00	
615.44870.50130	CSCD Pre-Trial Diversion Fees	(23,500)	(23,500)	(23,080.00)	0.00	(420.00)	98.21 %
615.48010.50130	Interest	(3,000)	(3,000)	(274.32)	0.00	(2,725.68)	9.14 %
615.48110.50130	Other Revenue	0	0	(4.66)	0.00	4.66	
Revenues Total		(1,226,343)	(1,226,343)	(439,282.88)	0.00	(787,060.12)	35.82 %

Fund Totals	(1,226,343)	(1,226,343)	(439,282.88)	0.00	(787,060.12)	35.82 %
--------------------	-------------	-------------	--------------	------	--------------	---------

616 - Adult Probation - Court Services Fund - 50150 - Adult Court Services



Walker County Budget vs Actual Report
As of the Month Ended February 28, 2021 Posted as of April 7, 2021
Year to Date for the Fiscal Year Ending September 30, 2021

Page 19 of 21

4/8/2021 10:28:35 AM

Account		Original Budget	Revised Budget	Actual	Encumbrance	Remaining	Pct
Revenues							
616.42010.50150	State Funds	(187,020)	(187,020)	(106,757.77)	0.00	(80,262.23)	57.08 %
	Revenues Total	(187,020)	(187,020)	(106,757.77)	0.00	(80,262.23)	57.08 %
	Fund Totals	(187,020)	(187,020)	(106,757.77)	0.00	(80,262.23)	57.08 %

617 - Adult Probation-Substance Abuse Services Fund - 50170 - Adult Substance Abuse Services

Revenues							
617.42010.50170	State Funds	(116,686)	(116,686)	(53,235.46)	0.00	(63,450.54)	45.62 %
	Revenues Total	(116,686)	(116,686)	(53,235.46)	0.00	(63,450.54)	45.62 %
	Fund Totals	(116,686)	(116,686)	(53,235.46)	0.00	(63,450.54)	45.62 %

618 - Adult Probation-Pretrial Diversion - 50190 - Adult Pretrial Diversion

Revenues							
618.42010.50190	State Funds	(35,950)	(35,950)	(16,300.79)	0.00	(19,649.21)	45.34 %
	Revenues Total	(35,950)	(35,950)	(16,300.79)	0.00	(19,649.21)	45.34 %
	Fund Totals	(35,950)	(35,950)	(16,300.79)	0.00	(19,649.21)	45.34 %

640 - Juvenile Grant Fund Title IVE - 36030 - Juvenile Title IV-E

Revenues							
640.48010.36030	Interest	0	0	(33.96)	0.00	33.96	
	Revenues Total	0	0	(33.96)	0.00	33.96	
	Fund Totals	0	0	(33.96)	0.00	33.96	#Error

641 - Juvenile Grant-State Aid Fund - 36040 - Juvenile State/Grant Aid

Revenues							
641.42010.36040	State Funds	(211,102)	(211,102)	(88,500.53)	0.00	(122,601.47)	41.92 %
	Revenues Total	(211,102)	(211,102)	(88,500.53)	0.00	(122,601.47)	41.92 %
	Fund Totals	(211,102)	(211,102)	(88,500.53)	0.00	(122,601.47)	41.92 %

643 - Juvenile Grant-Commitment Reduction Fund - 36050 - Juvenile Commitment Reduction



Walker County Budget vs Actual Report
As of the Month Ended February 28, 2021 Posted as of April 7, 2021
Year to Date for the Fiscal Year Ending September 30, 2021

Page 20 of 21

4/8/2021 10:28:35 AM

Account		Original Budget	Revised Budget	Actual	Encumbrance	Remaining	Pct
Revenues							
643.42010.36050	State Funds	(28,853)	(28,853)	(14,427.00)	0.00	(14,426.00)	50.00 %
	Revenues Total	(28,853)	(28,853)	(14,427.00)	0.00	(14,426.00)	50.00 %

Fund Totals		(28,853)	(28,853)	(14,427.00)	0.00	(14,426.00)	50.00 %
--------------------	--	----------	----------	-------------	------	-------------	---------

644 - Juvenile Grant-Medical Services Fund - 36060 - Juvenile Grant Medical Services

Revenues							
644.42010.36060	State Funds	(33,829)	(33,829)	(14,074.59)	0.00	(19,754.41)	41.61 %
	Revenues Total	(33,829)	(33,829)	(14,074.59)	0.00	(19,754.41)	41.61 %

Fund Totals		(33,829)	(33,829)	(14,074.59)	0.00	(19,754.41)	41.61 %
--------------------	--	----------	----------	-------------	------	-------------	---------

Fund Totals		0	0	0.00	0.00	0.00#Error	
--------------------	--	---	---	------	------	------------	--

646 - Juvenile Grant-PrePost Adjudication - 36080 - Juvenile Grant PrePost Adjudication

Revenues							
646.42010.36080	State Funds	(17,297)	(17,297)	811.00	0.00	(18,108.00)	-4.69 %
	Revenues Total	(17,297)	(17,297)	811.00	0.00	(18,108.00)	-4.69 %

Fund Totals		(17,297)	(17,297)	811.00	0.00	(18,108.00)	-4.69 %
--------------------	--	----------	----------	--------	------	-------------	---------

647 - Juvenile Grant-Community Programs - 36090 - Juvenile Grant Community Programs

Revenues							
647.42010.36090	State Funds	(101,679)	(101,679)	(42,252.52)	0.00	(59,426.48)	41.55 %
	Revenues Total	(101,679)	(101,679)	(42,252.52)	0.00	(59,426.48)	41.55 %

Fund Totals		(101,679)	(101,679)	(42,252.52)	0.00	(59,426.48)	41.55 %
--------------------	--	-----------	-----------	-------------	------	-------------	---------

701 - Retiree Health Insurance Fund - 11701 - Retiree Health Insurance Fund

Revenues							
701.43770.11701	Charges for Retiree Insurance- GenFund	(264,000)	(264,000)	0.00	0.00	(264,000.00)	0.00 %



Walker County Budget vs Actual Report
As of the Month Ended February 28, 2021 Posted as of April 7, 2021
Year to Date for the Fiscal Year Ending September 30, 2021

Page 21 of 21

4/8/2021 10:28:35 AM

Account		Original Budget	Revised Budget	Actual	Encumbrance	Remaining	Pct
701.48010.11701	Interest	(6,000)	(6,000)	(974.91)	0.00	(5,025.09)	16.25 %
	Revenues Total	(270,000)	(270,000)	(974.91)	0.00	(269,025.09)	0.36 %
Fund Totals		(270,000)	(270,000)	(974.91)	0.00	(269,025.09)	0.36 %
801 - Sheriff Commissary Fund - 11801 - Revenues-Sheriff Commissary							
Revenues							
801.43060.11801	Coin Phones	0	0	(39,442.00)	0.00	39,442.00	
801.48010.11801	Interest	0	0	(24.47)	0.00	24.47	
801.48130.11801	Vending Machines	0	0	642.08	0.00	(642.08)	
801.48140.11801	Sales-Commissary	0	0	(27,587.66)	0.00	27,587.66	
	Revenues Total	0	0	(66,412.05)	0.00	66,412.05	
Fund Totals		0	0	(66,412.05)	0.00	66,412.05	#Error
802 - Walker County Public Safety Communications Center - 11802 - Revenues-Central Dispatch							
Revenues							
802.42420.11802	Walker County	(817,788)	(817,788)	(286,232.50)	0.00	(531,555.50)	35.00 %
802.42450.11802	City of Huntsville	(817,788)	(817,788)	(286,232.50)	0.00	(531,555.50)	35.00 %
802.48010.11802	Interest	0	0	(343.26)	0.00	343.26	
802.48110.11802	Other Revenue	0	0	(2,991.15)	0.00	2,991.15	
	Revenues Total	(1,635,576)	(1,635,576)	(575,799.41)	0.00	(1,059,776.59)	35.20 %
Fund Totals		(1,635,576)	(1,635,576)	(575,799.41)	0.00	(1,059,776.59)	35.20 %
Total All Funds		(44,711,230)	(46,441,519)	(30,698,017.36)	0.00	(15,743,501.64)	66.10 %



Walker County Expenditures vs Budget Report

As of the Month Ended February 28, 2021

Posted as of April 7, 2021

Page 1 of 19

4/8/2021

10:57 AM

For The Fiscal Year Ending September 30,2021

Account	OriginalBudget	RevisedBudget	Actual	Encumbrances	Remaining	Pct
101 - General Fund						
15010 - County Judge						
Salaries/Other Pay/Benefits	221,362	221,362	86,498.08	0.00	134,863.92	39.08 %
Operations	8,454	8,454	594.60	176.44	7,682.96	9.12 %
Department Total	229,816	229,816	87,092.68	176.44	142,546.88	37.97 %
15020 - County Judge - IT Operations						
Salaries/Other Pay/Benefits	281,511	281,511	71,188.97	0.00	210,322.03	25.29 %
Operations	9,530	9,530	379.90	0.00	9,150.10	3.99 %
Department Total	291,041	291,041	71,568.87	0.00	219,472.13	24.59 %
15030 - County Judge - IT Hardware/Software						
Operations	335,121	338,151	174,181.23	0.00	163,969.77	51.51 %
Department Total	335,121	338,151	174,181.23	0.00	163,969.77	51.51 %
15040 - Commissioners Court						
Salaries/Other Pay/Benefits	71,590	85,150	45,638.78	0.00	39,511.22	53.60 %
Operations	9,046	9,046	2,532.86	165.98	6,347.16	29.83 %
Department Total	80,636	94,196	48,171.64	165.98	45,858.38	51.32 %
15050 - County Clerk						
Salaries/Other Pay/Benefits	584,774	584,774	228,719.13	0.00	356,054.87	39.11 %
Operations	108,201	108,201	24,598.79	3,398.42	80,203.79	25.88 %
Department Total	692,975	692,975	253,317.92	3,398.42	436,258.66	37.05 %
16010 - Voter Registration						
Salaries/Other Pay/Benefits	51,262	55,312	22,316.23	0.00	32,995.77	40.35 %
Operations	25,500	25,500	3,959.13	2,410.02	19,130.85	24.98 %
Department Total	76,762	80,812	26,275.36	2,410.02	52,126.62	35.50 %
16020 - Elections						
Salaries/Other Pay/Benefits	126,141	161,141	90,442.85	0.00	70,698.15	56.13 %
Operations	72,878	72,878	30,935.07	150.00	41,792.93	42.65 %
Department Total	199,019	234,019	121,377.92	150.00	112,491.08	51.93 %
17010 - County Facilities						
Salaries/Other Pay/Benefits	484,843	484,843	169,712.09	0.00	315,130.91	35.00 %
Operations	353,444	353,444	126,277.39	44,611.09	182,555.52	48.35 %
Department Total	838,287	838,287	295,989.48	44,611.09	497,686.43	40.63 %
17020 - Facilities-Justice Center Municipal Allocation						
Operations	10,983	10,983	1,505.96	0.00	9,477.04	13.71 %
Department Total	10,983	10,983	1,505.96	0.00	9,477.04	13.71 %
19010 - Centralized Costs						
Salaries/Other Pay/Benefits	555,902	555,902	90,586.48	0.00	465,315.52	16.30 %
Operations	643,263	632,878	275,983.56	417.25	356,477.19	43.67 %



Walker County Expenditures vs Budget Report

As of the Month Ended February 28, 2021

Posted as of April 7, 2021

Page 2 of 19

4/8/2021

10:57 AM

For The Fiscal Year Ending September 30,2021

Account	OriginalBudget	RevisedBudget	Actual	Encumbrances	Remaining	Pct
101 - General Fund						
19010 - Centralized Costs						
Capital	0	10,385	10,384.11	0.00	0.89	99.99 %
Department Total	1,199,165	1,199,165	376,954.15	417.25	821,793.60	31.47 %
19200 - Contingency						
Contingency	1,051,330	805,849	0.00	0.00	805,849.00	0.00 %
Department Total	1,051,330	805,849	0.00	0.00	805,849.00	0.00 %
20005 - County Auditor-Financial Systems						
Operations	109,833	109,833	63,876.94	0.00	45,956.06	58.16 %
Department Total	109,833	109,833	63,876.94	0.00	45,956.06	58.16 %
20010 - County Auditor						
Salaries/Other Pay/Benefits	731,046	731,046	259,410.80	0.00	471,635.20	35.48 %
Operations	58,275	58,275	19,884.27	0.00	38,390.73	34.12 %
Department Total	789,321	789,321	279,295.07	0.00	510,025.93	35.38 %
20020 - County Treasurer						
Salaries/Other Pay/Benefits	357,144	357,144	128,003.56	0.00	229,140.44	35.84 %
Operations	23,579	23,579	3,370.21	1,803.46	18,405.33	21.94 %
Department Total	380,723	380,723	131,373.77	1,803.46	247,545.77	34.98 %
20030 - County Treasurer - Collections						
Salaries/Other Pay/Benefits	121,459	121,459	45,842.57	0.00	75,616.43	37.74 %
Operations	21,820	21,820	7,327.03	1,500.00	12,992.97	40.45 %
Department Total	143,279	143,279	53,169.60	1,500.00	88,609.40	38.16 %
20040 - Purchasing						
Salaries/Other Pay/Benefits	251,902	251,902	65,551.69	0.00	186,350.31	26.02 %
Operations	13,517	16,337	4,639.13	1,192.30	10,505.57	35.69 %
Department Total	265,419	268,239	70,190.82	1,192.30	196,855.88	26.61 %
21010 - Vehicle Registration						
Salaries/Other Pay/Benefits	482,243	482,243	187,117.31	0.00	295,125.69	38.80 %
Operations	14,402	14,402	4,196.85	1,285.28	8,919.87	38.07 %
Department Total	496,645	496,645	191,314.16	1,285.28	304,045.56	38.78 %
29940 - Governmental/Services Contracts						
Appraisal District - Appraisals	399,871	399,871	199,935.50	0.00	199,935.50	50.00 %
Appraisal District - Collections	172,386	172,386	86,193.00	0.00	86,193.00	50.00 %
Department Total	572,257	572,257	286,128.50	0.00	286,128.50	50.00 %
30010 - Courts-Central Costs						
Salaries/Other Pay/Benefits	42,344	42,344	17,599.68	0.00	24,744.32	41.56 %
Operations	182,665	222,665	40,258.81	0.00	182,406.19	18.08 %
Department Total	225,009	265,009	57,858.49	0.00	207,150.51	21.83 %



Walker County Expenditures vs Budget Report

As of the Month Ended February 28, 2021

Posted as of April 7, 2021

Page 3 of 19

4/8/2021

10:57 AM

For The Fiscal Year Ending September 30,2021

Account	OriginalBudget	RevisedBudget	Actual	Encumbrances	Remaining	Pct
101 - General Fund						
30020 - County Court at Law						
Salaries/Other Pay/Benefits	471,496	471,496	183,802.39	0.00	287,693.61	38.98 %
Operations	223,544	183,544	63,337.32	150.00	120,056.68	34.59 %
Department Total	695,040	655,040	247,139.71	150.00	407,750.29	37.75 %
30030 - 12th Judicial District Court						
Salaries/Other Pay/Benefits	229,166	229,166	90,888.03	0.00	138,277.97	39.66 %
Operations	157,606	157,606	40,321.50	511.11	116,773.39	25.91 %
Department Total	386,772	386,772	131,209.53	511.11	255,051.36	34.06 %
30040 - 278th Judicial District Court						
Salaries/Other Pay/Benefits	233,539	233,539	91,029.43	0.00	142,509.57	38.98 %
Operations	154,623	154,623	30,579.65	0.00	124,043.35	19.78 %
Department Total	388,162	388,162	121,609.08	0.00	266,552.92	31.33 %
30050 - Courts-Pretrial Bond Supervision						
Salaries/Other Pay/Benefits	58,258	58,258	14,109.46	0.00	44,148.54	24.22 %
Operations	3,800	3,800	0.00	0.00	3,800.00	0.00 %
Department Total	62,058	62,058	14,109.46	0.00	47,948.54	22.74 %
31010 - District Clerk						
Salaries/Other Pay/Benefits	513,743	513,743	200,278.81	0.00	313,464.19	38.98 %
Operations	33,639	33,639	4,221.54	185.00	29,232.46	13.10 %
Department Total	547,382	547,382	204,500.35	185.00	342,696.65	37.39 %
32010 - Criminal District Attorney						
Salaries/Other Pay/Benefits	1,734,818	1,734,818	673,303.27	0.00	1,061,514.73	38.81 %
Operations	72,219	90,790	14,393.18	0.00	76,396.82	15.85 %
Department Total	1,807,037	1,825,608	687,696.45	0.00	1,137,911.55	37.67 %
33010 - Justice of Peace Precinct 1						
Salaries/Other Pay/Benefits	275,237	275,237	97,567.83	0.00	177,669.17	35.45 %
Operations	13,574	13,574	1,763.74	1,175.05	10,635.21	21.65 %
Department Total	288,811	288,811	99,331.57	1,175.05	188,304.38	34.80 %
33020 - Justice of Peace Precinct 2						
Salaries/Other Pay/Benefits	216,368	216,368	78,381.19	0.00	137,986.81	36.23 %
Operations	10,295	10,295	1,160.07	666.69	8,468.24	17.74 %
Department Total	226,663	226,663	79,541.26	666.69	146,455.05	35.39 %
33030 - Justice of Peace Precinct 3						
Salaries/Other Pay/Benefits	218,851	218,851	84,124.72	0.00	134,726.28	38.44 %
Operations	11,904	11,904	1,784.55	339.31	9,780.14	17.84 %
Department Total	230,755	230,755	85,909.27	339.31	144,506.42	37.38 %



Walker County Expenditures vs Budget Report

As of the Month Ended February 28, 2021

Posted as of April 7, 2021

Page 4 of 19

4/8/2021

10:57 AM

For The Fiscal Year Ending September 30,2021

Account	OriginalBudget	RevisedBudget	Actual	Encumbrances	Remaining	Pct
101 - General Fund						
33040 - Justice of Peace Precinct 4						
Salaries/Other Pay/Benefits	274,421	274,421	105,613.66	0.00	168,807.34	38.49 %
Operations	17,237	17,237	1,717.99	1,124.08	14,394.93	16.49 %
Department Total	291,658	291,658	107,331.65	1,124.08	183,202.27	37.19 %
36010 - Juvenile Probation Support - General Fund						
Salaries/Other Pay/Benefits	68,331	68,331	26,545.09	0.00	41,785.91	38.85 %
Operations	82,105	82,105	8,788.00	2,211.29	71,105.71	13.40 %
Department Total	150,436	150,436	35,333.09	2,211.29	112,891.62	24.96 %
41010 - Sheriff						
Salaries/Other Pay/Benefits	3,158,591	3,164,591	1,214,030.31	0.00	1,950,560.69	38.36 %
Operations	350,181	350,181	155,987.08	71,812.57	122,381.35	65.05 %
Capital	356,140	367,844	0.00	367,843.97	0.03	100.00 %
Department Total	3,864,912	3,882,616	1,370,017.39	439,656.54	2,072,942.07	46.61 %
41030 - Sheriff Estray						
Operations	6,000	6,000	2,540.30	279.20	3,180.50	46.99 %
Department Total	6,000	6,000	2,540.30	279.20	3,180.50	46.99 %
43010 - Courthouse Security General Fund						
Salaries/Other Pay/Benefits	264,843	264,843	75,924.71	0.00	188,918.29	28.67 %
Department Total	264,843	264,843	75,924.71	0.00	188,918.29	28.67 %
44001 - Constables Central						
Salaries/Other Pay/Benefits	57,609	57,609	22,048.07	0.00	35,560.93	38.27 %
Operations	5,419	5,419	300.62	336.00	4,782.38	11.75 %
Department Total	63,028	63,028	22,348.69	336.00	40,343.31	35.99 %
44010 - Constable Precinct 1						
Salaries/Other Pay/Benefits	79,694	79,694	31,069.54	0.00	48,624.46	38.99 %
Operations	8,740	8,740	1,308.78	1,353.70	6,077.52	30.46 %
Department Total	88,434	88,434	32,378.32	1,353.70	54,701.98	38.14 %
44020 - Constable Precinct 2						
Salaries/Other Pay/Benefits	79,694	79,694	30,882.78	0.00	48,811.22	38.75 %
Operations	9,223	9,223	2,562.75	2,383.10	4,277.15	53.63 %
Department Total	88,917	88,917	33,445.53	2,383.10	53,088.37	40.29 %
44030 - Constable Precinct 3						
Salaries/Other Pay/Benefits	144,167	144,167	56,841.34	0.00	87,325.66	39.43 %
Operations	17,664	22,663	4,994.43	5,458.01	12,210.56	46.12 %
Department Total	161,831	166,830	61,835.77	5,458.01	99,536.22	40.34 %
44040 - Constable Precinct 4						
Salaries/Other Pay/Benefits	342,092	342,092	134,498.22	0.00	207,593.78	39.32 %



Walker County Expenditures vs Budget Report

As of the Month Ended February 28, 2021

Posted as of April 7, 2021

Page 5 of 19

4/8/2021

10:57 AM

For The Fiscal Year Ending September 30,2021

Account	OriginalBudget	RevisedBudget	Actual	Encumbrances	Remaining	Pct
101 - General Fund						
44040 - Constable Precinct 4						
Operations	42,667	42,667	13,262.30	5,448.11	23,956.59	43.85 %
Department Total	384,759	384,759	147,760.52	5,448.11	231,550.37	39.82 %
45010 - Support Personnel -DPS						
Salaries/Other Pay/Benefits	62,925	62,925	24,300.77	0.00	38,624.23	38.62 %
Operations	2,215	2,215	0.00	0.00	2,215.00	0.00 %
Department Total	65,140	65,140	24,300.77	0.00	40,839.23	37.31 %
45020 - Weigh Station Utilites and Services						
Operations	35,187	35,187	5,392.69	0.00	29,794.31	15.33 %
Department Total	35,187	35,187	5,392.69	0.00	29,794.31	15.33 %
46010 - Emergency Operations						
Salaries/Other Pay/Benefits	108,004	108,004	48,487.84	0.00	59,516.16	44.89 %
Operations	104,483	694,290	623,739.67	6,448.83	64,101.50	90.77 %
Department Total	212,487	802,294	672,227.51	6,448.83	123,617.66	84.59 %
49940 - Public Safety Governmental/Services Contracts						
Walker County Dispatch	686,958	686,958	286,232.50	0.00	400,725.50	41.67 %
City of Huntsville Fire Contract	246,487	246,487	102,705.00	0.00	143,782.00	41.67 %
Crabbs Prairie Fire Department	12,000	12,000	5,000.00	0.00	7,000.00	41.67 %
Riverside Fire Department	16,300	16,300	6,795.00	0.00	9,505.00	41.69 %
Crabbs Prairie (Pine Prairie) Fire Department	12,000	12,000	5,000.00	0.00	7,000.00	41.67 %
Dodge Volunteer Fire Department	7,200	7,200	3,000.00	0.00	4,200.00	41.67 %
Thomas Lake Volunteer Fire Department	7,200	7,200	3,000.00	0.00	4,200.00	41.67 %
Department Total	988,145	988,145	411,732.50	0.00	576,412.50	41.67 %
50010 - County Jail						
Salaries/Other Pay/Benefits	2,360,268	2,354,268	889,430.84	0.00	1,464,837.16	37.78 %
Operations	643,109	643,109	224,472.55	260,991.12	157,645.33	75.49 %
Department Total	3,003,377	2,997,377	1,113,903.39	260,991.12	1,622,482.49	45.87 %
50020 - County Jail Inmate Medical Cost Center						
Salaries/Other Pay/Benefits	180,466	180,466	62,842.49	0.00	117,623.51	34.82 %
Operations	169,478	218,678	65,761.97	200.00	152,716.03	30.16 %
Department Total	349,944	399,144	128,604.46	200.00	270,339.54	32.27 %
50110 - Adult Probation Support- General Fund						
Operations	56,498	56,498	16,086.14	0.00	40,411.86	28.47 %
Department Total	56,498	56,498	16,086.14	0.00	40,411.86	28.47 %
50120 - Adult Probation -Community Services- General Fund						
Salaries/Other Pay/Benefits	56,907	56,907	22,337.71	0.00	34,569.29	39.25 %
Operations	850	850	0.00	0.00	850.00	0.00 %



Walker County Expenditures vs Budget Report

As of the Month Ended February 28, 2021

Posted as of April 7, 2021

Page 6 of 19

4/8/2021

10:57 AM

For The Fiscal Year Ending September 30,2021

Account	OriginalBudget	RevisedBudget	Actual	Encumbrances	Remaining	Pct
101 - General Fund						
Department Total	57,757	57,757	22,337.71	0.00	35,419.29	38.68 %
60010 - Veterans Services						
Salaries/Other Pay/Benefits	32,695	32,695	9,876.19	0.00	22,818.81	30.21 %
Operations	2,137	2,137	2.91	0.00	2,134.09	0.14 %
Department Total	34,832	34,832	9,879.10	0.00	24,952.90	28.36 %
60020 - Social Services						
Operations	23,800	23,800	1,255.52	0.00	22,544.48	5.28 %
Department Total	23,800	23,800	1,255.52	0.00	22,544.48	5.28 %
61020 - Planning and Development						
Salaries/Other Pay/Benefits	499,078	499,078	185,400.81	0.00	313,677.19	37.15 %
Operations	130,063	130,063	55,406.96	3,270.52	71,385.52	45.11 %
Department Total	629,141	629,141	240,807.77	3,270.52	385,062.71	38.80 %
61050 - Litter Control - General Fund						
Operations	14,476	14,476	4,436.62	4,004.00	6,035.38	58.31 %
Department Total	14,476	14,476	4,436.62	4,004.00	6,035.38	58.31 %
69940 - Health and Human Services - Governmental/Services Contracts						
Tri-County MHMR	28,730	28,730	11,970.00	0.00	16,760.00	41.66 %
Senior Center	12,500	12,500	5,220.00	0.00	7,280.00	41.76 %
Rita B Huff Humane Center	12,000	12,000	4,000.00	0.00	8,000.00	33.33 %
Spay/Nueter Assistance	12,000	12,000	3,050.00	0.00	8,950.00	25.42 %
Soil Conservation	500	500	0.00	0.00	500.00	0.00 %
Boys Girls Organization	15,000	15,000	15,000.00	0.00	0.00	100.00 %
YMCA After School Program	15,000	15,000	15,000.00	0.00	0.00	100.00 %
Veterans Center Contract	20,000	20,000	20,000.00	0.00	0.00	100.00 %
Department Total	115,730	115,730	74,240.00	0.00	41,490.00	64.15 %
70010 - Historical Commission						
Salaries/Other Pay/Benefits	11,372	11,372	4,525.19	0.00	6,846.81	39.79 %
Operations	5,780	5,780	1,275.74	367.34	4,136.92	28.43 %
Department Total	17,152	17,152	5,800.93	367.34	10,983.73	35.96 %
70020 - Texas AgriLife Extension Service						
Salaries/Other Pay/Benefits	214,122	214,122	73,969.92	0.00	140,152.08	34.55 %
Operations	32,932	32,932	4,541.24	402.61	27,988.15	15.01 %
Department Total	247,054	247,054	78,511.16	402.61	168,140.23	31.94 %
92020 - Debt-Voter Equipment						
Debt-Principal and Interest Payment	228,189	228,189	228,188.64	0.00	0.36	100.00 %
Department Total	228,189	228,189	228,188.64	0.00	0.36	100.00 %



Walker County Expenditures vs Budget Report

As of the Month Ended February 28, 2021

Posted as of April 7, 2021

Page 7 of 19

4/8/2021

10:57 AM

For The Fiscal Year Ending September 30,2021

Account	OriginalBudget	RevisedBudget	Actual	Encumbrances	Remaining	Pct
101 - General Fund						
93000 - Transfers Out /General Fund, Projects						
Transfers to Other Funds	2,363,681	2,479,159	861,755.00	0.00	1,617,404.00	34.76 %
Department Total	2,363,681	2,479,159	861,755.00	0.00	1,617,404.00	34.76 %
101 - General Fund Total	26,427,709	27,030,447	10,049,065.12	794,071.85	16,187,310.03	40.11 %
105 - General Projects Fund						
19990 - General Government Projects						
Projects - IT	85,065	85,065	0.00	0.00	85,065.00	0.00 %
Software Project	55,000	55,000	0.00	0.00	55,000.00	0.00 %
Document Management Project	45,000	45,000	0.00	0.00	45,000.00	0.00 %
County Facilities Projects	539,012	539,012	12,825.00	28,614.00	497,573.00	7.69 %
Project Contingency	783,998	686,656	0.00	0.00	686,656.00	0.00 %
Set-Aside for Future Buildings	50,000	50,000	0.00	0.00	50,000.00	0.00 %
Project-Copier Replacement	135,019	135,019	0.00	0.00	135,019.00	0.00 %
Department Total	1,693,094	1,595,752	12,825.00	28,614.00	1,554,313.00	2.60 %
29990 - Financial Projects						
Financial System Upgrade	165,534	165,534	0.00	0.00	165,534.00	0.00 %
Payroll Software System	124,040	118,400	11,280.00	58,185.00	48,935.00	58.67 %
Department Total	289,574	283,934	11,280.00	58,185.00	214,469.00	24.47 %
49990 - Public Safety Projects						
Weigh Station Project	11,400	11,400	0.00	0.00	11,400.00	0.00 %
Emergency Management Projects	49,734	49,734	1,946.14	0.00	47,787.86	3.91 %
Public Safety Projects	3,192	8,448	4,694.15	73.00	3,680.85	56.43 %
Capital ExpenditureProject Fund	31,675	44,100	0.00	44,100.00	0.00	100.00 %
Department Total	96,001	113,682	6,640.29	44,173.00	62,868.71	44.70 %
69990 - Health and Human Services Projects						
Project - GIS	10,216	10,216	0.00	0.00	10,216.00	0.00 %
Nuisance Abatement Project	13,000	13,000	0.00	0.00	13,000.00	0.00 %
Department Total	23,216	23,216	0.00	0.00	23,216.00	0.00 %
93000 - Transfers Out /General Fund, Projects						
Transfer to Road and Bridge Fund	0	97,342	0.00	0.00	97,342.00	0.00 %
Department Total	0	97,342	0.00	0.00	97,342.00	0.00 %
105 - General Projects Fund Total	2,101,885	2,113,926	30,745.29	130,972.00	1,952,208.71	7.65 %



Walker County Expenditures vs Budget Report

As of the Month Ended February 28, 2021

Posted as of April 7, 2021

Page 8 of 19

4/8/2021

10:57 AM

For The Fiscal Year Ending September 30,2021

Account	OriginalBudget	RevisedBudget	Actual	Encumbrances	Remaining	Pct
185 - Healthy County Initiative Fund						
15110 - Healthy County Initiative						
Operations	3,000	3,000	0.00	0.00	3,000.00	0.00 %
Department Total	3,000	3,000	0.00	0.00	3,000.00	0.00 %
185 - Healthy County Initiative Fund Total	3,000	3,000	0.00	0.00	3,000.00	0.00 %
192 - Debt Service Fund						
92000 - Debt Service						
Principal - 2012 Series Certificate of Obligation	935,000	935,000	0.00	0.00	935,000.00	0.00 %
Interest - 2012 Series Certificate of Obligation	439,868	439,868	219,933.77	0.00	219,934.23	50.00 %
Department Total	1,374,868	1,374,868	219,933.77	0.00	1,154,934.23	16.00 %
192 - Debt Service Fund Total	1,374,868	1,374,868	219,933.77	0.00	1,154,934.23	16.00 %
220 - Road and Bridge Fund						
19200 - Contingency						
Contingency	700,000	0	0.00	0.00	0.00	0.00 %
Department Total	700,000	0	0.00	0.00	0.00	0.00 %
82200 - Road and Bridge General						
Operations	70,000	70,000	927.28	72,182.71	(3,109.99)	104.44 %
Capital	0	339,769	339,769.00	0.00	0.00	100.00 %
Department Total	70,000	409,769	340,696.28	72,182.71	(3,109.99)	100.76 %
82210 - Road and Bridge Precinct 1						
Salaries/Other Pay/Benefits	619,301	619,301	234,840.90	0.00	384,460.10	37.92 %
Operations	639,097	1,281,129	163,301.38	165,186.52	952,641.10	25.64 %
Department Total	1,258,398	1,900,430	398,142.28	165,186.52	1,337,101.20	29.64 %
82220 - Road and Bridge Precinct 2						
Salaries/Other Pay/Benefits	711,561	711,561	263,698.32	0.00	447,862.68	37.06 %
Operations	800,589	1,626,197	269,364.13	160,165.87	1,196,667.00	26.41 %
Capital	0	181,203	0.00	115,316.00	65,887.00	63.64 %
Department Total	1,512,150	2,518,961	533,062.45	275,481.87	1,710,416.68	32.10 %
82230 - Road and Bridge Precinct 3						
Salaries/Other Pay/Benefits	774,141	774,141	294,235.74	0.00	479,905.26	38.01 %
Operations	747,357	1,590,317	267,050.20	216,649.88	1,106,616.92	30.42 %



Walker County Expenditures vs Budget Report

As of the Month Ended February 28, 2021

Posted as of April 7, 2021

Page 9 of 19

4/8/2021

10:57 AM

For The Fiscal Year Ending September 30,2021

Account	OriginalBudget	RevisedBudget	Actual	Encumbrances	Remaining	Pct
220 - Road and Bridge Fund						
82230 - Road and Bridge Precinct 3						
Capital	0	52,985	52,585.00	400.00	0.00	100.00 %
Department Total	1,521,498	2,417,443	613,870.94	217,049.88	1,586,522.18	34.37 %
82240 - Road and Bridge Precinct 4						
Salaries/Other Pay/Benefits	706,328	716,328	259,575.96	0.00	456,752.04	36.24 %
Operations	843,787	1,746,656	304,293.92	395,516.65	1,046,845.43	40.07 %
Capital	0	55,000	429,656.12	0.00	(374,656.12)	781.19 %
Department Total	1,550,115	2,517,984	993,526.00	395,516.65	1,128,941.35	55.16 %
82260 - Road and Bridge Capital Projects Weigh Station Revenues						
Operations	0	116,294	0.00	0.00	116,294.00	0.00 %
Department Total	0	116,294	0.00	0.00	116,294.00	0.00 %
88010 - Road and Bridge Weigh Station Operations						
Salaries/Other Pay/Benefits	20,772	20,772	7,193.29	0.00	13,578.71	34.63 %
Operations	35,000	71,541	0.00	0.00	71,541.00	0.00 %
Department Total	55,772	92,313	7,193.29	0.00	85,119.71	7.79 %
88900 - Road and Bridge Revenues Weigh Station Projects						
Operations	0	70,731	14,353.00	0.00	56,378.00	20.29 %
Department Total	0	70,731	14,353.00	0.00	56,378.00	20.29 %
220 - Road and Bridge Fund Total	6,667,933	10,043,925	2,900,844.24	1,125,417.63	6,017,663.13	40.09 %
301 - Walker County EMS Fund						
46099 - Walker County EMS - Contingency						
Operations	100,000	100,000	0.00	0.00	100,000.00	0.00 %
Department Total	100,000	100,000	0.00	0.00	100,000.00	0.00 %
46100 - Walker County EMS - Emergency Services						
Salaries/Other Pay/Benefits	3,073,492	3,073,492	1,181,109.80	0.00	1,892,382.20	38.43 %
Operations	722,728	722,728	316,020.57	135,562.43	271,145.00	62.48 %
Capital	248,505	396,449	245,535.00	147,944.00	2,970.00	99.25 %
Department Total	4,044,725	4,192,669	1,742,665.37	283,506.43	2,166,497.20	48.33 %
301 - Walker County EMS Fund Total	4,144,725	4,292,669	1,742,665.37	283,506.43	2,266,497.20	47.20 %
473 - AutoTheft Task Force						
42080 - AutoTheft Task Force						
Salaries/Other Pay/Benefits	77,176	77,176	30,291.60	0.00	46,884.40	39.25 %
Department Total	77,176	77,176	30,291.60	0.00	46,884.40	39.25 %



Walker County Expenditures vs Budget Report

As of the Month Ended February 28, 2021

Posted as of April 7, 2021

Page 10 of 19

4/8/2021

10:57 AM

For The Fiscal Year Ending September 30,2021

Account	OriginalBudget	RevisedBudget	Actual	Encumbrances	Remaining	Pct
473 - AutoTheft Task Force Total	77,176	77,176	30,291.60	0.00	46,884.40	39.25 %
474 - District Attorney Victim Assistance Coord						
32091 - District Attorney Victim Assistance Coord						
Salaries/Other Pay/Benefits	59,623	59,623	24,081.90	0.00	35,541.10	40.39 %
Department Total	59,623	59,623	24,081.90	0.00	35,541.10	40.39 %
474 - District Attorney Victim Assistance Coord Total	59,623	59,623	24,081.90	0.00	35,541.10	40.39 %
481 - Grant-Jag						
48857 - JAG Grant - 2020						
Operations	0	5,206	0.00	0.00	5,206.00	0.00 %
Capital	0	0	5,206.00	0.00	(5,206.00)	0.00 %
Department Total	0	5,206	5,206.00	0.00	0.00	100.00 %
481 - Grant-Jag Total	0	5,206	5,206.00	0.00	0.00	100.00 %
482 - Grants-HGAC Fund						
70040 - Master Gardeners Grant						
Operations	9,028	9,028	0.00	0.00	9,028.00	0.00 %
Department Total	9,028	9,028	0.00	0.00	9,028.00	0.00 %
482 - Grants-HGAC Fund Total	9,028	9,028	0.00	0.00	9,028.00	0.00 %
483 - Grants-HAVA Fund						
16050 - Elections-HAVA Grant						
Salaries/Other Pay/Benefits	7,355	7,355	7,356.30	0.00	(1.30)	100.02 %
Operations	526	526	526.07	0.00	(0.07)	100.01 %
Department Total	7,881	7,881	7,882.37	0.00	(1.37)	100.02 %
16051 - HAVA-Elections Security						
Operations	24,466	24,466	0.00	0.00	24,466.00	0.00 %
Department Total	24,466	24,466	0.00	0.00	24,466.00	0.00 %
483 - Grants-HAVA Fund Total	32,347	32,347	7,882.37	0.00	24,464.63	24.37 %



Walker County Expenditures vs Budget Report

As of the Month Ended February 28, 2021

Posted as of April 7, 2021

Page 11 of 19

4/8/2021

10:57 AM

For The Fiscal Year Ending September 30,2021

Account	OriginalBudget	RevisedBudget	Actual	Encumbrances	Remaining	Pct
488 - CDBG Grants						
62010 - CDBG-GLO-Harvey						
Operations	0	575,018	114,103.08	0.00	460,914.92	19.84 %
Department Total	0	575,018	114,103.08	0.00	460,914.92	19.84 %
488 - CDBG Grants Total	0	575,018	114,103.08	0.00	460,914.92	19.84 %
511 - County Records Management and Preservation Fund						
15080 - County Records Preservation						
Operations	15,000	15,000	0.00	0.00	15,000.00	0.00 %
Department Total	15,000	15,000	0.00	0.00	15,000.00	0.00 %
511 - County Records Management and Preservation Fund Total	15,000	15,000	0.00	0.00	15,000.00	0.00 %
512 - County Records Preservation II Fund						
15090 - County Records II Digitize						
Operations	24,411	24,411	0.00	0.00	24,411.00	0.00 %
Department Total	24,411	24,411	0.00	0.00	24,411.00	0.00 %
512 - County Records Preservation II Fund Total	24,411	24,411	0.00	0.00	24,411.00	0.00 %
515 - County Clerk Records Management and Preservation Fund						
15060 - County Clerk Records Preservation						
Salaries/Other Pay/Benefits	26,758	26,758	2,817.72	0.00	23,940.28	10.53 %
Operations	5,000	5,000	0.00	0.00	5,000.00	0.00 %
Department Total	31,758	31,758	2,817.72	0.00	28,940.28	8.87 %
515 - County Clerk Records Management and Preservation Fund Total	31,758	31,758	2,817.72	0.00	28,940.28	8.87 %
516 - County Clerk Records Archive Fund						
15070 - County Clerk Archive						
Contingency	200,000	200,000	0.00	0.00	200,000.00	0.00 %
Department Total	200,000	200,000	0.00	0.00	200,000.00	0.00 %



Walker County Expenditures vs Budget Report

As of the Month Ended February 28, 2021

Posted as of April 7, 2021

Page 12 of 19

4/8/2021

10:57 AM

For The Fiscal Year Ending September 30,2021

Account	OriginalBudget	RevisedBudget	Actual	Encumbrances	Remaining	Pct
516 - County Clerk Records Archive Fund Total	200,000	200,000	0.00	0.00	200,000.00	0.00 %
518 - District Clerk Records Management and Preservation Fund						
31020 - District Clerk Records Preservation						
Operations	3,000	3,000	0.00	0.00	3,000.00	0.00 %
Department Total	3,000	3,000	0.00	0.00	3,000.00	0.00 %
518 - District Clerk Records Management and Preservation Fund Total	3,000	3,000	0.00	0.00	3,000.00	0.00 %
519 - District Clerk Rider Fund						
31030 - District Clerk Rider for Prosecution						
Salaries/Other Pay/Benefits	7,344	7,344	2,946.20	0.00	4,397.80	40.12 %
Operations	31,000	31,000	0.00	0.00	31,000.00	0.00 %
Department Total	38,344	38,344	2,946.20	0.00	35,397.80	7.68 %
519 - District Clerk Rider Fund Total	38,344	38,344	2,946.20	0.00	35,397.80	7.68 %
520 - District Clerk Archive Fund						
31040 - District Clerk Archive						
Operations	2,945	2,945	0.00	0.00	2,945.00	0.00 %
Department Total	2,945	2,945	0.00	0.00	2,945.00	0.00 %
520 - District Clerk Archive Fund Total	2,945	2,945	0.00	0.00	2,945.00	0.00 %
523 - County Jury Fee Fund						
34040 - County Jury						
Operations	5,000	5,000	0.00	0.00	5,000.00	0.00 %
Department Total	5,000	5,000	0.00	0.00	5,000.00	0.00 %
523 - County Jury Fee Fund Total	5,000	5,000	0.00	0.00	5,000.00	0.00 %
525 - Court Reporter Service Fund						
34020 - Court Reporter Fees						
Operations	12,000	12,000	2,062.00	0.00	9,938.00	17.18 %



Walker County Expenditures vs Budget Report

As of the Month Ended February 28, 2021

Posted as of April 7, 2021

Page 13 of 19

4/8/2021

10:57 AM

For The Fiscal Year Ending September 30,2021

Account	OriginalBudget	RevisedBudget	Actual	Encumbrances	Remaining	Pct
525 - Court Reporter Service Fund						
Department Total	12,000	12,000	2,062.00	0.00	9,938.00	17.18 %
525 - Court Reporter Service Fund Total	12,000	12,000	2,062.00	0.00	9,938.00	17.18 %
526 - County Law Library Fund						
34030 - Law Library						
Salaries/Other Pay/Benefits	9,545	9,545	3,951.26	0.00	5,593.74	41.40 %
Operations	23,890	23,890	1,432.00	0.00	22,458.00	5.99 %
Department Total	33,435	33,435	5,383.26	0.00	28,051.74	16.10 %
526 - County Law Library Fund Total	33,435	33,435	5,383.26	0.00	28,051.74	16.10 %
536 - Courthouse Security Fund						
43020 - Courthouse Security Fund-Fund 536						
Salaries/Other Pay/Benefits	71,245	71,245	27,941.61	0.00	43,303.39	39.22 %
Department Total	71,245	71,245	27,941.61	0.00	43,303.39	39.22 %
536 - Courthouse Security Fund Total	71,245	71,245	27,941.61	0.00	43,303.39	39.22 %
537 - Justice Courts Building Security Fund						
43030 - Justice Courts Building Security						
Operations	10,000	10,000	0.00	0.00	10,000.00	0.00 %
Department Total	10,000	10,000	0.00	0.00	10,000.00	0.00 %
537 - Justice Courts Building Security Fund Total	10,000	10,000	0.00	0.00	10,000.00	0.00 %
550 - Justice Courts Technology Fund						
34010 - Justice Court Technology						
Operations	19,701	19,701	8,875.04	0.00	10,825.96	45.05 %
Contingency	5,000	5,000	0.00	0.00	5,000.00	0.00 %
Department Total	24,701	24,701	8,875.04	0.00	15,825.96	35.93 %
550 - Justice Courts Technology Fund Total	24,701	24,701	8,875.04	0.00	15,825.96	35.93 %



Walker County Expenditures vs Budget Report

As of the Month Ended February 28, 2021

Posted as of April 7, 2021

Page 14 of 19

4/8/2021

10:57 AM

For The Fiscal Year Ending September 30,2021

Account	OriginalBudget	RevisedBudget	Actual	Encumbrances	Remaining	Pct
551 - County and District Courts Technology Fund						
34060 - County and District Courts Technology						
Operations	4,920	4,920	692.86	0.00	4,227.14	14.08 %
Department Total	4,920	4,920	692.86	0.00	4,227.14	14.08 %
551 - County and District Courts Technology Fund Total	4,920	4,920	692.86	0.00	4,227.14	14.08 %
560 - District Attorney Prosecutors Supplement Fund						
32040 - District Attorney Supplement						
Operations	22,500	22,500	3,681.83	1,400.00	17,418.17	22.59 %
Department Total	22,500	22,500	3,681.83	1,400.00	17,418.17	22.59 %
560 - District Attorney Prosecutors Supplement Fund Total	22,500	22,500	3,681.83	1,400.00	17,418.17	22.59 %
561 - Pretrial Intervention Program Fund						
34050 - Pretrial Invention						
Salaries/Other Pay/Benefits	9,431	9,431	6,235.93	0.00	3,195.07	66.12 %
Operations	44,068	44,068	0.00	0.00	44,068.00	0.00 %
Department Total	53,499	53,499	6,235.93	0.00	47,263.07	11.66 %
561 - Pretrial Intervention Program Fund Total	53,499	53,499	6,235.93	0.00	47,263.07	11.66 %
562 - District Attorney Forfeiture Fund						
32020 - District Attorney Forfeiture						
Operations	24,000	24,000	2,635.50	0.00	21,364.50	10.98 %
Capital	0	48,000	0.00	47,380.00	620.00	98.71 %
Department Total	24,000	72,000	2,635.50	47,380.00	21,984.50	69.47 %
562 - District Attorney Forfeiture Fund Total	24,000	72,000	2,635.50	47,380.00	21,984.50	69.47 %
563 - District Attorney Hot Check Fee Fund						
32030 - District Attorney Hot Check Fees						
Operations	2,881	2,881	469.36	0.00	2,411.64	16.29 %
Department Total	2,881	2,881	469.36	0.00	2,411.64	16.29 %



Walker County Expenditures vs Budget Report

As of the Month Ended February 28, 2021

Posted as of April 7, 2021

Page 15 of 19

4/8/2021

10:57 AM

For The Fiscal Year Ending September 30,2021

Account	OriginalBudget	RevisedBudget	Actual	Encumbrances	Remaining	Pct
563 - District Attorney Hot Check Fee	2,881	2,881	469.36	0.00	2,411.64	16.29 %
Fund Total						
574 - Sheriff Forfeiture Fund						
41020 - Sheriff Forfeiture						
Operations	20,000	20,000	315.00	2,216.00	17,469.00	12.66 %
Capital	0	18,411	0.00	2,450.00	15,961.00	13.31 %
Contingency	20,000	1,589	0.00	0.00	1,589.00	0.00 %
Department Total	40,000	40,000	315.00	4,666.00	35,019.00	12.45 %
574 - Sheriff Forfeiture Fund Total	40,000	40,000	315.00	4,666.00	35,019.00	12.45 %
576 - Sheriff Inmate Medical Fund						
50030 - Sheriff Inmate Medical						
Operations	10,000	10,000	0.00	0.00	10,000.00	0.00 %
Department Total	10,000	10,000	0.00	0.00	10,000.00	0.00 %
576 - Sheriff Inmate Medical Fund Total	10,000	10,000	0.00	0.00	10,000.00	0.00 %
577 - DOJ Equitable Sharing Fund						
42570 - DOJ Equitable Sharing						
Contingency	50,000	50,000	0.00	0.00	50,000.00	0.00 %
Department Total	50,000	50,000	0.00	0.00	50,000.00	0.00 %
577 - DOJ Equitable Sharing Fund Total	50,000	50,000	0.00	0.00	50,000.00	0.00 %
583 - Elections Equipment Fund						
16030 - Elections Equipment						
Operations	23,219	23,219	44,045.00	0.00	(20,826.00)	189.69 %
Department Total	23,219	23,219	44,045.00	0.00	(20,826.00)	189.69 %
583 - Elections Equipment Fund Total	23,219	23,219	44,045.00	0.00	(20,826.00)	189.69 %
584 - Tax Assessor Elections Service Contract Fund						
16040 - Elections Services/Contracts						
Salaries/Other Pay/Benefits	4,218	4,218	0.00	0.00	4,218.00	0.00 %
Operations	2,227	2,227	0.00	0.00	2,227.00	0.00 %



Walker County Expenditures vs Budget Report

As of the Month Ended February 28, 2021

Posted as of April 7, 2021

Page 16 of 19

4/8/2021

10:57 AM

For The Fiscal Year Ending September 30,2021

Account	OriginalBudget	RevisedBudget	Actual	Encumbrances	Remaining	Pct
584 - Tax Assessor Elections Service Contract Fund						
Department Total	6,445	6,445	0.00	0.00	6,445.00	0.00 %
584 - Tax Assessor Elections Service Contract Fund Total	6,445	6,445	0.00	0.00	6,445.00	0.00 %
601 - Special Prosecution/Civil/Juvenile Fund						
35020 - SPU Criminal						
Salaries/Other Pay/Benefits	1,520,542	1,520,542	577,633.71	0.00	942,908.29	37.99 %
Department Total	1,520,542	1,520,542	577,633.71	0.00	942,908.29	37.99 %
35030 - SPU - State General Allocation						
Salaries/Other Pay/Benefits	196,532	196,532	66,366.24	0.00	130,165.76	33.77 %
Operations	192,759	192,759	72,404.83	17,078.38	103,275.79	46.42 %
Department Total	389,291	389,291	138,771.07	17,078.38	233,441.55	40.03 %
35040 - SPU Civil Division						
Salaries/Other Pay/Benefits	1,596,029	1,596,029	619,176.76	0.00	976,852.24	38.79 %
Operations	882,438	882,438	273,311.67	17,078.42	592,047.91	32.91 %
Department Total	2,478,467	2,478,467	892,488.43	17,078.42	1,568,900.15	36.70 %
35050 - SPU Juvenile Division						
Salaries/Other Pay/Benefits	837,415	837,415	277,693.57	0.00	559,721.43	33.16 %
Operations	127,602	127,602	43,030.91	4,269.60	80,301.49	37.07 %
Department Total	965,017	965,017	320,724.48	4,269.60	640,022.92	33.68 %
601 - Special Prosecution/Civil/Juvenile Fund Total	5,353,317	5,353,317	1,929,617.69	38,426.40	3,385,272.91	36.76 %
615 - Adult Probation-Basic Services Fund						
50130 - Adult Basic Supervision						
Salaries/Other Pay/Benefits	1,284,319	1,284,319	427,334.96	0.00	856,984.04	33.27 %
Operations	150,137	150,137	46,554.70	2,023.18	101,559.12	32.36 %
Capital	31,887	31,887	0.00	0.00	31,887.00	0.00 %
Department Total	1,466,343	1,466,343	473,889.66	2,023.18	990,430.16	32.46 %
615 - Adult Probation-Basic Services Fund Total	1,466,343	1,466,343	473,889.66	2,023.18	990,430.16	32.46 %
616 - Adult Probation - Court Services Fund						
50150 - Adult Court Services						
Salaries/Other Pay/Benefits	166,057	166,057	64,542.72	0.00	101,514.28	38.87 %



Walker County Expenditures vs Budget Report

As of the Month Ended February 28, 2021

Posted as of April 7, 2021

Page 17 of 19

4/8/2021

10:57 AM

For The Fiscal Year Ending September 30,2021

Account	OriginalBudget	RevisedBudget	Actual	Encumbrances	Remaining	Pct
616 - Adult Probation - Court Services Fund						
50150 - Adult Court Services						
Operations	20,963	20,963	684.60	0.00	20,278.40	3.27 %
Department Total	187,020	187,020	65,227.32	0.00	121,792.68	34.88 %
616 - Adult Probation - Court Services Fund Total	187,020	187,020	65,227.32	0.00	121,792.68	34.88 %
617 - Adult Probation-Substance Abuse Services Fund						
50170 - Adult Substance Abuse Services						
Salaries/Other Pay/Benefits	58,755	58,755	23,448.39	0.00	35,306.61	39.91 %
Operations	57,931	57,931	17,167.89	1,296.97	39,466.14	31.87 %
Department Total	116,686	116,686	40,616.28	1,296.97	74,772.75	35.92 %
617 - Adult Probation-Substance Abuse Services Fund Total	116,686	116,686	40,616.28	1,296.97	74,772.75	35.92 %
618 - Adult Probation-Pretrial Diversion						
50190 - Adult Pretrial Diversion						
Salaries/Other Pay/Benefits	33,337	33,337	12,855.41	0.00	20,481.59	38.56 %
Operations	2,613	2,613	2,064.75	0.00	548.25	79.02 %
Department Total	35,950	35,950	14,920.16	0.00	21,029.84	41.50 %
618 - Adult Probation-Pretrial Diversion Total	35,950	35,950	14,920.16	0.00	21,029.84	41.50 %
640 - Juvenile Grant Fund Title IVE						
36030 - Juvenile Title IV-E						
Operations	0	0	360.00	0.00	(360.00)	0.00 %
Department Total	0	0	360.00	0.00	(360.00)	0.00 %
640 - Juvenile Grant Fund Title IVE Total	0	0	360.00	0.00	(360.00)	0.00 %
641 - Juvenile Grant-State Aid Fund						
36040 - Juvenile State/Grant Aid						
Salaries/Other Pay/Benefits	204,421	204,421	79,336.34	0.00	125,084.66	38.81 %
Operations	6,681	6,681	0.00	0.00	6,681.00	0.00 %
Department Total	211,102	211,102	79,336.34	0.00	131,765.66	37.58 %



Walker County Expenditures vs Budget Report

As of the Month Ended February 28, 2021

Posted as of April 7, 2021

Page 18 of 19

4/8/2021

10:57 AM

For The Fiscal Year Ending September 30,2021

Account	OriginalBudget	RevisedBudget	Actual	Encumbrances	Remaining	Pct
641 - Juvenile Grant-State Aid Fund Total	211,102	211,102	79,336.34	0.00	131,765.66	37.58 %
643 - Juvenile Grant-Commitment Reduction Fund						
36050 - Juvenile Commitment Reduction						
Operations	28,853	28,853	8,780.00	0.00	20,073.00	30.43 %
Department Total	28,853	28,853	8,780.00	0.00	20,073.00	30.43 %
643 - Juvenile Grant-Commitment Reduction Fund Total	28,853	28,853	8,780.00	0.00	20,073.00	30.43 %
644 - Juvenile Grant-Medical Services Fund						
36060 - Juvenile Grant Medical Services						
Salaries/Other Pay/Benefits	33,829	33,829	13,283.62	0.00	20,545.38	39.27 %
Department Total	33,829	33,829	13,283.62	0.00	20,545.38	39.27 %
644 - Juvenile Grant-Medical Services Fund Total	33,829	33,829	13,283.62	0.00	20,545.38	39.27 %
646 - Juvenile Grant-PrePost Adjudication						
36080 - Juvenile Grant PrePost Adjudication						
Operations	17,297	17,297	7,837.00	0.00	9,460.00	45.31 %
Department Total	17,297	17,297	7,837.00	0.00	9,460.00	45.31 %
646 - Juvenile Grant-PrePost Adjudication Total	17,297	17,297	7,837.00	0.00	9,460.00	45.31 %
647 - Juvenile Grant-Community Programs						
36090 - Juvenile Grant Community Programs						
Salaries/Other Pay/Benefits	101,679	101,679	39,985.86	0.00	61,693.14	39.33 %
Department Total	101,679	101,679	39,985.86	0.00	61,693.14	39.33 %
647 - Juvenile Grant-Community Programs Total	101,679	101,679	39,985.86	0.00	61,693.14	39.33 %
801 - Sheriff Commissary Fund						
50040 - Sheriff Commissary Operations						
Salaries/Other Pay/Benefits	0	0	1,014.37	0.00	(1,014.37)	0.00 %



Walker County Expenditures vs Budget Report

As of the Month Ended February 28, 2021

Posted as of April 7, 2021

Page 19 of 19

4/8/2021

10:57 AM

For The Fiscal Year Ending September 30,2021

Account	OriginalBudget	RevisedBudget	Actual	Encumbrances	Remaining	Pct
Operations	0	0	11,011.38	812.31	(11,823.69)	0.00 %
Department Total	0	0	12,025.75	812.31	(12,838.06)	0.00 %
801 - Sheriff Commissary Fund Total	0	0	12,025.75	812.31	(12,838.06)	0.00 %
802 - Walker County Public Safety Communications Center						
<hr/>						
46500 - Walker County Central Dispatch Services						
Salaries/Other Pay/Benefits	1,188,095	1,188,095	393,205.09	0.00	794,889.91	33.10 %
Operations	245,343	245,343	125,239.97	823.08	119,279.95	51.38 %
Capital	531,320	531,320	106,262.60	0.00	425,057.40	20.00 %
Contingency	62,879	62,879	0.00	0.00	62,879.00	0.00 %
Department Total	2,027,637	2,027,637	624,707.66	823.08	1,402,106.26	30.85 %
802 - Walker County Public Safety Communications Center Total	2,027,637	2,027,637	624,707.66	823.08	1,402,106.26	30.85 %
Report Totals	51,187,310	55,954,249	18,543,507.39	2,430,795.85	34,979,945.76	37.48 %

Final
\$20,000,000
Walker County, Texas
Certificates of Obligation
Series 2012

Sources & Uses

Dated 06/01/ 2012

Delivered 06/21/2012

Sources of Funds

Par Amount of Bonds	\$20,000,000.00
Reoffering Premium	130,840.40
Accrued Interest from 06/01/2012 to 06/21/2012	32,798.19
Total Sources	\$20,163,638.59

Uses Of Funds

Deposit to Project Fund	\$19,818,693.66
Costs of Issuance	109,000.00
Total Underwriter's Discount (0.521%)	104,136.25
Gross Bond Insurance Premium (36.0 bp)	99,010.49
Deposit to Debt Service Fund	32,798.19
Total Uses	\$20,163,638.59

Debt Service Schedule

Part 1 of 2

Date	Principal	Coupon	Interest	Total P+I	Fiscal Total
06/21/2012	-	-	-	-	-
02/01/2013	-	-	393,578.33	393,578.33	-
08/01/2013	685,000.00	2.000%	295,183.75	980,183.75	-
09/30/2013	-	-	-	-	1,373,762.08
02/01/2014	-	-	288,333.75	288,333.75	-
08/01/2014	800,000.00	2.000%	238,333.75	1,088,333.75	-
09/30/2014	-	-	-	-	1,376,667.50
02/01/2015	-	-	280,333.75	280,333.75	-
08/01/2015	815,000.00	2.000%	280,333.75	1,095,333.75	-
09/30/2015	-	-	-	-	1,375,667.50
02/01/2016	-	-	272,183.75	272,183.75	-
08/01/2016	830,000.00	2.000%	272,183.75	1,102,183.75	-
09/30/2016	-	-	-	-	1,374,367.50
02/01/2017	-	-	263,883.75	263,883.75	-
08/01/2017	845,000.00	2.000%	263,883.75	1,108,883.75	-
09/30/2017	-	-	-	-	1,372,767.50
02/01/2018	-	-	255,433.75	255,433.75	-
08/01/2018	865,000.00	2.000%	255,433.75	1,120,433.75	-
09/30/2018	-	-	-	-	1,375,867.50
02/01/2019	-	-	246,783.75	246,783.75	-
08/01/2019	880,000.00	3.000%	246,783.75	1,126,783.75	-
09/30/2019	-	-	-	-	1,373,567.50
02/01/2020	-	-	233,583.75	233,583.75	-
08/01/2020	910,000.00	3.000%	233,583.75	1,143,583.75	-
09/30/2020	-	-	-	-	1,377,167.50
02/01/2021	-	-	219,933.75	219,933.75	-
08/01/2021	935,000.00	3.000%	219,933.75	1,154,933.75	-
09/30/2021	-	-	-	-	1,374,867.50
02/01/2022	-	-	205,908.75	205,908.75	-
08/01/2022	965,000.00	3.000%	205,908.75	1,170,908.75	-
09/30/2022	-	-	-	-	1,376,817.50
02/01/2023	-	-	191,433.75	191,433.75	-
08/01/2023	990,000.00	3.000%	191,433.75	1,181,433.75	-
09/30/2023	-	-	-	-	1,372,867.50
02/01/2024	-	-	176,583.75	176,583.75	-
08/01/2024	1,020,000.00	3.000%	176,583.75	1,196,583.75	-
09/30/2024	-	-	-	-	1,373,167.50
02/01/2025	-	-	161,283.75	161,283.75	-
08/01/2025	1,055,000.00	3.125%	161,283.75	1,216,283.75	-
09/30/2025	-	-	-	-	1,377,567.50
02/01/2026	-	-	144,799.38	144,799.38	-
08/01/2026	1,085,000.00	3.125%	144,799.38	1,229,799.38	-
09/30/2026	-	-	-	-	1,374,598.76
02/01/2027	-	-	127,846.25	127,846.25	-
08/01/2027	1,120,000.00	3.250%	127,846.25	1,247,846.25	-

Final
\$20,000,000
Walker County, Texas
Certificates of Obligation
Series 2012

Debt Service Schedule

Part 2 of 2

Date	Principal	Coupon	Interest	Total P+I	Fiscal Total
09/30/2027	-	-	-	-	1,375,692.50
02/01/2028	-	-	109,646.25	109,646.25	-
08/01/2028	1,155,000.00	3.375%	109,646.25	1,264,646.25	-
09/30/2028	-	-	-	-	1,374,292.50
02/01/2029	-	-	90,155.63	90,155.63	-
08/01/2029	1,195,000.00	3.375%	90,155.63	1,285,155.63	-
09/30/2029	-	-	-	-	1,375,311.26
02/01/2030	-	-	69,990.00	69,990.00	-
08/01/2030	1,235,000.00	3.500%	69,990.00	1,304,990.00	-
09/30/2030	-	-	-	-	1,374,980.00
02/01/2031	-	-	48,377.50	48,377.50	-
08/01/2031	1,280,000.00	3.700%	48,377.50	1,328,377.50	-
09/30/2031	-	-	-	-	1,376,755.00
02/01/2032	-	-	24,697.50	24,697.50	-
06/01/2032	1,335,000.00	3.700%	16,465.00	1,351,465.00	-
09/30/2032	-	-	-	-	1,376,162.50
Total	\$20,000,000.00	-	\$7,502,914.60	\$27,502,914.60	-

**Yield
Statistics**

Accrued interest from 06/01/2012 to 06/21/2012	\$32,798.19
Bond Year Dollars	\$232,960.83
Average Life	11.648 Years
Average Coupon	3.2206764%
Net Interest Cost (NIC)	3.2092135%
True Interest Cost (TIC)	3.1782981%
Bond Yield for Arbitrage Purposes	3.1755617%
All Inclusive Cost (AIC)	3.2901900%

Final
\$20,000,000
Walker County, Texas
Certificates of Obligation
Series 2012

Debt Service Schedule

Date	Principal	Coupon	Interest	Total P+I
09/30/2012	-	-	-	-
09/30/2013	685,000.00	2.000%	688,762.08	1,373,762.08
09/30/2014	800,000.00	2.000%	576,667.50	1,376,667.50
09/30/2015	815,000.00	2.000%	560,667.50	1,375,667.50
09/30/2016	830,000.00	2.000%	544,367.50	1,374,367.50
09/30/2017	845,000.00	2.000%	527,767.50	1,372,767.50
09/30/2018	865,000.00	2.000%	510,867.50	1,375,867.50
09/30/2019	880,000.00	3.000%	493,567.50	1,373,567.50
03/30/2020	910,000.00	3.000%	467,167.50	1,377,167.50
09/30/2021	935,000.00	3.000%	439,867.50	1,374,867.50
09/30/2022	965,000.00	3.000%	411,817.50	1,376,817.50
09/30/2023	990,000.00	3.000%	382,867.50	1,372,867.50
09/30/2024	1,020,000.00	3.000%	353,167.50	1,373,167.50
09/30/2025	1,055,000.00	3.125%	322,567.50	1,377,567.50
09/30/2026	1,085,000.00	3.125%	289,598.76	1,374,598.76
09/30/2027	1,120,000.00	3.250%	255,692.50	1,375,692.50
09/30/2028	1,155,000.00	3.375%	219,292.50	1,374,292.50
09/30/2029	1,195,000.00	3.375%	180,311.26	1,375,311.26
09/30/2030	1,235,000.00	3.500%	139,980.00	1,374,980.00
09/30/2031	1,280,000.00	3.700%	96,755.00	1,376,755.00
09/30/2032	1,135,000.00	3.700%	41,162.50	1,376,162.50
Total	\$20,000,000.00	-	\$7,502,914.60	\$27,502,914.60

Yield Statistics

Accrued interest from 06/01/2012 to 06/21/2012	\$32,798.19
Bond Year Dollars	\$232,960.83
Average Life	11.648 Years
Average Coupon	3.2206764%
Net Interest Cost (NIC)	3.2092135%
True Interest Cost (TIC)	3.1782981%
Bond Yield for Arbitrage Purposes	3.1755617%
All Inclusive Cost (AIC)	3.2901900%

Final

\$20,000,000

Walker County, Texas

Certificates of Obligation

Series 2012

Pricing Summary

Maturity	Type of Bond	Coupon	Yield	Maturity Value	Price	Total P+I
08/01/2013	Serial Coupon	2.000%	0.520%	685,000.00	101.637%	696,213.45
08/01/2014	Serial Coupon	2.000%	0.730%	800,000.00	102.655%	821,240.00
08/01/2015	Serial Coupon	2.000%	0.960%	815,000.00	103.179%	840,908.85
08/01/2016	Serial Coupon	2.000%	1.200%	830,000.00	103.199%	856,551.70
08/01/2017	Serial Coupon	2.000%	1.480%	845,000.00	102.550%	866,547.50
08/01/2018	Serial Coupon	2.000%	1.740%	865,000.00	101.500%	877,975.00
08/01/2019	Serial Coupon	3.000%	1.990%	880,000.00	106.665%	938,652.00
08/01/2020	Serial Coupon	3.000%	2.290%	910,000.00	105.227%	957,565.70
08/01/2021	Serial Coupon	3.000%	2.550%	935,000.00	103.636%	968,996.60
08/01/2022	Serial Coupon	3.000%	2.750%	965,000.00	102.191%	986,143.15
08/01/2023	Serial Coupon	3.000%	2.940%	990,000.00	100.519%	995,138.10
08/01/2024	Serial Coupon	3.000%	3.100%	1,020,000.00	98.994%	1,009,738.80
08/01/2025	Serial Coupon	3.125%	3.200%	1,055,000.00	99.199%	1,046,549.45
08/01/2026	Serial Coupon	3.125%	3.280%	1,085,000.00	98.258%	1,066,099.30
08/01/2027	Serial Coupon	3.250%	3.360%	1,120,000.00	98.702%	1,105,462.40
08/01/2028	Serial Coupon	3.375%	3.440%	1,155,000.00	99.198%	1,145,736.90
08/01/2029	Serial Coupon	3.375%	3.530%	1,195,000.00	98.109%	1,171,327.05
08/01/2030	Serial Coupon	3.500%	3.620%	1,235,000.00	98.413%	1,215,400.55
08/01/2031	Serial Coupon	3.700%	3.810%	1,280,000.00	98.513%	1,260,966.40
06/01/2032	Serial Coupon	3.700%	3.870%	1,335,000.00	97.650%	1,303,627.50
Total	-	-	-	\$20,000,000.00	-	\$20,130,840.40

c - Priced to the 8/1/2022 par call

Bid Information

Par Amount of Bonds	\$20,000,000.00
Reoffering Premium or (Discount)	130,840.40
Gross Production	\$20,130,840.40
Total Underwriter's Discount (0.521%)	(\$104,136.25)
Bid (100.134%)	20,026,704.15
Accrued Interest from 06/01/2012 to 06/21/2012	32,798.19
Total Purchase Price	\$20,059,502.34
Bond Year Dollars	\$232,960.83
Average Life	11.648 Years
Average Coupon	3.2206764%
Net Interest Cost (NIC)	3.2092135%
True Interest Cost (TIC)	3.1782981%

Crews & Associates, Inc.

Capital Markets Group

Page 5