Walker County

Financial Information

Posted as of October 19, 2020 for the Fiscal Year Ending September 30, 2021

Prepared by:
Patricia Allen
County Auditor

Information is presented based on ledger balances and entries posted thru October 19, 2020 for the fiscal year ending September 30, 2021.
There are entries that have not been posted. Invoices are outstanding for the period that have not been received/posted. Encumbrances are not included in the report.

Summary of Revenues, Expenditures and Net Transfers to Date
Transactions Posted As of October 19, 2020
For the Fiscal Year Ending September 30, 2021

Ledger Balances	Fund Balance Fiscal Yr Begin	Revenues To Date	Expenditures To Date	Net Transfers Between Funds	Fund Balance This Date
Operating					
101 - General Fund	$ 11,699,716.18	$ 371,242.00	$ 1,126,159.55	$ -	$ 10,944,798.63
192 - Debt Service Fund	$ 254,729.94	$ 649.72	$ -	$ -	$ 255,379.66
220 - Road & Bridge	$ 3,973,955.47	$ 12,181.86	$ 144,218.60	$ -	$ 3,841,918.73
301 - Walker County EMS Fund	$ 1,210,907.35	$ 21,985.21	$ 198,352.11	$ -	$ 1,034,540.45
180 - Public Safety Seized Money Fund	$ -	$ -	$ -	$ -	$ -
185 - General Fund - Healthy County Initiative Fund	$ 19,384.93	$ -	$ -	$ -	$ 19,384.93
	17,158,693.87	406,058.79	1,468,730.26	-	$ 16,096,022.40
Projects					
105 - General Projects Fund	$ 2,094,386.12	$ -	$ -	$ -	$ 2,094,386.12
119 - Covid 19 Relief Fund	$ 92,873.16	$ -	$ 51,500.00	$ -	$ 41,373.16
Grants/Other Funds					
460 - Affordable Housing Initiatives	$ -	$ -	$ -	$ -	$ -
473 - SO Auto Task Force Grant	$ (16,778.23)	$ -	$ 2,897.34	$ -	$ (19,675.57)
474 - CDA Victims Assistance Grant	$ 809.54	$ -	$ 767.14	$ -	$ 42.40
475 - CDA Prosecutor Grant	$ -	$ -	$ -	$ -	$ -
481 - Jag Grants	$ -	$ -	$ -	$ -	$ -
482 - HGAC Fund	$ -	$ -	$ -	$ -	$ -
483 - HAVA Fund	$ 47,804.02	$ -	$ 2,073.60	$ -	$ 45,730.42
485 - Grants - HomeLand Security	$ -	$ -	$ -	$ -	$ -
486 - Community Development Block Grant	$ -	$ -	$ -	$ -	$ -
488 - CDBG Grant	$ -	$ -	$ -	$ -	$ -
489 - CDBG Grant - Fire Protection Fund	$ -	$ -	$ -	$ -	$ -
511 - County Records Management and Preservation	$ 3,560.49	$ -	$ -	$ -	$ 3,560.49
512 - County Records Preservation II Fund	$ 64,553.93	$ -	$ -	$ -	$ 64,553.93
515 - County Clerk Records Management and Preserv	$ 615,865.49	$ -	$ 1,849.42	$ -	$ 614,016.07
516 - County Clerk Records Archive Fund	$ 191,769.82	$ -	$ -	$ -	$ 191,769.82
518 - District Clerk Records Preservation	$ 11,960.74	$ -	$ -	$ -	$ 11,960.74
519 - District Clerk Rider Fund	$ 32,374.55	$ -	$ 187.77	$ -	$ 32,186.78
520 - District Clerk Archive Fund	$ 3,252.14	$ -	$ -	$ -	$ 3,252.14
523 - County Jury Fee Fund	$ 5,904.45	$ -	$ -	$ -	$ 5,904.45
525 - Court Reporter Services Fund	$ 8,481.96	$ -	$ -	$ -	$ 8,481.96
526 - County Law Library Fund	$ 4,264.20	$ -	$ 495.75	$ -	$ 3,768.45
536 - Courthouse Security Fund	$ 16,527.03	$ -	$ 2,728.18	$ -	$ 13,798.85
537 - Justice Courts Security Fund	$ 47,862.36	$ -	$ -	$ -	$ 47,862.36
538 - JP Truancy Prevention and Diversion	$ 7,543.10	$ -	$ -	$ -	$ 7,543.10
539 - County Speciality Court Programs	$ 1,537.51	$ -	$ -	$ -	$ 1,537.51
550 - Justice Courts Technology Fund	$ 85,956.57	$ -	$ -	$ -	$ 85,956.57
551 - County and District Courts Technology Fund	$ 1,366.30	$ -	$ -	$ -	$ 1,366.30
552- Child Abuse Prevention Fund	$ 632.60	$ -	$ -	$ -	$ 632.60
560 - District Attorney Prosecutors Supplement Fund	$ 1,182.53	$ 5,625.00	$ 31.17	$ -	$ 6,776.36
561 - Pretrial Intervention Program Fund	$ 93,909.88	$ -	$ 628.16	$ -	$ 93,281.72
562 - District Attorney Forfeiture Fund	$ 180,373.73	$ 30,285.97	$ -	$ -	$ 210,659.70
563 - District Attorney Hot Check Fee Fund	$ 2,396.03	$ -	$ -	$ -	$ 2,396.03
574 - Sheriff Forfeiture Fund	$ 422,591.42	$ -	$ -	$ -	$ 422,591.42
576 - Sheriff Inmate Medical Fund	$ 47,158.36	$ -	$ -	$ -	$ 47,158.36
577 - DOJ-Equitable Sharing Fund	$ 403,564.33	$ -	$ -	$ -	$ 403,564.33
583 - Elections Equipment Fund	$ 9,815.25	$ -	$ -	$ -	$ 9,815.25
584 - Tax Assessor Elections Service Contract Fund	$ 40,519.48	$ -	$ -	$ -	$ 40,519.48
589 - Tax Assessor Special Inventory Fee Fund	$ 96.52	$ -	$ -	$ -	$ 96.52
601 - SPU Civil/Criminal/Juvenile Grant/Allocations	$ (330,924.57)	$ -	$ 157,322.37	$ -	$ (488,246.94)
640 - Juvenile Grant Fund (Title IV E)	$ 97,164.11	$ -	$ -	$ -	$ 97,164.11
641 - Juvenile Grant State Aid Fund	$ 36,987.16	$ -	$ 7,633.15	$ -	$ 29,354.01
643 - Juvenile Grant-Commitment Reduction Fund	$ 6,124.10	$ -	$ -	$ -	$ 6,124.10
644 - Juvenile Medical Grant	$ 4,066.68	$ -	$ 1,301.73	$ -	$ 2,764.95
645 - Juvenile HGAC Services Grant	$ (1,080.00)	$ 985.00	$ -	$ -	$ (95.00)
646 - Juvenile Grant - PrePost Adjudication	$ (6,397.00)	$ -	$ -	$ -	$ (6,397.00)
647 - Juvenile Grant - Community Services	$ 11,394.49	$ -	$ 3,922.73	$ -	$ 7,471.76
648 - Juvenile Grant - Regionalization	$ -	$ -	$ -	$ -	$ -
615 - Adult Probation-Basic Services Fund	$ 266,793.62	$ -	$ 51,421.37	$ -	$ 215,372.25
616 - Adult Probation-Court Services Fund	$ 64,085.77	$ -	$ 5,258.15	$ -	$ 58,827.62
617 - Adult Probation-Substance Abuse Services Fun	$ 25,858.89	$ -	$ 2,373.42	$ -	$ 23,485.47
618 - Adult Probation-Pretrial Diversion	$ 8,341.05	$ -	$ 1,307.82	$ -	$ 7,033.23
701 - Retiree Health Insurance Fund	$ 1,891,344.23	$ -	$ -	$ -	$ 1,891,344.23
801 - Sheriff Commissary Fund	$ 108,907.82	$ 2,302.85	$ 516.74	$ -	$ 110,693.93
802 - Walker County Public Safety Communications Center	$ 1,071,040.75	$ 114,493.00	$ 106,661.78	$ -	$ 1,078,871.97
810 - Agency Fund - LEOSE Training Funds	$ -	$ -	$ -	$ -	$ -
820 - CERTZ #1	$ -	$ -	$ -	$ -	$ -
	5,590,563.20	**153,691.82**	**349,377.79**	**-**	**5,394,877.23**
	$ 24,936,516.35	**$ 559,750.61**	**$ 1,869,608.05**	**$ -**	**$ 23,626,658.91**

Cash and Investments Report
Transactions Posted as of October 19, 2020
For the Fiscal Year Ending September 30, 2021

	Cash	Other Bank Accounts	Texpool	MBIA	Wells Fargo	Total
Operating						
101 - General Fund	$ 1,866,672.17	$ 99,657.76	$ 2,211,719.55	$ 1,192,938.29	$5,894,221.53	$11,265,209.30
192 - Debt Service Fund	24,900.41	-	221,795.25	-	-	$ 246,695.66
220 - Road & Bridge	173,064.65	-	3,780,882.71	-	-	$ 3,953,947.36
301 - Walker County EMS Fund	150,635.64	-	438,198.23	60,536.41	160,926.30	$ 810,296.58
180 - Public Safety Seized Money Fund	-	-	208,954.55	-	-	$ 208,954.55
185 - General Fund - Healthy County Initiative Fu	1,511.85	-	17,872.79	-	-	$ 19,384.64
	2,216,784.72	99,657.76	6,879,423.08	1,253,474.70	6,055,147.83	16,504,488.09
Projects						
105 - General Projects Fund	(8,353.75)	-	973,756.49	804,277.66	324,705.72	2,094,386.12
119- Covid 19 Relief Fund	(80,924.02)	-	162,593.06	-	-	81,669.04
Grants/Other Funds						
460 - Affordable Housing Initiatives	-	-	-	-	-	-
473- SO Auto Task Force Grant	(35,902.80)	-	-	-	-	(35,902.80)
474 - CDA Victims Grant	(12,737.41)	-	-	-	-	(12,737.41)
475 - CDA Prosecutor Grant	-	-	-	-	-	-
481 - Jag Grants	-	-	-	-	-	-
482 - HGAC Grants	(463.14)	-	-	-	-	(463.14)
483 - HAVA Fund	45,730.42	-	-	-	-	45,730.42
484 - Grants - Other Funds	0.00	-	-	-	-	-
485 - Grants Homeland Security	0.00	-	-	-	-	-
488 - CDBG Grants	0.00	-	-	-	-	-
489 - CDBG Grant - Fire Protection	0.00	-	-	-	-	-
511 - County Records Management and Preserva	3,560.49	-	-	-	-	3,560.49
512 - County Records Preservation II Fund	3,192.14	-	61,361.79	-	-	64,553.93
515 - County Clerk Records Management and Pr	39,822.47	-	507,894.67	66,298.93	-	614,016.07
516 - County Clerk Records Archive Fund	50,419.90	-	55,520.06	85,829.86	-	191,769.82
518 - District Clerk Records Preservation	6,959.14	-	5,001.60	-	-	11,960.74
519 - District Clerk Rider Fund	2,830.28	-	29,356.50	-	-	32,186.78
520 - District Clerk Archive Fund	3,252.14	-	-	-	-	3,252.14
523 - County Jury Fee Fund	5,904.45	-	-	-	-	5,904.45
525 - Court Reporter Services Fund	8,481.96	-	-	-	-	8,481.96
526 - County Law Library Fund	4,076.45	-	-	-	-	4,076.45
536 - Courthouse Security Fund	13,798.85	-	-	-	-	13,798.85
537 - Justice Courts Security Fund	2,237.77	-	45,624.59	-	-	47,862.36
538 - JP Truancy Prevention and Diversion	3,598.29	-	3,944.81	-	-	7,543.10
539 - County Specialty Court Revenues Fund	742.70	-	794.81	-	-	1,537.51
540 - Fire Suppression-US Forest Service Fund	0.00	-	17,354.47	-	-	17,354.47
550 - Justice Courts Technology Fund	6,337.58	-	79,618.99	-	-	85,956.57
551 - County and District Courts Technology Fun	345.57	-	1,020.73	-	-	1,366.30
552- Child Abuse Prevention Fund	632.60	-	-	-	-	632.60
560 - District Attorney Prosecutors Supplement F	(723.64)	-	-	-	-	(723.64)
561 - Pretrial Intervention Program Fund	13,171.83	-	80,109.89	-	-	93,281.72
562 - District Attorney Forfeiture Fund	45,633.48	-	165,026.22	-	-	210,659.70
563 - District Attorney Hot Check Fee Fund	2,396.03	-	-	-	-	2,396.03
574 - Sheriff Forfeiture Fund	15,177.12	864.97	409,037.46	-	-	425,079.55
576 - Sheriff Inmate Medical Fund	1,858.41	-	45,299.95	-	-	47,158.36
577 - DOJ-Equitable Sharing Fund	0.00	-	379,611.18	23,953.15	-	403,564.33
583 - Elections Equipment Fund	9,815.25	-	-	-	-	9,815.25
584 - Tax Assessor Elections Service Contract Fur	4,517.53	-	36,001.95	-	-	40,519.48
589 - Tax Assessor Special Inventory Fee Fund	80.16	-	16.36	-	-	96.52
601 - SPU Civil/Criminal/Juvenile Grant/Allocatior	(920,432.00)	-	-	-	-	(920,432.00)
640 - Juvenile Grant Fund (Title IVE)	10,555.58	-	86,608.53	-	-	97,164.11
641 - Juvenile Grant State Aid Fund	15,917.15	-	-	-	-	15,917.15
643 - Juvenile Grant-Commitment Reduction Fu	4,809.00	-	-	-	-	4,809.00
644 - Juvenile Medical Fund Grant	2,386.66	-	-	-	-	2,386.66
645 - Juvenile Services - HGAC Grant	(95.00)	-	-	-	-	(95.00)
646 - Juvenile Grant - PrePost Adjudication	93.00	-	-	-	-	93.00
647 - Juvenile Grant - Community Programs	7,273.80	-	-	-	-	7,273.80
648 - Juvenile Grant - Regionalization	0.00	-	-	-	-	-
701 - Retiree Health Insurance Fund	0.00	-	686,553.31	1,204,790.92	-	1,891,344.23
County Treasurer Agency Funds						-
615 - Adult Probation-Basic Services Fund	69,684.74	30.00	34,069.75	115,567.11	-	219,351.60
616 - Adult Probation-Court Services Fund	58,827.62	-	-	-	-	58,827.62
617 - Adult Probation-Substance Abuse Services I	24,891.72	-	-	-	-	24,891.72
618 -Pretrial Diversion	7,033.23	-	-	-	-	7,033.23
801 - Sheriff Commissary Fund	48,294.05	-	62,399.88	-	-	110,693.93
802 - Walker County Public Safety Communicati	158,155.60	-	981,998.82	-	-	1,140,154.42
810 - Agency Fund - LEOSE Training Funds	48,256.02	-	-	-	-	48,256.02
820 - CERTZ #1	362.36	-	-	-	-	362.36
	(219,240.45)	**894.97**	**3,774,226.32**	**1,496,439.97**	**0.00**	**5,052,320.81**
	$ 1,908,266.50	**$ 100,552.73**	**$11,789,998.95**	**$ 3,554,192.33**	**$6,379,853.55**	**$23,732,864.06**

Cash and Investments Report
As of October 20, 2020
Transactions Posted as of October 19, 2020

	Cash	ICT	Certificates of Deposit	Total
Agency Funds Maintained by the Department (Balance as of Last Date Reported by the Department)				
850 Agency Fund - County Clerk	$ 342,696.01	$ 564,923.13	$ -	$ 907,619.14
851 Agency Fund - District Clerk	$ 960,892.12	$ -	$ 538,948.52	$ 1,499,840.64
852 Agency Fund - Criminal District Attorney	$ 3,604.67	$ -	$ -	$ 3,604.67
853 Agency Fund - Tax Assessor	$ 1,746,208.15	$ -	$ -	$ 1,746,208.15
854 Agency Fund - Sheriff	$ 82,716.10	$ -	$ -	$ 82,716.10
855 Agency Fund - Juvenile	$ 2,686.75	$ -	$ -	$ 2,686.75
856 Agency Fund - County Treasurer Jury	$ 8.87	$ -	$ -	$ 8.87
857 Agency Fund - Justice of Peace Precinct 4	$ 4,799.00	$ -	$ -	$ 4,799.00
858 Agency Fund - Adult Probation	$ 2,853.61	$ -	$ -	$ 2,853.61
	$ 3,146,465.28	$ 564,923.13	$ 538,948.52	$ 4,250,336.93

Sales Tax Revenue Comparison by Fiscal Year

		Fiscal Year 2021	Fiscal Year 2020	Fiscal Year 2019	Fiscal Year 2018	Fiscal Year 2017	Fiscal Year 2016
October	10.18%	$ 341,282.66	$ 309,760.99	$ 339,514.51	$ 272,435.23	$ 268,811.19	$ 262,354.94
November		$ -	$ 432,570.77	$ 365,595.48	$ 376,237.61	$ 312,520.28	$ 326,826.24
December		$ -	$ 282,270.19	$ 323,873.04	$ 285,192.78	$ 255,783.91	$ 263,136.19
January		$ -	$ 297,832.83	$ 263,748.83	$ 290,351.62	$ 260,836.98	$ 241,366.28
February		$ -	$ 410,854.29	$ 377,316.70	$ 348,471.45	$ 341,812.29	$ 338,929.82
March		$ -	$ 353,527.33	$ 311,788.03	$ 297,957.34	$ 253,149.95	$ 250,826.50
April		$ -	$ 263,551.31	$ 296,140.87	$ 251,318.62	$ 236,622.06	$ 232,747.89
May		$ -	$ 357,514.78	$ 355,687.53	$ 359,613.96	$ 327,878.93	$ 317,152.54
June		$ -	$ 307,406.08	$ 302,439.53	$ 299,690.96	$ 282,842.31	$ 252,423.35
July		$ -	$ 322,571.05	$ 285,622.64	$ 336,926.85	$ 270,157.12	$ 233,657.18
August		$ -	$ 393,734.55	$ 339,087.66	$ 352,584.14	$ 316,882.51	$ 303,796.87
September		$ -	$ 328,146.29	$ 330,366.78	$ 296,901.19	$ 279,531.61	$ 245,944.74
		$ 341,282.66	**$ 4,059,740.46**	**$ 3,891,181.60**	**$ 3,767,681.75**	**$ 3,406,829.14**	**$ 3,269,162.54**
One-timePayment				$ 230,654.85			
				$ 4,121,836.45			

This time last year	$309,760.99
% Change	10.18%

SalesTax Rate for Walker County is	**0.5%**
State Sales Tax Rate is	6.25%
Municipalities Within Walker County	
City of Huntsville Sales Tax Rate	1.5%
City of New Waverly Sales Tax Rate	1.5%
City of Riverside Sales Tax Rate	1.5%

Fiscal Year to Date	$ 341,282.66	$ 309,760.99	$ 339,514.51	$ 272,435.23	$ 268,811.19	$ 262,354.94
Budgeted this Fiscal Year	$ 3,875,000.00					
Pct Received This FY	8.8%					

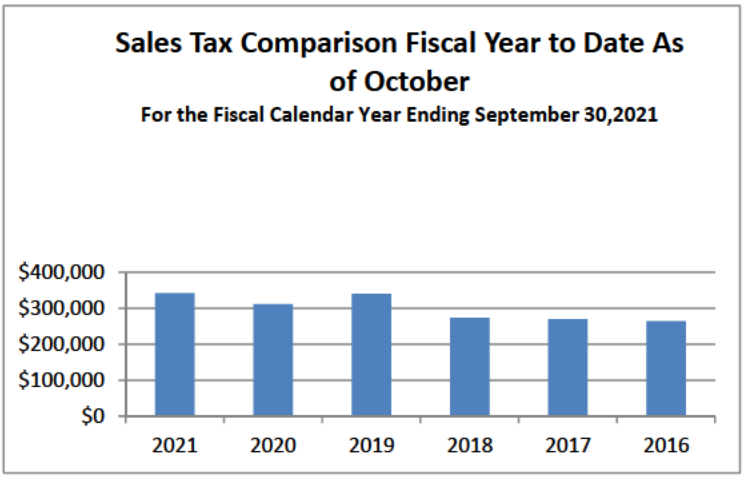

V:\Qtr_Monthly\FY2021\SalesTax FY2021

Weigh Station Revenue Comparison by Fiscal Year

Comparison Numbers Based on Revenues Retained by Walker County after submission of fines paid to State

	Total 2019-2020	Pd to State	**Fiscal Year 2019-2020**	**Fiscal Year 2018-2019**	**Fiscal Year 2017-2018**	**Fiscal Year 2016-2017**	**Fiscal Year 2015-2016**	**Fiscal Year 2014-2015**	**Fiscal Year 2013-2014**
October	$ 31,020.60	$ (7,419.00)	$ 23,601.60	$ 45,179.10	$ 16,978.20	$ 32,892.75	$ 32,850.80	$ 21,396.95	$ 37,594.60
November	$ 11,558.00	$ (1,798.50)	$ 9,759.50	$ 17,677.95	$ 16,603.70	$ 23,177.65	$ 26,687.30	$ 32,563.40	$ 33,848.08
December	$ 18,333.00	$ (3,084.90)	$ 15,248.10	$ 26,932.10	$ 12,130.30	$ 18,201.90	$ 20,807.90	$ 27,992.90	$ 48,760.60
January	$ 19,518.85	$ (4,577.50)	$ 14,941.35	$ 23,035.20	$ 17,600.90	$ 31,483.40	$ 16,647.40	$ 17,248.40	$ 22,621.10
February	$ 12,635.00	$ (644.00)	$ 11,991.00	$ 26,752.90	$ 8,475.90	$ 25,404.45	$ 17,151.90	$ 29,388.60	$ 27,875.72
March	$ 12,529.00	$ (1,098.00)	$ 11,431.00	$ 29,424.12	$ 28,972.05	$ 33,279.62	$ 23,128.60	$ 23,588.37	$ 35,154.30
April	$ 7,262.00	$ (534.00)	$ 6,728.00	$ 30,934.90	$ 45,791.50	$ 22,813.40	$ 26,739.40	$ 28,014.00	$ 35,599.40
May	$ 7,534.70	$ (1,403.00)	$ 6,131.70	$ 18,350.50	$ 54,074.80	$ 27,470.20	$ 21,976.70	$ 31,317.86	$ 30,796.10
June	$ 7,388.85	$ (1,287.50)	$ 6,101.35	$ 18,272.90	$ 42,187.90	$ 17,592.50	$ 29,828.30	$ 24,590.39	$ 31,821.30
July	$ 4,198.00	$ (341.00)	$ 3,857.00	$ 18,109.90	$ 56,237.20	$ 22,612.15	$ 19,687.35	$ 23,584.04	$ 34,821.30
August	$ 4,929.00	$ (295.00)	$ 4,634.00	$ 13,131.10	$ 58,404.20	$ 17,220.00	$ 25,471.95	$ 32,080.05	$ 36,615.70
September	$ 2,875.90	$ (265.00)	$ 2,610.90	$ 18,541.95	$ 41,298.80	$ 22,472.15	$ 20,133.90	$ 25,131.54	$ 28,502.80
	$139,782.90	$ (22,747.40)	**$ 117,035.50**	**$286,342.62**	**$398,755.45**	**$294,620.17**	**$281,111.50**	**$316,896.50**	**$404,011.00**

Allocated to Weigh Station Improv.	**$ -**	This time last year	$286,342.62
Allocated to Road and Bridge	**$ 117,035.50**	% Change	-59.10%

Fiscal Year to Date	$139,782.90	$ (22,747.40)	$ 117,035.50	$286,342.62	$398,755.45	$294,620.17	$281,111.50	$316,896.50	$404,011.00

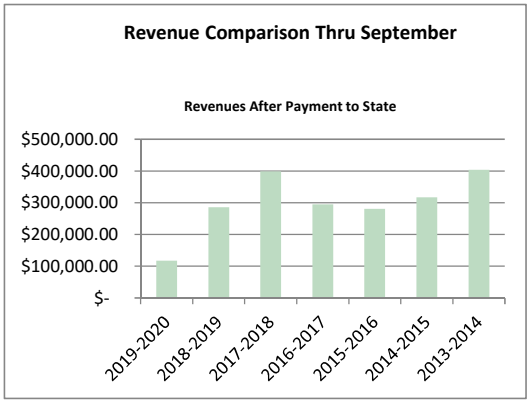

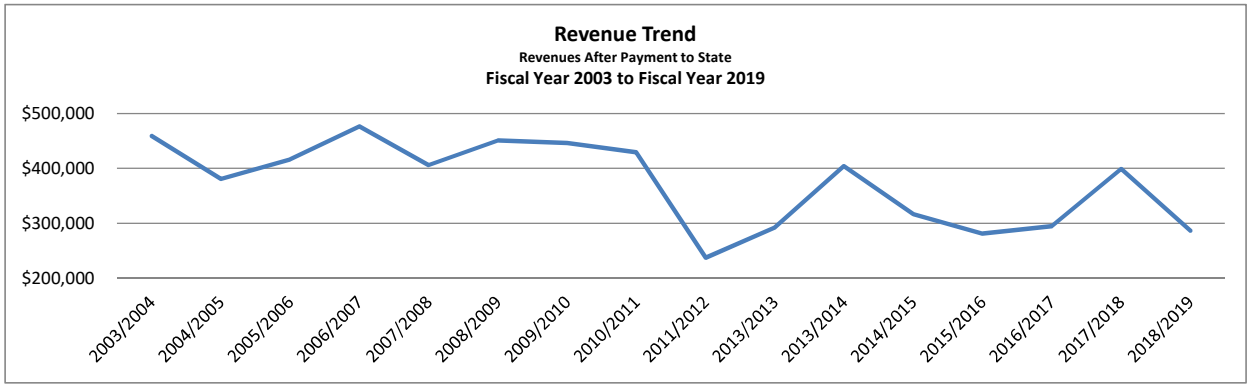

Budget for FY 19/20

	From Tax rate	County Road and Bridge Operations	Weigh Station Request for Part-Time Person
Justice of Peace Pct 4	$ 53,356.00	$ -	$ -
Weigh Station Utilities/Services	$ 35,187.00	$ -	$ -
Weigh Station Personnel	$ -	$ -	$ 19,926.00
Road and Bridge Operations	$ -	$ 280,000.00	$ -
	$ 88,543.00	$ 280,000.00	$ 19,926.00

V:\Qtr_Monthly\FY1920\Weigh Station FY1920 Walker County

Walker County
Summary of Debt

Certificates of Obligation Issue Dated June 1, 2012

Capital Projects

	Issued - Amount	Current Outstanding Amount	Debt Service FY 2020-2021 Principal	Interest	Total
Series 2012 - $20,000,000 due in installments of $685,000 to $1,335,000 to mature 06/01/2032 at interest rate of 2.0% to 3.7% - callable August 1, 2032	$20,000,000	$13,370,000	$935,000	$439,868	$1,374,868
Total Capital Projects	$20,000,000	$13,370,000	$935,000	$439,868	$1,374,868