



WALKER COUNTY COMMISSIONERS COURT

Storm Shelter – 455 SH 75 N
Huntsville, Texas 77320
936-436-4910



DANNY PIERCE
County Judge

DANNY KUYKENDALL
Commissioner, Precinct 1

RONNIE WHITE
Commissioner, Precinct 2

AGENDA
SPECIAL SESSION
MONDAY, AUGUST 17, 2020
9:00 A.M.
WALKER COUNTY STORM SHELTER

BILL DAUGETTE
Commissioner, Precinct 3

JIMMY D. HENRY
Commissioner, Precinct 4

CALL TO ORDER

- Announcement by the County Judge whether a quorum is present.
- Certification that public Notice of Meeting was given in accordance with the provisions of Section 551.001 et. Seq. of the Texas Government Code.

GENERAL ITEMS

- Prayer – Pastor James Necker
- Pledge of Allegiance
- Texas Pledge – “Honor the Texas Flag, I pledge allegiance to thee, Texas, one state under God, one and indivisible”
- Citizen Input

CONSENT AGENDA

1. Receive financial information as of August 11, 2020, for the fiscal year ending September 30, 2020.
2. Receive financial information as of the Month Ended June 30, 2020, for the fiscal year ending September 30, 2020

DEPARTMENT REPORTS

3. Receive District Clerk monthly report for July 2020.
4. Receive Walker County Appraisal District monthly tax collection report for July 2020.
5. Receive Justice of the Peace Precinct 1 Report for June 2020.
6. Receive Justice of the Peace Precinct 2 Report for June 2020.
7. Receive Justice of the Peace Precinct 3 Report for June 2020.
8. Receive Justice of the Peace Precinct 4 Report for June 2020.

STATUTORY AGENDA

Tax Assessor-Collector

9. Discuss and take action on election purchase agreement with ES&S contingent upon 2020 HAVA Election Security grant approval. – Diana McRae

Purchasing

10. Discuss and take action to pay Charlsa Dearwester, Purchasing overtime in excess of comp time maximum from budgeted funds. – Mike Williford
11. Discuss and take action renewal C2360-19-002, Towing Services, Johnson Wrecker Service. – Mike Williford
12. Discuss and take action on 2015 Chevrolet Tahoe total loss settlement options. – Mike Williford

Auditor

13. Discuss and take action on approving claims and invoices for payment. – Patricia Allen

Commissioners Court

14. Discuss and take action on 3rd Quarter Volunteer Fire Department Reports. – Sonja Tennant
15. Discuss and take action on the 2019-2020 Annual Road Report. - Sonja Tennant
16. Discuss condition of roads in Section Two in the Sterling Ridge Subdivision. – Commissioner Daugette
17. Discuss and take action on TxDOT recommended modifications to the National Highway System, US 190 route. – Judge Pierce
18. Discuss and take action on TxDOT recommended modifications to the National Highway System, SH 30 route. – Judge Pierce
19. Discuss and take action on TxDOT recommended modifications to the National Highway System, SH 19 route. – Judge Pierce
20. Discuss and take action on Resolution 2020-78, Texans Feeding Texans. – Judge Pierce
21. Discuss and take action on letter received from the City of Huntsville, Main Street Program regarding protective coating for the Walker County Courthouse. – Judge Pierce
22. Receive Employee Injury Report. – Judge Pierce

EXECUTIVE SESSION

If during the course of the meeting covered by this notice, Commissioners Court shall determine that a closed meeting of the Court is required, then such closed meeting as authorized by Texas Government Code 551, sub-chapter D, will be held by the Commissioners Court at the date, hour, and place in this notice or as soon after the commencement of the

Walker County Commissioners Court – Special Session – August 17, 2020 – Agenda (cont'd)

meeting covered by this notice as the Commissioners Court may conveniently meet in such closed meeting concerning any and all subjects and for any and all purposes permitted by Chapter 551, sub-chapter D, inclusive of said Texas Government Code, including but not limited to:


- Section 551.071** For the purpose of private consultation between the Commissioners Court and its attorney when the attorney's advice with respect to pending or contemplated litigation settlement offers, and matters where the duty of the Commissioners Court counsel to his client pursuant to the Code of Professional Responsibility of the State Bar of Texas clearly conflicts with the Open Meetings Act.
- Section 551.072** For the purpose of discussion with respect to the purchase, exchange, lease, or value of real property, if deliberation in an open meeting would have a detrimental effect on the position of the Commissioners Court in negotiations with a third person
- Section 551.073** For the purpose of deliberation regarding prospective gifts or to deliberate a negotiated contract for prospective gift or donation to the Commissioners Court or Walker County, if deliberation in an open meeting would have a detrimental effect on the position of the Commissioners Court in negotiations with a third person.
- Section 551.074** For the purpose of considering the appointment, employment, evaluation, reassignment, duties, discipline, or dismissal of a public officer or employee or to hear complaints or charges against a public officer or employee, unless such officer or employee requests a public hearing.
- Section 551.076** To discuss the deployment, or specific occasions for implementation of security personnel or devices.
- Section 551.086** Deliberation regarding economic development negotiations.

INFORMATION ITEMS

- Questions from the media
- Commissioners Court

ADJOURN


On this 13th day of August, 2020, the Executive Administrator to the County Judge filed this notice, and was posted at the main entrance of the Walker County Courthouse.



Danny Pierce
County Judge

I, the undersigned County Clerk, do hereby state that the above Notice of Meeting of the above named Commissioners' Court, is a true and correct copy of said Notice, and I posted a true and correct copy of said Notice on the Courthouse Public Notices area of Huntsville, Walker County, Texas, at a place readily accessible to the general public at all times on the 13th day of August, 2020 and said Notice remained so posted continuously for at least 72 hours proceeding the scheduled time of said meeting.

Dated this 13th day of August, 2020.



Kari A. French, County Clerk

FILED FOR POSTING
At 4:15 o'clock P.M.

AUG 13 2020

KARI FRENCH, COUNTY CLERK
WALKER COUNTY, TEXAS
By  Deputy

Walker County

Financial Information

Posted as of August 11, 2020 for the Fiscal Year Ending September 30, 2020

Prepared by:
Patricia Allen
County Auditor

Information is presented based on ledger balances and entries posted thru August 11, 2020 for the fiscal year ending September 30, 2020.

There are entries that have not been posted. Invoices are outstanding for the period that have not been received/posted. Encumbrances are not included in the report.



Summary of Revenues, Expenditures and Net Transfers to Date
Transactions Posted As of August 11, 2020
For the Fiscal Year Ending September 30, 2020

Ledger Balances	Fund Balance Fiscal Yr Begin	Revenues To Date	Expenditures To Date	Net Transfers Between Funds	Fund Balance This Date
Operating					
101 - General Fund	\$ 10,957,107.55	\$ 22,867,478.36	\$ 16,902,788.49	\$ (2,503,372.00)	\$ 14,418,425.42
192 - Debt Service Fund	\$ 227,619.41	\$ 1,387,542.87	\$ 1,377,167.54	\$ -	\$ 237,994.74
220 - Road & Bridge	\$ 2,682,755.76	\$ 5,972,344.20	\$ 4,792,091.02	\$ 600,000.00	\$ 4,463,008.94
301 - Walker County EMS Fund	\$ 830,374.67	\$ 2,212,576.98	\$ 3,164,324.76	\$ 1,591,612.00	\$ 1,470,238.89
180 - Public Safety Seized Money Fund	\$ -	\$ -	\$ -	\$ -	\$ -
185 - General Fund - Healthy County Initiative Fund	\$ 17,988.54	\$ 1,416.55	\$ 25.00	\$ -	\$ 19,380.09
	14,715,845.93	32,441,358.96	26,236,396.81	(311,760.00)	\$ 20,609,048.08
Projects					
105 - General Projects Fund	\$ 1,759,793.40	\$ 76,005.80	\$ 100,800.55	\$ 271,000.00	\$ 2,005,998.65
119 - Covid 19 Relief Fund	\$ -	\$ 328,563.80	\$ 800.00	\$ -	\$ 327,763.80
Grants/Other Funds					
460 - Affordable Housing Initiatives	\$ -	\$ -	\$ -	\$ -	\$ -
473 - SO Auto Task Force Grant	\$ -	\$ 52,604.39	\$ 58,652.22	\$ -	\$ (6,047.83)
474 - CDA Victims Assistance Grant	\$ -	\$ 33,846.01	\$ 44,702.94	\$ 12,466.00	\$ 1,609.07
475 - CDA Prosecutor Grant	\$ -	\$ -	\$ -	\$ -	\$ -
481 - Jag Grants	\$ -	\$ 6,225.50	\$ 6,225.50	\$ -	\$ -
483 - HAVA Fund	\$ -	\$ 61,181.32	\$ 50,210.61	\$ -	\$ 10,970.71
485 - Grants - HomeLand Security	\$ -	\$ -	\$ -	\$ -	\$ -
486 - Community Development Block Grant	\$ -	\$ -	\$ -	\$ -	\$ -
489 - CDBG Grant - Fire Protection Fund	\$ -	\$ -	\$ -	\$ -	\$ -
511 - County Records Management and Preservation	\$ 4,215.85	\$ 12,895.01	\$ 15,716.00	\$ -	\$ 1,394.86
512 - County Records Preservation II Fund	\$ 57,837.53	\$ 9,911.40	\$ 5,317.00	\$ -	\$ 62,431.93
515 - County Clerk Records Management and Preser	\$ 550,408.20	\$ 83,518.92	\$ 40,559.83	\$ -	\$ 593,367.29
516 - County Clerk Records Archive Fund	\$ 84,238.45	\$ 77,794.72	\$ -	\$ -	\$ 162,033.17
518 - District Clerk Records Preservation	\$ 8,260.56	\$ 2,940.35	\$ -	\$ -	\$ 11,200.91
519 - District Clerk Rider Fund	\$ 32,541.62	\$ 9,257.14	\$ 8,583.51	\$ -	\$ 33,215.25
520 - District Clerk Archive Fund	\$ 4,266.52	\$ 1,433.55	\$ 2,830.00	\$ -	\$ 2,870.07
523 - County Jury Fee Fund	\$ -	\$ 5,607.19	\$ 1,067.00	\$ -	\$ 4,540.19
525 - Court Reporter Services Fund	\$ -	\$ 12,090.88	\$ 5,662.60	\$ -	\$ 6,428.28
526 - County Law Library Fund	\$ 4,213.42	\$ 27,985.59	\$ 37,389.16	\$ -	\$ (5,190.15)
536 - Courthouse Security Fund	\$ 27,161.33	\$ 24,216.27	\$ 57,196.54	\$ 28,294.00	\$ 22,475.06
537 - Justice Courts Security Fund	\$ 46,894.61	\$ 3,605.36	\$ 3,465.12	\$ -	\$ 47,034.85
538 - JP Truancy Prevention and Diversion	\$ -	\$ 3,973.47	\$ -	\$ -	\$ 3,973.47
539 - County Specialty Court Programs	\$ -	\$ 1,066.95	\$ -	\$ -	\$ 1,066.95
550 - Justice Courts Technology Fund	\$ 77,453.54	\$ 13,377.01	\$ 8,551.89	\$ -	\$ 82,278.66
551 - County and District Courts Technology Fund	\$ 5,271.70	\$ 1,252.04	\$ -	\$ -	\$ 6,523.74
560 - District Attorney Prosecutors Supplement Fund	\$ -	\$ 21,729.45	\$ 10,107.41	\$ -	\$ 11,622.04
561 - Pretrial Intervention Program Fund	\$ 60,767.60	\$ 36,825.75	\$ 7,299.41	\$ -	\$ 90,293.94
562 - District Attorney Forfeiture Fund	\$ 175,979.65	\$ 9,597.39	\$ 9,018.52	\$ -	\$ 176,558.52
563 - District Attorney Hot Check Fee Fund	\$ 880.80	\$ 2,573.51	\$ (124.91)	\$ -	\$ 3,579.22
574 - Sheriff Forfeiture Fund	\$ 416,259.41	\$ 38,482.23	\$ 32,261.30	\$ -	\$ 422,480.34
576 - Sheriff Inmate Medical Fund	\$ 39,965.59	\$ 5,322.08	\$ -	\$ -	\$ 45,287.67
577 - DOJ-Equitable Sharing Fund	\$ 387,655.19	\$ 15,794.78	\$ -	\$ -	\$ 403,449.97
583 - Elections Equipment Fund	\$ 9,814.40	\$ 34,297.85	\$ 35,595.00	\$ -	\$ 8,517.25
584 - Tax Assessor Elections Service Contract Fund	\$ 36,925.58	\$ 6,630.38	\$ 3,046.25	\$ -	\$ 40,509.71
589 - Tax Assessor Special Inventory Fee Fund	\$ 19.40	\$ 6,436.38	\$ 6,359.26	\$ -	\$ 96.52
601 - SPU Civil/Criminal/Juvenile Grant/Allocations	\$ -	\$ 3,780,188.60	\$ 4,004,729.84	\$ -	\$ (224,541.24)
640 - Juvenile Grant Fund (Title IV E)	\$ 97,789.97	\$ 452.06	\$ 948.18	\$ -	\$ 97,293.85
641 - Juvenile Grant State Aid Fund	\$ -	\$ 179,493.10	\$ 151,301.99	\$ -	\$ 28,191.11
643 - Juvenile Grant-Commitment Reduction Fund	\$ -	\$ 27,832.00	\$ 27,067.00	\$ -	\$ 765.00
644 - Juvenile Medical Grant	\$ -	\$ 28,589.42	\$ 26,438.93	\$ -	\$ 2,150.49
645 - Juvenile HGAC Services Grant	\$ -	\$ 5,335.00	\$ 5,335.00	\$ -	\$ -
646 - Juvenile Grant - PrePost Adjudication	\$ -	\$ 8,115.00	\$ 11,978.00	\$ -	\$ (3,863.00)
647 - Juvenile Grant - Community Services	\$ -	\$ 85,324.00	\$ 79,696.72	\$ -	\$ 5,627.28
648 - Juvenile Grant - Regionalization	\$ -	\$ 30,602.00	\$ 61,999.75	\$ -	\$ (31,397.75)
615 - Adult Probation-Basic Services Fund	\$ 291,836.97	\$ 957,515.49	\$ 1,000,049.75	\$ -	\$ 249,302.71
616 - Adult Probation-Court Services Fund	\$ -	\$ 177,288.53	\$ 129,715.45	\$ -	\$ 47,573.08
617 - Adult Probation-Substance Abuse Services Fun	\$ -	\$ 108,985.69	\$ 93,728.45	\$ -	\$ 15,257.24
618 - Adult Probation-Pretrial Diversion	\$ -	\$ 33,448.91	\$ 28,044.32	\$ -	\$ 5,404.59
701 - Retiree Health Insurance Fund	\$ 1,609,054.48	\$ 17,581.76	\$ -	\$ -	\$ 1,626,636.24
801 - Sheriff Commissary Fund	\$ 84,259.76	\$ 50,698.61	\$ 25,613.88	\$ -	\$ 109,344.49
802 - Walker County Public Safety Communications Cente	\$ 934,531.89	\$ 1,223,078.97	\$ 1,051,171.19	\$ -	\$ 1,106,439.67
810 - Agency Fund - LEOSE Training Funds	\$ -	\$ -	\$ -	\$ -	\$ -
820 - CERTZ #1	\$ -	\$ -	\$ -	\$ -	\$ -
	5,048,504.02	7,337,002.01	7,147,510.61	40,760.00	5,278,755.42
	\$ 21,524,143.35	\$ 40,182,930.57	\$ 33,485,507.97	\$ -	\$ 28,221,565.95



Cash and Investments Report
Transactions Posted as of August 11, 2020
For the Fiscal Year Ending September 30, 2020

	Other Bank					
	Cash	Accounts	Texpool	MBIA	Wells Fargo	Total
Operating						
101 - General Fund	\$ 316,830.70	\$ 102,276.70	\$ 6,076,070.88	\$ 1,192,371.09	\$ 5,891,259.40	\$13,578,808.77
192 - Debt Service Fund	7,575.65	-	221,735.09	-	-	\$ 229,310.74
220 - Road & Bridge	310,027.89	-	4,179,802.28	-	-	\$ 4,489,830.17
301 - Walker County EMS Fund	432,669.21	200.00	438,079.38	60,507.63	160,845.43	\$ 1,092,301.65
180 - Public Safety Seized Money Fund	-	-	178,717.53	-	-	\$ 178,717.53
185 - General Fund - Healthy County Initiative Fu	1,511.85	-	17,867.95	-	-	\$ 19,379.80
	1,068,615.30	102,476.70	11,112,273.11	1,252,878.72	6,052,104.83	19,588,348.66
Projects						
105 - General Projects Fund	11,573.67	-	865,987.19	803,895.25	324,542.54	2,005,998.65
119- Covid 19 Relief Fund	(800.00)	-	328,563.80	-	-	327,763.80
Grants/Other Funds						
460 - Affordable Housing Initiatives	-	-	-	-	-	-
473- SO Auto Task Force Grant	(6,047.83)	-	-	-	-	(6,047.83)
474 - CDA Victims Grant	1,609.07	-	-	-	-	1,609.07
475 - CDA Prosecutor Grant	-	-	-	-	-	-
481 - Jag Grants	-	-	-	-	-	-
482 - HGAC Grants	(463.14)	-	-	-	-	(463.14)
483 - HAVA Fund	10,970.71	-	-	-	-	10,970.71
484 - Grants - Other Funds	0.00	-	-	-	-	-
485 - Grants Homeland Security	0.00	-	-	-	-	-
488 - CDBG Grants	0.00	-	-	-	-	-
489 - CDBG Grant - Fire Protection	0.00	-	-	-	-	-
511 - County Records Management and Preserv	1,394.86	-	-	-	-	1,394.86
512 - County Records Preservation II Fund	1,086.78	-	61,345.15	-	-	62,431.93
515 - County Clerk Records Management and Pr	19,342.98	-	507,756.90	66,267.41	-	593,367.29
516 - County Clerk Records Archive Fund	20,739.11	-	55,505.00	85,789.06	-	162,033.17
518 - District Clerk Records Preservation	6,200.67	-	5,000.24	-	-	11,200.91
519 - District Clerk Rider Fund	3,866.72	-	29,348.53	-	-	33,215.25
520 - District Clerk Archive Fund	2,870.07	-	-	-	-	2,870.07
523 - County Jury Fee Fund	4,540.19	-	-	-	-	4,540.19
525 - Court Reporter Services Fund	6,428.28	-	-	-	-	6,428.28
526 - County Law Library Fund	(5,190.15)	-	-	-	-	(5,190.15)
536 - Courthouse Security Fund	22,475.06	-	-	-	-	22,475.06
537 - Justice Courts Security Fund	1,422.64	-	45,612.21	-	-	47,034.85
538 - JP Truancy Prevention and Diversion	29.73	-	3,943.74	-	-	3,973.47
539 - County Specialty Court Revenues Fund	272.83	-	794.12	-	-	1,066.95
540 - Fire Suppression-US Forest Service Fund	0.00	-	17,354.47	-	-	17,354.47
550 - Justice Courts Technology Fund	2,681.26	-	79,597.40	-	-	82,278.66
551 - County and District Courts Technology Fun	5,503.28	-	1,020.46	-	-	6,523.74
560 - District Attorney Prosecutors Supplement F	11,622.04	-	-	-	-	11,622.04
561 - Pretrial Intervention Program Fund	10,205.78	-	80,088.16	-	-	90,293.94
562 - District Attorney Forfeiture Fund	6,577.75	-	169,980.77	-	-	176,558.52
563 - District Attorney Hot Check Fee Fund	3,579.22	-	-	-	-	3,579.22
574 - Sheriff Forfeiture Fund	15,177.12	864.84	408,926.51	-	-	424,968.47
576 - Sheriff Inmate Medical Fund	0.00	-	45,287.67	-	-	45,287.67
577 - DOJ-Equitable Sharing Fund	0.00	-	379,508.21	23,941.76	-	403,449.97
583 - Elections Equipment Fund	8,517.25	-	-	-	-	8,517.25
584 - Tax Assessor Elections Service Contract Fur	4,517.53	-	35,992.18	-	-	40,509.71
589 - Tax Assessor Special Inventory Fee Fund	80.16	-	16.36	-	-	96.52
601 - SPU Civil/Criminal/Juvenile Grant/Allocatio	(843,800.35)	-	-	-	-	(843,800.35)
640 - Juvenile Grant Fund (Title IVE)	45,699.58	-	51,594.27	-	-	97,293.85
641 - Juvenile Grant State Aid Fund	28,191.11	-	-	-	-	28,191.11
643 - Juvenile Grant-Commitment Reduction Fur	765.00	-	-	-	-	765.00
644 - Juvenile Medical Fund Grant	2,150.49	-	-	-	-	2,150.49
645 - Juvenile Services - HGAC Grant	0.00	-	-	-	-	-
646 - Juvenile Grant - PrePost Adjudication	(3,863.00)	-	-	-	-	(3,863.00)
647 - Juvenile Grant - Community Programs	5,627.28	-	-	-	-	5,627.28
648 - Juvenile Grant - Regionalization	(31,397.75)	-	-	-	-	(31,397.75)
701 - Retiree Health Insurance Fund	0.00	-	422,418.12	1,204,218.12	-	1,626,636.24
County Treasurer Agency Funds						
615 - Adult Probation-Basic Services Fund	100,450.03	30.00	34,060.50	115,512.18	-	250,052.71
616 - Adult Probation-Court Services Fund	47,573.08	-	-	-	-	47,573.08
617 - Adult Probation-Substance Abuse Services I	15,255.74	-	-	-	-	15,255.74
618 - Pretrial Diversion	5,404.59	-	-	-	-	5,404.59
801 - Sheriff Commissary Fund	46,961.54	-	62,382.95	-	-	109,344.49
802 - Walker County Public Safety Communicati	124,419.91	-	981,732.46	-	-	1,106,152.37
810 - Agency Fund - LEOSE Training Funds	48,495.02	-	-	-	-	48,495.02
820 - CERTZ #1	362.36	-	-	-	-	362.36
	(247,695.40)	894.84	3,479,266.38	1,495,728.53	0.00	4,728,194.35
	\$ 831,693.57	\$ 103,371.54	\$15,786,090.48	\$ 3,552,502.50	\$ 6,376,647.37	\$26,650,305.46



Cash and Investments Report
As of August 12, 2020
 Transactions Posted as of August 11, 2020

	Cash	ICT	Certificates of Deposit	Total
Agency Funds Maintained by the Department (Balance as of Last Date Reported by the Department)				
850 Agency Fund - County Clerk	\$ 841,095.11	\$ 561,950.49	\$ -	\$ 1,403,045.60
851 Agency Fund - District Clerk	\$ 984,377.88	\$ -	\$ 556,529.50	\$ 1,540,907.38
852 Agency Fund - Criminal District Attorney	\$ 5,353.87	\$ -	\$ -	\$ 5,353.87
853 Agency Fund - Tax Assessor	\$ 1,764,452.02	\$ -	\$ -	\$ 1,764,452.02
854 Agency Fund - Sheriff	\$ 70,449.46	\$ -	\$ -	\$ 70,449.46
855 Agency Fund - Juvenile	\$ 1,699.29	\$ -	\$ -	\$ 1,699.29
856 Agency Fund - County Treasurer Jury	\$ 32.44	\$ -	\$ -	\$ 32.44
857 Agency Fund - Justice of Peace Precinct 4	\$ 6,544.10	\$ -	\$ -	\$ 6,544.10
858 Agency Fund - Adult Probation	\$ 3,216.92	\$ -	\$ -	\$ 3,216.92
	\$ 3,677,221.09	\$ 561,950.49	\$ 556,529.50	\$ 4,795,701.08



Sales Tax Revenue Comparison by Fiscal Year

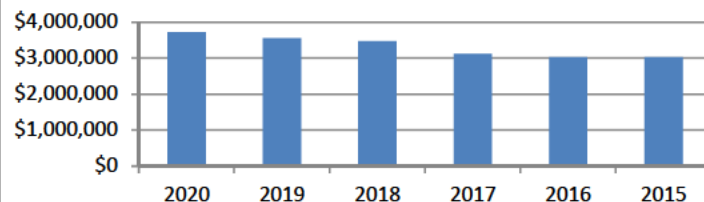
		Fiscal Year 2020	Fiscal Year 2019	Fiscal Year 2018	Fiscal Year 2017	Fiscal Year 2016	Fiscal Year 2015
October	-8.76%	\$ 309,760.99	\$ 339,514.51	\$ 272,435.23	\$ 268,811.19	\$ 262,354.94	\$ 253,167.55
November	18.32%	\$ 432,570.77	\$ 365,595.48	\$ 376,237.61	\$ 312,520.28	\$ 326,826.24	\$ 316,435.12
December	-12.85%	\$ 282,270.19	\$ 323,873.04	\$ 285,192.78	\$ 255,783.91	\$ 263,136.19	\$ 259,644.36
January	12.92%	\$ 297,832.83	\$ 263,748.83	\$ 290,351.62	\$ 260,836.98	\$ 241,366.28	\$ 246,946.98
February	8.89%	\$ 410,854.29	\$ 377,316.70	\$ 348,471.45	\$ 341,812.29	\$ 338,929.82	\$ 338,684.20
March	13.39%	\$ 353,527.33	\$ 311,788.03	\$ 297,957.34	\$ 253,149.95	\$ 250,826.50	\$ 236,763.15
April	-11.00%	\$ 263,551.31	\$ 296,140.87	\$ 251,318.62	\$ 236,622.06	\$ 232,747.89	\$ 253,183.90
May	0.51%	\$ 357,514.78	\$ 355,687.53	\$ 359,613.96	\$ 327,878.93	\$ 317,152.54	\$ 308,855.62
June	1.64%	\$ 307,406.08	\$ 302,439.53	\$ 299,690.96	\$ 282,842.31	\$ 252,423.35	\$ 269,427.56
July	12.94%	\$ 322,571.05	\$ 285,622.64	\$ 336,926.85	\$ 270,157.12	\$ 233,657.18	\$ 240,528.43
August	16.12%	\$ 393,734.55	\$ 339,087.66	\$ 352,584.14	\$ 316,882.51	\$ 303,796.87	\$ 300,050.15
September		\$ -	\$ 330,366.78	\$ 296,901.19	\$ 279,531.61	\$ 245,944.74	\$ 250,698.81
		\$ 3,731,594.17	\$ 3,891,181.60	\$ 3,767,681.75	\$ 3,406,829.14	\$ 3,269,162.54	\$ 3,274,385.83
One-timePayment				\$ 230,654.85			
				\$ 3,998,336.60			

This time last year \$3,560,814.82
% Change 4.80%

SalesTax Rate for Walker County is	0.5%
State Sales Tax Rate is	6.25%
<u>Municipalities Within Walker County</u>	
City of Huntsville Sales Tax Rate	1.5%
City of New Waverly Sales Tax Rate	1.5%
City of Riverside Sales Tax Rate	1.5%

Fiscal Year to Date	\$ 3,731,594.17	\$ 3,560,814.82	\$ 3,470,780.56	\$ 3,127,297.53	\$ 3,023,217.80	\$ 3,023,687.02
Budgeted this Fiscal Year	\$ 3,875,000.00					
Pct Received This FY	96.3%					

**Sales Tax Comparison Fiscal Year to Date As
of August**
For the Fiscal Calendar Year Ending September 30,2020





Weigh Station Revenue Comparison by Fiscal Year

Comparison Numbers Based on Revenues Retained by Walker County after submission of fines paid to State

	Total 2019-2020	Pd to State	Fiscal Year 2019-2020	Fiscal Year 2018-2019	Fiscal Year 2017-2018	Fiscal Year 2016-2017	Fiscal Year 2015-2016	Fiscal Year 2014-2015	Fiscal Year 2013-2014
October	\$ 31,020.60	\$ (7,419.00)	\$ 23,601.60	\$ 45,179.10	\$ 16,978.20	\$ 32,892.75	\$ 32,850.80	\$ 21,396.95	\$ 37,594.60
November	\$ 11,558.00	\$ (1,798.50)	\$ 9,759.50	\$ 17,677.95	\$ 16,603.70	\$ 23,177.65	\$ 26,687.30	\$ 32,563.40	\$ 33,848.08
December	\$ 18,333.00	\$ (3,084.90)	\$ 15,248.10	\$ 26,932.10	\$ 12,130.30	\$ 18,201.90	\$ 20,807.90	\$ 27,992.90	\$ 48,760.60
January	\$ 19,518.85	\$ (4,577.50)	\$ 14,941.35	\$ 23,035.20	\$ 17,600.90	\$ 31,483.40	\$ 16,647.40	\$ 17,248.40	\$ 22,621.10
February	\$ 12,635.00	\$ (644.00)	\$ 11,991.00	\$ 26,752.90	\$ 8,475.90	\$ 25,404.45	\$ 17,151.90	\$ 29,388.60	\$ 27,875.72
March	\$ 12,529.00	\$ (1,098.00)	\$ 11,431.00	\$ 29,424.12	\$ 28,972.05	\$ 33,279.62	\$ 23,128.60	\$ 23,588.37	\$ 35,154.30
April	\$ 7,262.00	\$ (534.00)	\$ 6,728.00	\$ 30,934.90	\$ 45,791.50	\$ 22,813.40	\$ 26,739.40	\$ 28,014.00	\$ 35,599.40
May	\$ 7,534.70	\$ (1,403.00)	\$ 6,131.70	\$ 18,350.50	\$ 54,074.80	\$ 27,470.20	\$ 21,976.70	\$ 31,317.86	\$ 30,796.10
June	\$ 7,388.85	\$ (1,287.50)	\$ 6,101.35	\$ 18,272.90	\$ 42,187.90	\$ 17,592.50	\$ 29,828.30	\$ 24,590.39	\$ 31,821.30
July	\$ 4,198.00	\$ (341.00)	\$ 3,857.00	\$ 18,109.90	\$ 56,237.20	\$ 22,612.15	\$ 19,687.35	\$ 23,584.04	\$ 34,821.30
August	\$ -	\$ -	\$ -	\$ 13,131.10	\$ 58,404.20	\$ 17,220.00	\$ 25,471.95	\$ 32,080.05	\$ 36,615.70
September	\$ -	\$ -	\$ -	\$ 18,541.95	\$ 41,298.80	\$ 22,472.15	\$ 20,133.90	\$ 25,131.54	\$ 28,502.80
	\$ 131,978.00	\$ (22,187.40)	\$ 109,790.60	\$ 286,342.62	\$ 398,755.45	\$ 294,620.17	\$ 281,111.50	\$ 316,896.50	\$ 404,011.00

Allocated to Weigh Station Improv. \$ -

Allocated to Road and Bridge \$ 109,790.60

This time last year

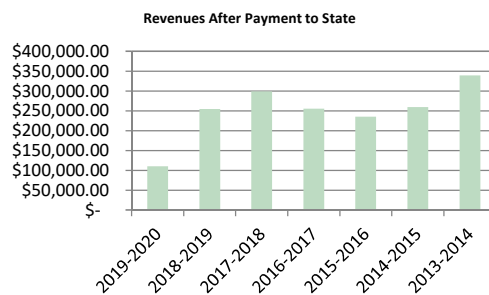
\$254,669.57

% Change

-56.90%

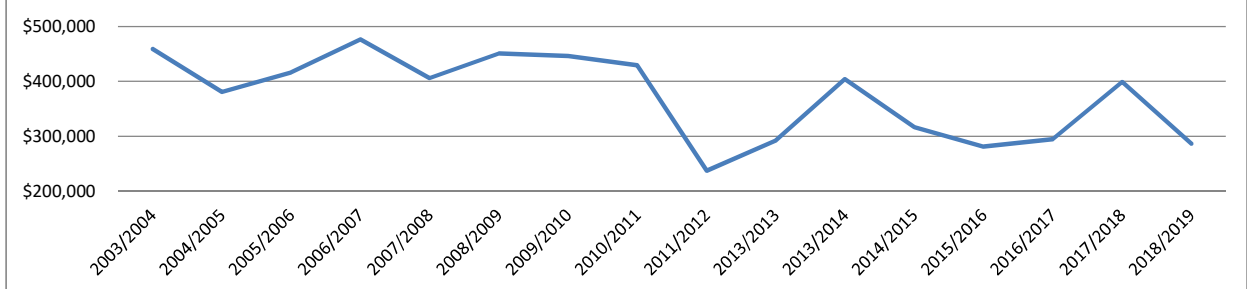
Fiscal Year to Date \$ 131,978.00 \$ (22,187.40) \$ 109,790.60 \$ 254,669.57 \$ 299,052.45 \$ 254,928.02 \$ 235,505.65 \$ 259,684.91 \$ 338,892.50

Revenue Comparison Thru July



Revenue Trend

Revenues After Payment to State
Fiscal Year 2003 to Fiscal Year 2019



Budget for FY 19/20

	From Tax rate	County Road and Bridge Operations	Weigh Station Request for Part- Time Person
Justice of Peace Pct 4	\$ 53,356.00	\$ -	\$ -
Weigh Station Utilities/Services	\$ 35,187.00	\$ -	\$ -
Weigh Station Personnel	\$ -	\$ -	\$ 19,926.00
Road and Bridge Operations	\$ -	\$ 280,000.00	\$ -
	\$ 88,543.00	\$ 280,000.00	\$ 19,926.00



***Walker County
Summary of Debt***

Certificates of Obligation Issue Dated June 1, 2012

Capital Projects

	Issued - Amount	Current Outstanding Amount	Principal	Debt Service FY 2018-2019 Interest	Total
Series 2012 - \$20,000,000 due in installments of \$685,000 to \$1,335,000 to mature 06/01/2032 at interest rate of 2.0% to 3.7% - callable August 1, 2032	\$20,000,000	\$15,160,000	\$880,000	\$493,568	\$1,373,568
Total Capital Projects	\$20,000,000	\$15,160,000	\$880,000	\$493,568	\$1,373,568



*Financial Information
For the Month Ended June 30, 2020
Posted Transactions as of August 11, 2020*

Prepared by:
Patricia Allen
County Auditor

Information is presented based on ledger balances and entries posted thru August 11, 2020 for the month ended June 30, 2020, for the fiscal year ending September 30, 2020. This is unaudited information. There are accrual and adjusting entries that have not been posted

As required Local Government Code 114.024

Table of Contents

Fund Balance - Summary of Revenues, Expenditures and Net Transfers to Date 3
Cash and Investments Report 4
Cash and Investments – Agency Funds Maintained by Elected Officials 5
Balance Sheet by Fund 6
Sales Tax Revenue – Comparison by Month and Fiscal Year 19
Weigh Station Revenues – Comparison by Month and Fiscal Year 20
Revenues - Budget vs Actual 21
Expenditures by Category - Budget vs Actual 43
Outstanding Debt – 2012 Certificates of Obligation 62



Summary of Revenues, Expenditures and Net Transfers to Date
As of the Month Ended June 30, 2020
Transactions Posted As of August 11, 2020
For the Fiscal Year Ending September 30, 2020

Ledger Balances	Fund Balance Fiscal Yr Begin	Revenues To Date	Expenditures To Date	Net Transfers Between Funds	Fund Balance This Date
Operating					
101 - General Fund	\$ 10,957,107.55	\$ 22,065,690.03	\$ 15,814,933.90	\$ (2,503,372.00)	\$ 14,704,491.68
192 - Debt Service Fund	\$ 227,619.41	\$ 1,368,270.44	\$ 233,583.77	\$ -	\$ 1,362,306.08
220 - Road & Bridge	\$ 2,682,755.76	\$ 5,884,120.78	\$ 4,302,687.02	\$ 600,000.00	\$ 4,864,189.52
301 - Walker County EMS Fund	\$ 830,374.67	\$ 1,999,733.98	\$ 3,004,918.26	\$ 1,591,612.00	\$ 1,416,802.39
180 - Public Safety Seized Money Fund	\$ -	\$ -	\$ -	\$ -	\$ -
185 - General Fund - Healthy County Initiative Fund	\$ 17,988.54	\$ 1,413.39	\$ 25.00	\$ -	\$ 19,376.93
	14,715,845.93	31,319,228.62	23,356,147.95	(311,760.00)	22,367,166.60
Projects					
105 - General Projects Fund	\$ 1,759,793.40	\$ 75,450.00	\$ 100,800.55	\$ 271,000.00	\$ 2,005,442.85
119 - Covid 19 Relief Fund	\$ -	\$ 328,548.00	\$ -	\$ -	\$ 328,548.00
Grants/Other Funds					
460 - Affordable Housing Initiatives	\$ -	\$ -	\$ -	\$ -	\$ -
473 - SO Auto Task Force Grant	\$ -	\$ 52,604.39	\$ 55,494.73	\$ -	\$ (2,890.34)
474 - CDA Victims Assistance Grant	\$ -	\$ 20,731.63	\$ 42,307.51	\$ 12,466.00	\$ (9,109.88)
475 - CDA Prosecutor Grant	\$ -	\$ -	\$ -	\$ -	\$ -
481 - Jag Grants	\$ -	\$ 6,225.50	\$ 6,225.50	\$ -	\$ -
483 - HAVA Fund	\$ -	\$ 61,181.32	\$ 7,622.61	\$ -	\$ 53,558.71
485 - Grants - HomeLand Security	\$ -	\$ -	\$ -	\$ -	\$ -
486 - Community Development Block Grant	\$ -	\$ -	\$ -	\$ -	\$ -
489 - CDBG Grant - Fire Protection Fund	\$ -	\$ -	\$ -	\$ -	\$ -
511 - County Records Management and Preservation	\$ 4,215.85	\$ 11,749.52	\$ 15,716.00	\$ -	\$ 249.37
512 - County Records Preservation II Fund	\$ 57,837.53	\$ 8,838.28	\$ 5,317.00	\$ -	\$ 61,358.81
515 - County Clerk Records Management and Preser	\$ 550,408.20	\$ 83,134.08	\$ 38,697.32	\$ -	\$ 594,844.96
516 - County Clerk Records Archive Fund	\$ 84,238.45	\$ 77,385.65	\$ -	\$ -	\$ 161,624.10
518 - District Clerk Records Preservation	\$ 8,260.56	\$ 2,512.80	\$ -	\$ -	\$ 10,773.36
519 - District Clerk Rider Fund	\$ 32,541.62	\$ 8,251.95	\$ 8,301.96	\$ -	\$ 32,491.61
520 - District Clerk Archive Fund	\$ 4,266.52	\$ 1,255.78	\$ 2,830.00	\$ -	\$ 2,692.30
523 - County Jury Fee Fund	\$ -	\$ 5,306.17	\$ 1,067.00	\$ -	\$ 4,239.17
525 - Court Reporter Services Fund	\$ -	\$ 10,835.55	\$ 5,517.60	\$ -	\$ 5,317.95
526 - County Law Library Fund	\$ 4,213.42	\$ 25,139.96	\$ 33,608.66	\$ -	\$ (4,255.28)
536 - Courthouse Security Fund	\$ 27,161.33	\$ 23,461.01	\$ 54,455.86	\$ 28,294.00	\$ 24,460.48
537 - Justice Courts Security Fund	\$ 46,894.61	\$ 3,599.23	\$ 3,465.12	\$ -	\$ 47,028.72
538 - JP Truancy Prevention and Diversion	\$ -	\$ 3,943.55	\$ -	\$ -	\$ 3,943.55
539 - County Specialty Court Programs	\$ -	\$ 794.08	\$ -	\$ -	\$ 794.08
550 - Justice Courts Technology Fund	\$ 77,453.54	\$ 13,364.23	\$ 8,551.89	\$ -	\$ 82,265.88
551 - County and District Courts Technology Fund	\$ 5,271.70	\$ 1,104.75	\$ -	\$ -	\$ 6,376.45
560 - District Attorney Prosecutors Supplement Fund	\$ -	\$ 21,729.45	\$ 9,979.22	\$ -	\$ 11,750.23
561 - Pretrial Intervention Program Fund	\$ 60,767.60	\$ 31,845.66	\$ 6,935.57	\$ -	\$ 85,677.69
562 - District Attorney Forfeiture Fund	\$ 175,979.65	\$ 9,567.35	\$ 7,391.01	\$ -	\$ 178,155.99
563 - District Attorney Hot Check Fee Fund	\$ 880.80	\$ 2,415.22	\$ (155.90)	\$ -	\$ 3,451.92
574 - Sheriff Forfeiture Fund	\$ 416,259.41	\$ 37,219.86	\$ 32,261.30	\$ -	\$ 421,217.97
576 - Sheriff Inmate Medical Fund	\$ 39,965.59	\$ 4,692.20	\$ -	\$ -	\$ 44,657.79
577 - DOJ-Equitable Sharing Fund	\$ 387,655.19	\$ 15,719.78	\$ -	\$ -	\$ 403,374.97
583 - Elections Equipment Fund	\$ 9,814.40	\$ 34,297.85	\$ 35,595.00	\$ -	\$ 8,517.25
584 - Tax Assessor Elections Service Contract Fund	\$ 36,925.58	\$ 6,624.02	\$ 3,046.25	\$ -	\$ 40,503.35
589 - Tax Assessor Special Inventory Fee Fund	\$ 19.40	\$ 6,436.38	\$ 6,359.26	\$ -	\$ 96.52
601 - SPU Civil/Criminal/Juvenile Grant/Allocations	\$ -	\$ 3,776,364.40	\$ 3,776,364.40	\$ -	\$ -
640 - Juvenile Grant Fund (Title IV E)	\$ 97,789.97	\$ 442.94	\$ 876.18	\$ -	\$ 97,356.73
641 - Juvenile Grant State Aid Fund	\$ -	\$ 179,493.10	\$ 143,749.05	\$ -	\$ 35,744.05
643 - Juvenile Grant-Commitment Reduction Fund	\$ -	\$ 27,832.00	\$ 27,067.00	\$ -	\$ 765.00
644 - Juvenile Medical Grant	\$ -	\$ 28,589.42	\$ 25,137.51	\$ -	\$ 3,451.91
645 - Juvenile HGAC Services Grant	\$ -	\$ 5,335.00	\$ 5,335.00	\$ -	\$ -
646 - Juvenile Grant - PrePost Adjudication	\$ -	\$ 8,115.00	\$ 9,368.00	\$ -	\$ (1,253.00)
647 - Juvenile Grant - Community Services	\$ -	\$ 85,324.00	\$ 75,774.09	\$ -	\$ 9,549.91
648 - Juvenile Grant - Regionalization	\$ -	\$ -	\$ 46,282.00	\$ -	\$ (46,282.00)
615 - Adult Probation-Basic Services Fund	\$ 291,836.97	\$ 957,464.99	\$ 949,713.40	\$ -	\$ 299,588.56
616 - Adult Probation-Court Services Fund	\$ -	\$ 177,288.53	\$ 124,485.90	\$ -	\$ 52,802.63
617 - Adult Probation-Substance Abuse Services Fund	\$ -	\$ 108,985.69	\$ 85,825.52	\$ -	\$ 23,160.17
618 - Adult Probation-Pretrial Diversion	\$ -	\$ 33,448.91	\$ 26,751.31	\$ -	\$ 6,697.60
701 - Retiree Health Insurance Fund	\$ 1,609,054.48	\$ 17,043.46	\$ -	\$ -	\$ 1,626,097.94
801 - Sheriff Commissary Fund	\$ 84,259.76	\$ 43,570.14	\$ 24,793.98	\$ -	\$ 103,035.92
802 - Walker County Public Safety Communications Center	\$ 934,531.89	\$ 1,108,387.19	\$ 986,335.65	\$ -	\$ 1,056,583.43
810 - Agency Fund - LEOSE Training Funds	\$ -	\$ -	\$ -	\$ -	\$ -
820 - CERTZ #1	\$ -	\$ -	\$ -	\$ -	\$ -
	5,048,504.02	7,149,651.97	6,698,449.46	40,760.00	5,540,466.53
	\$ 21,524,143.35	\$ 38,872,878.59	\$ 30,155,397.96	\$ -	\$ 30,241,623.98



Cash and Investments Report
For the Month Ended June 30, 2020
Transactions Posted as of August 11, 2020
For the Fiscal Year Ending September 30, 2020

	Other Bank					
	Cash	Accounts	Texpool	MBIA	Wells Fargo	Total
Operating						
101 - General Fund	\$ 989,409.23	\$ 81,133.24	\$ 8,101,089.36	\$ 1,191,912.00	\$ 5,889,508.68	\$16,253,052.51
192 - Debt Service Fund	57,087.29	-	1,296,534.79	-	-	\$ 1,353,622.08
220 - Road & Bridge	917,364.93	-	4,204,000.58	-	-	\$ 5,121,365.51
301 - Walker County EMS Fund	803,147.24	200.00	62,996.34	60,484.34	160,797.63	\$ 1,087,625.55
180 - Public Safety Seized Money Fund	-	-	152,692.02	-	-	\$ 152,692.02
185 - General Fund - Healthy County Initiative Fu	1,511.85	-	17,864.79	-	-	\$ 19,376.64
	2,768,520.54	81,333.24	13,835,177.88	1,252,396.34	6,050,306.31	23,987,734.31
Projects						
105 - General Projects Fund	36,573.67	-	840,837.34	803,585.74	324,446.10	2,005,442.85
119 - Covid 19 Relief Fund	328,548.00	-	-	-	-	328,548.00
Grants/Other Funds						
460 - Affordable Housing Initiatives	-	-	-	-	-	-
473 - SO Auto Task Force Grant	(16,965.86)	-	-	-	-	(16,965.86)
474 - CDA Victims Grant	(9,109.88)	-	-	-	-	(9,109.88)
475 - CDA Prosecutor Grant	-	-	-	-	-	-
481 - Jag Grants	-	-	-	-	-	-
482 - HGAC Grants	-	-	-	-	-	-
483 - HAVA Fund	61,181.32	-	-	-	-	61,181.32
484 - Grants - Other Funds	0.00	-	-	-	-	-
485 - Grants Homeland Security	0.00	-	-	-	-	-
488 - CDBG Grants	0.00	-	-	-	-	-
489 - CDBG Grant - Fire Protection	0.00	-	-	-	-	-
511 - County Records Management and Preserv	15,965.37	-	-	-	-	15,965.37
512 - County Records Preservation II Fund	29,020.77	-	32,338.04	-	-	61,358.81
515 - County Clerk Records Management and Pre	100,931.75	-	427,671.31	66,241.90	-	594,844.96
516 - County Clerk Records Archive Fund	75,368.87	-	499.20	85,756.03	-	161,624.10
518 - District Clerk Records Preservation	10,773.36	-	-	-	-	10,773.36
519 - District Clerk Rider Fund	3,148.27	-	29,343.34	-	-	32,491.61
520 - District Clerk Archive Fund	2,692.30	-	-	-	-	2,692.30
523 - County Jury Fee Fund	4,239.17	-	-	-	-	4,239.17
525 - Court Reporter Services Fund	7,551.95	-	-	-	-	7,551.95
526 - County Law Library Fund	(4,255.28)	-	-	-	-	(4,255.28)
536 - Courthouse Security Fund	24,460.48	-	-	-	-	24,460.48
537 - Justice Courts Security Fund	16,422.64	-	30,606.08	-	-	47,028.72
538 - JP Truancy Prevention and Diversion	3,943.55	-	-	-	-	3,943.55
539 - County Specialty Court Revenues Fund	794.08	-	-	-	-	794.08
540 - Fire Suppression-US Forest Service Fund	0.00	-	17,354.47	-	-	17,354.47
550 - Justice Courts Technology Fund	16,933.26	-	69,584.62	-	-	86,517.88
551 - County and District Courts Technology Fun	5,356.17	-	1,020.28	-	-	6,376.45
560 - District Attorney Prosecutors Supplement F	11,875.94	-	-	-	-	11,875.94
561 - Pretrial Intervention Program Fund	34,599.95	-	51,077.74	-	-	85,677.69
562 - District Attorney Forfeiture Fund	8,895.26	-	169,950.73	-	-	178,845.99
563 - District Attorney Hot Check Fee Fund	3,573.20	-	-	-	-	3,573.20
574 - Sheriff Forfeiture Fund	13,987.12	864.75	408,854.23	-	-	423,706.10
576 - Sheriff Inmate Medical Fund	8,252.94	-	36,404.85	-	-	44,657.79
577 - DOJ-Equitable Sharing Fund	10,078.93	-	369,363.50	23,932.54	-	403,374.97
583 - Elections Equipment Fund	8,517.25	-	-	-	-	8,517.25
584 - Tax Assessor Elections Service Contract Fur	4,517.53	-	35,985.82	-	-	40,503.35
589 - Tax Assessor Special Inventory Fee Fund	80.16	-	16.36	-	-	96.52
601 - SPU Civil/Criminal/Juvenile Grant/Allocation	(381,770.52)	-	-	-	-	(381,770.52)
640 - Juvenile Grant Fund (Title IVE)	45,771.58	-	51,585.15	-	-	97,356.73
641 - Juvenile Grant State Aid Fund	35,744.05	-	-	-	-	35,744.05
643 - Juvenile Grant-Commitment Reduction Fur	765.00	-	-	-	-	765.00
644 - Juvenile Medical Fund Grant	3,451.91	-	-	-	-	3,451.91
645 - Juvenile Services - HGAC Grant	0.00	-	-	-	-	-
646 - Juvenile Grant - PrePost Adjudication	(1,253.00)	-	-	-	-	(1,253.00)
647 - Juvenile Grant - Community Programs	9,549.91	-	-	-	-	9,549.91
648 - Juvenile Grant - Regionalization	(46,282.00)	-	-	-	-	(46,282.00)
701 - Retiree Health Insurance Fund	0.00	-	422,343.46	1,203,754.48	-	1,626,097.94
County Treasurer Agency Funds						
615 - Adult Probation-Basic Services Fund	153,120.82	30.00	34,054.48	115,467.70	-	302,673.00
616 - Adult Probation-Court Services Fund	52,802.63	-	-	-	-	52,802.63
617 - Adult Probation-Substance Abuse Services F	23,486.21	-	-	-	-	23,486.21
618 - Pretrial Diversion	6,697.60	-	-	-	-	6,697.60
801 - Sheriff Commissary Fund	40,664.00	-	62,371.92	-	-	103,035.92
802 - Walker County Public Safety Communicati	209,897.84	-	856,559.68	-	-	1,066,457.52
810 - Agency Fund - LEOSE Training Funds	48,495.02	-	-	-	-	48,495.02
820 - CERTZ #1	362.36	-	-	-	-	362.36
	654,333.98	894.75	3,106,985.26	1,495,152.65	0.00	5,257,366.64
	\$ 3,787,976.19	\$ 82,227.99	\$17,783,000.48	\$ 3,551,134.73	\$6,374,752.41	\$31,579,091.80



Cash and Investments Report
As of June 30, 2020
 Transactions Posted as of August 11, 2020

	Cash	ICT	Certificates of Deposit	Total
Agency Funds Maintained by the Department (Balance as of Last Date Reported by the Department)				
850 Agency Fund - County Clerk	\$ 841,095.11	\$ 561,950.49	\$ -	\$ 1,403,045.60
851 Agency Fund - District Clerk	\$ 984,377.88	\$ -	\$ 556,529.50	\$ 1,540,907.38
852 Agency Fund - Criminal District Attorney	\$ 5,353.87	\$ -	\$ -	\$ 5,353.87
853 Agency Fund - Tax Assessor	\$ 1,764,452.02	\$ -	\$ -	\$ 1,764,452.02
854 Agency Fund - Sheriff	\$ 70,449.46	\$ -	\$ -	\$ 70,449.46
855 Agency Fund - Juvenile	\$ 1,699.29	\$ -	\$ -	\$ 1,699.29
856 Agency Fund - County Treasurer Jury	\$ 31.76	\$ -	\$ -	\$ 31.76
857 Agency Fund - Justice of Peace Precinct 4	\$ 6,544.10	\$ -	\$ -	\$ 6,544.10
858 Agency Fund - Adult Probation	\$ 3,216.92	\$ -	\$ -	\$ 3,216.92
	\$ 3,677,220.41	\$ 561,950.49	\$ 556,529.50	\$ 4,795,700.40



Walker County, Texas
Financial Information-Ledger Balances
Balance Sheet Accounts
and Changes in Fund Balance
Unadjusted and Unaudited Information
As of the Month Ended June 30, 2020
For the Fiscal Year Ending September 30, 2020

Posted as of August 12, 2020

	101	180	192	220
	General Fund	Seizure Fund	Debt Service	Road and Bridge
Assets				
Cash Disbursement Accounts	989,409.23	\$ -	\$ 57,087.29	\$ 917,364.93
Cash in Bank - Other than Disbursement Accounts	81,133.24	\$ -	\$ -	\$ -
Cash Equivalent Texpool	8,101,089.36	152,692.02	1,296,534.79	4,204,000.58
Cash Equivalent MBIA	1,191,912.00	-	-	-
Cash Equivalent DWS	-	-	-	-
Cash Equivalent - Wells Fargo	5,889,508.68	-	-	-
Cash Equivalent Deferred Revenue	-	-	-	-
Certificate of Deposit	-	-	-	-
Cash Other	-	-	-	-
Taxes Receivable	1,085,617.52	-	79,752.35	-
Accounts Receivable/Billings to Others	12,678.40	-	-	-
Accounts Receivable - EMS Billings	-	-	-	-
Due from Other Funds	-	-	-	-
Due from Others	73,687.85	-	-	4.77
Due from Other Governments	779,191.03	-	-	(13,455.25)
Prepaid Expenditures	39,984.00	-	-	-
Total Assets	18,244,211.31	152,692.02	1,433,374.43	5,107,915.03
Liabilities				
Accounts Payable	845,534.77	17,021.90	-	243,725.51
Retainage Payable	-	-	-	-
Due to Other Governments/State Agencies	127,314.45	-	-	-
Due to Other Funds	-	-	-	-
Due to Others	128,701.78	135,670.12	-	-
Payroll, Accrued Payroll and Employee Benefits Payable	1,464,864.11	-	-	-
Deferred Revenues	973,304.52	-	71,068.35	-
Agency Accounts Due to Others	-	-	-	-
Total Liabilities	3,539,719.63	152,692.02	71,068.35	243,725.51
Fund Balance Information				
Total Revenues-Fiscal Year to date	22,065,690.03	-	1,368,270.44	5,884,120.78
Total Expenses-Fiscal Year to date	(15,814,933.90)	(.00)	(233,583.77)	(4,302,687.02)
Excess (Deficit) of Revenues Over (Under) Expenditures	6,250,756.13	-	1,134,686.67	1,581,433.76
Other Sources (Uses) of Funds				
Transfers In From Other Funds	-	-	-	600,000.00
Transfers to Other Funds	(2,503,372.00)	(.00)	(.00)	(.00)
Issue of Certificates of Obligation	-	-	-	-
Total Other Financing Sources (Uses)	(2,503,372.00)	-	-	600,000.00
Net Change in Fund Balance-Fiscal Year to Date	3,747,384.13	-	1,134,686.67	2,181,433.76
Fund Balance at Beginning of Year	10,957,107.55	-	227,619.41	2,682,755.76
Fund Balance End of Reporting Period	14,704,491.68	-	1,362,306.08	4,864,189.52
Total Liabilities and Fund Balance	\$ 18,244,211.31	\$ 152,692.02	\$ 1,433,374.43	\$ 5,107,915.03



Posted as of August 12, 2020

	301	105	119	756
	EMS	General Projects	Covid 19 Relief Fund	Jail Project
Assets				
Cash Disbursement Accounts	\$ 803,147.24	\$ 36,573.67	\$ 328,548.00	\$ -
Cash in Bank - Other than Disbursement Accounts	\$ 200.00	\$ -	\$ -	\$ -
Cash Equivalent Texpool	62,996.34	840,837.34	-	-
Cash Equivalent MBIA	60,484.34	803,585.74	-	-
Cash Equivalent DWS	-	-	-	-
Cash Equivalent - Wells Fargo	160,797.63	324,446.10	-	-
Cash Equivalent Deferred Revenue	-	-	-	-
Certificate of Deposit	-	-	-	-
Cash Other	-	-	-	-
Taxes Receivable	-	-	-	-
Accounts Receivable/Billings to Others	-	-	-	-
Accounts Receivable - EMS Billings	357,050.55	-	-	-
Due from Other Funds	-	-	-	-
Due from Others	70.67	-	-	-
Due from Other Governments	-	-	-	-
Prepaid Expenditures	-	-	-	-
Total Assets	1,444,746.77	2,005,442.85	328,548.00	-
Liabilities				
Accounts Payable	27,944.38	-	-	-
Retainage Payable	-	-	-	-
Due to Other Governments/State Agencies	-	-	-	-
Due to Other Funds	-	-	-	-
Due to Others	-	-	-	-
Payroll, Accrued Payroll and Employee Benefits Payable	-	-	-	-
Deferred Revenues	-	-	-	-
Agency Accounts Due to Others	-	-	-	-
Total Liabilities	27,944.38	-	-	-
Fund Balance Information				
Total Revenues-Fiscal Year to date	1,999,733.98	75,450.00	328,548.00	-
Total Expenses-Fiscal Year to date	(3,004,918.26)	(100,800.55)	(.00)	(.00)
Excess (Deficit) of Revenues Over (Under) Expenditures	(1,005,184.28)	(25,350.55)		-
Other Sources (Uses) of Funds				
Transfers In From Other Funds	1,591,612.00	271,000.00	-	-
Transfers to Other Funds	(.00)	(.00)	(.00)	(.00)
Issue of Certificates of Obligation	-	-	-	-
Total Other Financing Sources (Uses)	1,591,612.00	271,000.00	-	-
Net Change in Fund Balance-Fiscal Year to Date	586,427.72	245,649.45	-	-
Fund Balance at Beginning of Year	830,374.67	1,759,793.40	-	-
Fund Balance End of Reporting Period	1,416,802.39	2,005,442.85	-	-
Total Liabilities and Fund Balance	\$ 1,444,746.77	\$ 2,005,442.85	\$ -	\$ -



Posted as of August 12, 2020

	511 County Records	512 County Records II -Digitize	515 County Clerk Records	516 County Clerk Archive Fund
Assets				
Cash Disbursement Accounts	\$ 15,965.37	\$ 29,020.77	\$ 100,931.75	\$ 75,368.87
Cash in Bank - Other than Disbursement Accounts	\$ -	\$ -	\$ -	\$ -
Cash Equivalent Texpool	-	32,338.04	427,671.31	499.20
Cash Equivalent MBIA	-	-	66,241.90	85,756.03
Cash Equivalent DWS	-	-	-	-
Cash Equivalent - Wells Fargo	-	-	-	-
Cash Equivalent Deferred Revenue	-	-	-	-
Certificate of Deposit	-	-	-	-
Cash Other	-	-	-	-
Taxes Receivable	-	-	-	-
Accounts Receivable/Billings to Others	-	-	-	-
Accounts Receivable - EMS Billings	-	-	-	-
Due from Other Funds	-	-	-	-
Due from Others	-	-	-	-
Due from Other Governments	-	-	-	-
Prepaid Expenditures	-	-	-	-
Total Assets	15,965.37	61,358.81	594,844.96	161,624.10
Liabilities				
Accounts Payable	15,716.00	-	-	-
Retainage Payable	-	-	-	-
Due to Other Governments/State Agencies	-	-	-	-
Due to Other Funds	-	-	-	-
Due to Others	-	-	-	-
Payroll, Accrued Payroll and Employee Benefits Payable	-	-	-	-
Deferred Revenues	-	-	-	-
Agency Accounts Due to Others	-	-	-	-
Total Liabilities	15,716.00	-	-	-
Fund Balance Information				
Total Revenues-Fiscal Year to date	11,749.52	8,838.28	83,134.08	77,385.65
Total Expenses-Fiscal Year to date	(15,716.00)	(5,317.00)	(38,697.32)	(.00)
Excess (Deficit) of Revenues Over (Under) Expenditures	(3,966.48)	3,521.28	44,436.76	77,385.65
Other Sources (Uses) of Funds				
Transfers In From Other Funds	-	-	-	-
Transfers to Other Funds	(.00)	(.00)	(.00)	(.00)
Issue of Certificates of Obligation	-	-	-	-
Total Other Financing Sources (Uses)	-	-	-	-
Net Change in Fund Balance-Fiscal Year to Date	(3,966.48)	3,521.28	44,436.76	77,385.65
Fund Balance at Beginning of Year	4,215.85	57,837.53	550,408.20	84,238.45
Fund Balance End of Reporting Period	249.37	61,358.81	594,844.96	161,624.10
Total Liabilities and Fund Balance	\$ 15,965.37	\$ 61,358.81	\$ 594,844.96	\$ 161,624.10



Posted as of August 12, 2020

	518 District Clerk Records	519 District Clerk Rider Fund	520 District Clerk Archive Fund	523 Jury Fund
Assets				
Cash Disbursement Accounts	\$ 10,773.36	\$ 3,148.27	\$ 2,692.30	\$ 4,239.17
Cash in Bank - Other than Disbursement Accounts	\$ -	\$ -	\$ -	\$ -
Cash Equivalent Texpool	-	29,343.34	-	-
Cash Equivalent MBIA	-	-	-	-
Cash Equivalent DWS	-	-	-	-
Cash Equivalent - Wells Fargo	-	-	-	-
Cash Equivalent Deferred Revenue	-	-	-	-
Certificate of Deposit	-	-	-	-
Cash Other	-	-	-	-
Taxes Receivable	-	-	-	-
Accounts Receivable/Billings to Others	-	-	-	-
Accounts Receivable - EMS Billings	-	-	-	-
Due from Other Funds	-	-	-	-
Due from Others	-	-	-	-
Due from Other Governments	-	-	-	-
Prepaid Expenditures	-	-	-	-
Total Assets	10,773.36	32,491.61	2,692.30	4,239.17
Liabilities				
Accounts Payable	-	-	-	-
Retainage Payable	-	-	-	-
Due to Other Governments/State Agencies	-	-	-	-
Due to Other Funds	-	-	-	-
Due to Others	-	-	-	-
Payroll, Accrued Payroll and Employee Benefits Payable	-	-	-	-
Deferred Revenues	-	-	-	-
Agency Accounts Due to Others	-	-	-	-
Total Liabilities	-	-	-	-
Fund Balance Information				
Total Revenues-Fiscal Year to date	2,512.80	8,251.95	1,255.78	5,306.17
Total Expenses-Fiscal Year to date	(.00)	(8,301.96)	(2,830.00)	(1,067.00)
Excess (Deficit) of Revenues Over (Under) Expenditures	2,512.80	(50.01)	(1,574.22)	4,239.17
Other Sources (Uses) of Funds				
Transfers In From Other Funds	-	-	-	-
Transfers to Other Funds	(.00)	(.00)	(.00)	(.00)
Issue of Certificates of Obligation	-	-	-	-
Total Other Financing Sources (Uses)	-	-	-	-
Net Change in Fund Balance-Fiscal Year to Date	2,512.80	(50.01)	(1,574.22)	4,239.17
Fund Balance at Beginning of Year	8,260.56	32,541.62	4,266.52	-
Fund Balance End of Reporting Period	10,773.36	32,491.61	2,692.30	4,239.17
Total Liabilities and Fund Balance	\$ 10,773.36	\$ 32,491.61	\$ 2,692.30	\$ 4,239.17



Posted as of August 12, 2020

	525 Court Reporter Service Fund	526 Law Library	536 Courthouse Security	537 Justice Courts Security
Assets				
Cash Disbursement Accounts	\$ 7,551.95	\$ (4,255.28)	\$ 24,460.48	\$ 16,422.64
Cash in Bank - Other than Disbursement Accounts	\$ -	\$ -	\$ -	\$ -
Cash Equivalent Texpool	-	-	-	30,606.08
Cash Equivalent MBIA	-	-	-	-
Cash Equivalent DWS	-	-	-	-
Cash Equivalent - Wells Fargo	-	-	-	-
Cash Equivalent Deferred Revenue	-	-	-	-
Certificate of Deposit	-	-	-	-
Cash Other	-	-	-	-
Taxes Receivable	-	-	-	-
Accounts Receivable/Billings to Others	-	-	-	-
Accounts Receivable - EMS Billings	-	-	-	-
Due from Other Funds	-	-	-	-
Due from Others	-	-	-	-
Due from Other Governments	-	-	-	-
Prepaid Expenditures	-	-	-	-
Total Assets	7,551.95	(4,255.28)	24,460.48	47,028.72
Liabilities				
Accounts Payable	2,234.00	-	-	-
Retainage Payable	-	-	-	-
Due to Other Governments/State Agencies	-	-	-	-
Due to Other Funds	-	-	-	-
Due to Others	-	-	-	-
Payroll, Accrued Payroll and Employee Benefits Payable	-	-	-	-
Deferred Revenues	-	-	-	-
Agency Accounts Due to Others	-	-	-	-
Total Liabilities	2,234.00	-	-	-
Fund Balance Information				
Total Revenues-Fiscal Year to date	10,835.55	25,139.96	23,461.01	3,599.23
Total Expenses-Fiscal Year to date	(5,517.60)	(33,608.66)	(54,455.86)	(3,465.12)
Excess (Deficit) of Revenues Over (Under) Expenditures	5,317.95	(8,468.70)	(30,994.85)	134.11
Other Sources (Uses) of Funds				
Transfers In From Other Funds	-	-	28,294.00	-
Transfers to Other Funds	(.00)	(.00)	(.00)	(.00)
Issue of Certificates of Obligation	-	-	-	-
Total Other Financing Sources (Uses)	-	-	28,294.00	-
Net Change in Fund Balance-Fiscal Year to Date	5,317.95	(8,468.70)	(2,700.85)	134.11
Fund Balance at Beginning of Year	-	4,213.42	27,161.33	46,894.61
Fund Balance End of Reporting Period	5,317.95	(4,255.28)	24,460.48	47,028.72
Total Liabilities and Fund Balance	\$ 7,551.95	\$ (4,255.28)	\$ 24,460.48	\$ 47,028.72



Posted as of August 12, 2020

	538	539	540	550
	JP Truancy	Specialty Court	US Forest	Justice Courts
	Prevention/Diversion	Programs	Fire Suppression	Technology
Assets				
Cash Disbursement Accounts	\$ 3,943.55	\$ 794.08	\$ -	\$ 16,933.26
Cash in Bank - Other than Disbursement Accounts	\$ -	\$ -	\$ -	\$ -
Cash Equivalent Texpool	-	-	17,354.47	69,584.62
Cash Equivalent MBIA	-	-	-	-
Cash Equivalent DWS	-	-	-	-
Cash Equivalent - Wells Fargo	-	-	-	-
Cash Equivalent Deferred Revenue	-	-	-	-
Certificate of Deposit	-	-	-	-
Cash Other	-	-	-	-
Taxes Receivable	-	-	-	-
Accounts Receivable/Billings to Others	-	-	-	-
Accounts Receivable - EMS Billings	-	-	-	-
Due from Other Funds	-	-	-	-
Due from Others	-	-	-	-
Due from Other Governments	-	-	-	-
Prepaid Expenditures	-	-	-	-
Total Assets	3,943.55	794.08	17,354.47	86,517.88
Liabilities				
Accounts Payable	-	-	17,354.47	4,252.00
Retainage Payable	-	-	-	-
Due to Other Governments/State Agencies	-	-	-	-
Due to Other Funds	-	-	-	-
Due to Others	-	-	-	-
Payroll, Accrued Payroll and Employee Benefits Payable	-	-	-	-
Deferred Revenues	-	-	-	-
Agency Accounts Due to Others	-	-	-	-
Total Liabilities	-	-	17,354.47	4,252.00
Fund Balance Information				
Total Revenues-Fiscal Year to date	3,943.55	794.08	-	13,364.23
Total Expenses-Fiscal Year to date	(.00)	(.00)	(.00)	(8,551.89)
Excess (Deficit) of Revenues Over (Under) Expenditures	3,943.55	794.08	-	4,812.34
Other Sources (Uses) of Funds				
Transfers In From Other Funds	-	-	-	-
Transfers to Other Funds	(.00)	(.00)	(.00)	(.00)
Issue of Certificates of Obligation	-	-	-	-
Total Other Financing Sources (Uses)	-	-	-	-
Net Change in Fund Balance-Fiscal Year to Date	3,943.55	794.08	-	4,812.34
Fund Balance at Beginning of Year	-	-	-	77,453.54
Fund Balance End of Reporting Period	3,943.55	794.08	-	82,265.88
Total Liabilities and Fund Balance	\$ 3,943.55	\$ 794.08	\$ 17,354.47	\$ 86,517.88



Posted as of August 12, 2020

	551 County/District Court Technology	560 Prosecutor Supplement	561 Diversion Fund	562 District Attorney Forfeiture
Assets				
Cash Disbursement Accounts	\$ 5,356.17	\$ 11,875.94	\$ 34,599.95	\$ 8,895.26
Cash in Bank - Other than Disbursement Accounts	\$ -	\$ -	\$ -	\$ -
Cash Equivalent Texpool	1,020.28	-	51,077.74	169,950.73
Cash Equivalent MBIA	-	-	-	-
Cash Equivalent DWS	-	-	-	-
Cash Equivalent - Wells Fargo	-	-	-	-
Cash Equivalent Deferred Revenue	-	-	-	-
Certificate of Deposit	-	-	-	-
Cash Other	-	-	-	-
Taxes Receivable	-	-	-	-
Accounts Receivable/Billings to Others	-	-	-	-
Accounts Receivable - EMS Billings	-	-	-	-
Due from Other Funds	-	-	-	-
Due from Others	-	-	-	-
Due from Other Governments	-	-	-	-
Prepaid Expenditures	-	-	-	-
Total Assets	6,376.45	11,875.94	85,677.69	178,845.99
Liabilities				
Accounts Payable	-	125.71	-	690.00
Retainage Payable	-	-	-	-
Due to Other Governments/State Agencies	-	-	-	-
Due to Other Funds	-	-	-	-
Due to Others	-	-	-	-
Payroll, Accrued Payroll and Employee Benefits Payable	-	-	-	-
Deferred Revenues	-	-	-	-
Agency Accounts Due to Others	-	-	-	-
Total Liabilities	-	125.71	-	690.00
Fund Balance Information				
Total Revenues-Fiscal Year to date	1,104.75	21,729.45	31,845.66	9,567.35
Total Expenses-Fiscal Year to date	(.00)	(9,979.22)	(6,935.57)	(7,391.01)
Excess (Deficit) of Revenues Over (Under) Expenditures	1,104.75	11,750.23	24,910.09	2,176.34
Other Sources (Uses) of Funds				
Transfers In From Other Funds	-	-	-	-
Transfers to Other Funds	(.00)	(.00)	(.00)	(.00)
Issue of Certificates of Obligation	-	-	-	-
Total Other Financing Sources (Uses)	-	-	-	-
Net Change in Fund Balance-Fiscal Year to Date	1,104.75	11,750.23	24,910.09	2,176.34
Fund Balance at Beginning of Year	5,271.70	-	60,767.60	175,979.65
Fund Balance End of Reporting Period	6,376.45	11,750.23	85,677.69	178,155.99
Total Liabilities and Fund Balance	\$ 6,376.45	\$ 11,875.94	\$ 85,677.69	\$ 178,845.99



Posted as of August 12, 2020

	563 Hot Check	574 Sheriff Forfeiture	576 Sheriff Inmate Medical	577 DOJ Equitable Sharing
Assets				
Cash Disbursement Accounts	\$ 3,573.20	\$ 13,987.12	\$ 8,252.94	\$ 10,078.93
Cash in Bank - Other than Disbursement Accounts	\$ -	\$ 864.75	\$ -	\$ -
Cash Equivalent Texpool	-	408,854.23	36,404.85	369,363.50
Cash Equivalent MBIA	-	-	-	23,932.54
Cash Equivalent DWS	-	-	-	-
Cash Equivalent - Wells Fargo	-	-	-	-
Cash Equivalent Deferred Revenue	-	-	-	-
Certificate of Deposit	-	-	-	-
Cash Other	-	-	-	-
Taxes Receivable	-	-	-	-
Accounts Receivable/Billings to Others	-	-	-	-
Accounts Receivable - EMS Billings	-	-	-	-
Due from Other Funds	-	-	-	-
Due from Others	-	-	-	-
Due from Other Governments	-	-	-	-
Prepaid Expenditures	-	-	-	-
Total Assets	3,573.20	423,706.10	44,657.79	403,374.97
Liabilities				
Accounts Payable	121.28	2,488.13	-	-
Retainage Payable	-	-	-	-
Due to Other Governments/State Agencies	-	-	-	-
Due to Other Funds	-	-	-	-
Due to Others	-	-	-	-
Payroll, Accrued Payroll and Employee Benefits Payable	-	-	-	-
Deferred Revenues	-	-	-	-
Agency Accounts Due to Others	-	-	-	-
Total Liabilities	121.28	2,488.13	-	-
Fund Balance Information				
Total Revenues-Fiscal Year to date	2,415.22	37,219.86	4,692.20	15,719.78
Total Expenses-Fiscal Year to date	-(155.90)	(32,261.30)	(.00)	(.00)
Excess (Deficit) of Revenues Over (Under) Expenditures	2,571.12	4,958.56	4,692.20	15,719.78
Other Sources (Uses) of Funds				
Transfers In From Other Funds	-	-	-	-
Transfers to Other Funds	(.00)	(.00)	(.00)	(.00)
Issue of Certificates of Obligation	-	-	-	-
Total Other Financing Sources (Uses)	-	-	-	-
Net Change in Fund Balance-Fiscal Year to Date	2,571.12	4,958.56	4,692.20	15,719.78
Fund Balance at Beginning of Year	880.80	416,259.41	39,965.59	387,655.19
Fund Balance End of Reporting Period	3,451.92	421,217.97	44,657.79	403,374.97
Total Liabilities and Fund Balance	\$ 3,573.20	\$ 423,706.10	\$ 44,657.79	\$ 403,374.97



Posted as of August 12, 2020

	583 Election Equipment	584 Election Services Fund	589 Inventory Tax	590 ERRP Fund
Assets				
Cash Disbursement Accounts	\$ 8,517.25	\$ 4,517.53	\$ 80.16	\$ -
Cash in Bank - Other than Disbursement Accounts	\$ -	\$ -	\$ -	\$ -
Cash Equivalent Texpool	-	35,985.82	16.36	-
Cash Equivalent MBIA	-	-	-	-
Cash Equivalent DWS	-	-	-	-
Cash Equivalent - Wells Fargo	-	-	-	-
Cash Equivalent Deferred Revenue	-	-	-	-
Certificate of Deposit	-	-	-	-
Cash Other	-	-	-	-
Taxes Receivable	-	-	-	-
Accounts Receivable/Billings to Others	-	-	-	-
Accounts Receivable - EMS Billings	-	-	-	-
Due from Other Funds	-	-	-	-
Due from Others	-	-	-	-
Due from Other Governments	-	-	-	-
Prepaid Expenditures	-	-	-	-
Total Assets	8,517.25	40,503.35	96.52	-
Liabilities				
Accounts Payable	-	-	-	-
Retainage Payable	-	-	-	-
Due to Other Governments/State Agencies	-	-	-	-
Due to Other Funds	-	-	-	-
Due to Others	-	-	-	-
Payroll, Accrued Payroll and Employee Benefits Payable	-	-	-	-
Deferred Revenues	-	-	-	-
Agency Accounts Due to Others	-	-	-	-
Total Liabilities	-	-	-	-
Fund Balance Information				
Total Revenues-Fiscal Year to date	34,297.85	6,624.02	6,436.38	-
Total Expenses-Fiscal Year to date	(35,595.00)	(3,046.25)	(6,359.26)	(.00)
Excess (Deficit) of Revenues Over (Under) Expenditures	(1,297.15)	3,577.77	77.12	-
Other Sources (Uses) of Funds				
Transfers In From Other Funds	-	-	-	-
Transfers to Other Funds	(.00)	(.00)	(.00)	(.00)
Issue of Certificates of Obligation	-	-	-	-
Total Other Financing Sources (Uses)	-	-	-	-
Net Change in Fund Balance-Fiscal Year to Date	(1,297.15)	3,577.77	77.12	-
Fund Balance at Beginning of Year	9,814.40	36,925.58	19.40	-
Fund Balance End of Reporting Period	8,517.25	40,503.35	96.52	-
Total Liabilities and Fund Balance	\$ 8,517.25	\$ 40,503.35	\$ 96.52	\$ -



Posted as of August 12, 2020

	185 Healthy County Initiative	471,472.482 HGAC Grants	486,487.488 CDBG Grants	489 Fire ProtectionGrant
Assets				
Cash Disbursement Accounts	\$ 1,511.85	\$ -	\$ -	\$ -
Cash in Bank - Other than Disbursement Accounts	\$ -	\$ -	\$ -	\$ -
Cash Equivalent Texpool	17,864.79	-	-	-
Cash Equivalent MBIA	-	-	-	-
Cash Equivalent DWS	-	-	-	-
Cash Equivalent - Wells Fargo	-	-	-	-
Cash Equivalent Deferred Revenue	-	-	-	-
Certificate of Deposit	-	-	-	-
Cash Other	-	-	-	-
Taxes Receivable	-	-	-	-
Accounts Receivable/Billings to Others	-	-	-	-
Accounts Receivable - EMS Billings	-	-	-	-
Due from Other Funds	-	-	-	-
Due from Others	0.29	-	-	-
Due from Other Governments	-	-	-	-
Prepaid Expenditures	-	-	-	-
Total Assets	19,376.93	-	-	-
Liabilities				
Accounts Payable	-	-	-	-
Retainage Payable	-	-	-	-
Due to Other Governments/State Agencies	-	-	-	-
Due to Other Funds	-	-	-	-
Due to Others	-	-	-	-
Payroll, Accrued Payroll and Employee Benefits Payable	-	-	-	-
Deferred Revenues	-	-	-	-
Agency Accounts Due to Others	-	-	-	-
Total Liabilities	-	-	-	-
Fund Balance Information				
Total Revenues-Fiscal Year to date	1,413.39	-	-	-
Total Expenses-Fiscal Year to date	(25.00)	(.00)	(.00)	(.00)
Excess (Deficit) of Revenues Over (Under) Expenditures	1,388.39	-	-	-
Other Sources (Uses) of Funds				
Transfers In From Other Funds	-	-	-	-
Transfers to Other Funds	(.00)	(.00)	(.00)	(.00)
Issue of Certificates of Obligation	-	-	-	-
Total Other Financing Sources (Uses)	-	-	-	-
Net Change in Fund Balance-Fiscal Year to Date	1,388.39	-	-	-
Fund Balance at Beginning of Year	17,988.54	-	-	-
Fund Balance End of Reporting Period	19,376.93	-	-	-
Total Liabilities and Fund Balance	\$ 19,376.93	\$ -	\$ -	\$ -



Posted as of August 12, 2020

	481.483.484.473.474	485	601	640-648
	Other Grants	Homeland Security Grants	SPU Grants Allocations	Juvenile Probation
Assets				
Cash Disbursement Accounts	\$ 35,105.58	\$ -	\$ (381,770.52)	\$ 47,747.45
Cash in Bank - Other than Disbursement Accounts	\$ -	\$ -	\$ -	\$ -
Cash Equivalent Texpool	-	-	-	51,585.15
Cash Equivalent MBIA	-	-	-	-
Cash Equivalent DWS	-	-	-	-
Cash Equivalent - Wells Fargo	-	-	-	-
Cash Equivalent Deferred Revenue	-	-	-	-
Certificate of Deposit	-	-	-	-
Cash Other	-	-	-	-
Taxes Receivable	-	-	-	-
Accounts Receivable/Billings to Others	14,075.52	-	619,022.23	-
Accounts Receivable - EMS Billings	-	-	-	-
Due from Other Funds	-	-	-	-
Due from Others	-	-	624.69	-
Due from Other Governments	-	-	-	-
Prepaid Expenditures	-	-	-	-
Total Assets	49,181.10	-	237,876.40	99,332.60
Liabilities				
Accounts Payable	7,622.61	-	9,740.01	-
Retainage Payable	-	-	-	-
Due to Other Governments/State Agencies	-	-	228,162.70	-
Due to Other Funds	-	-	-	-
Due to Others	-	-	-	-
Payroll, Accrued Payroll and Employee Benefits Payable	-	-	(26.31)	-
Deferred Revenues	-	-	-	-
Agency Accounts Due to Others	-	-	-	-
Total Liabilities	7,622.61	-	237,876.40	-
Fund Balance Information				
Total Revenues-Fiscal Year to date	140,742.84	-	3,776,364.40	335,131.46
Total Expenses-Fiscal Year to date	(111,650.35)	(.00)	(3,776,364.40)	(333,588.83)
Excess (Deficit) of Revenues Over (Under) Expenditures	29,092.49	-	-	1,542.63
Other Sources (Uses) of Funds				
Transfers In From Other Funds	12,466.00	-	-	-
Transfers to Other Funds	(.00)	(.00)	(.00)	(.00)
Issue of Certificates of Obligation	-	-	-	-
Total Other Financing Sources (Uses)	12,466.00	-	-	-
Net Change in Fund Balance-Fiscal Year to Date	41,558.49	-	-	1,542.63
Fund Balance at Beginning of Year	-	-	-	97,789.97
Fund Balance End of Reporting Period	41,558.49	-	-	99,332.60
Total Liabilities and Fund Balance	\$ 49,181.10	\$ -	\$ 237,876.40	\$ 99,332.60



Posted as of August 12, 2020

	701 Retiree Health Insurance Fund	Subtotal County Funds	616-618 Adult Probation	801 Sheriff Commissary
Assets				
Cash Disbursement Accounts	\$ -	\$ 3,252,449.71	\$ 236,107.26	\$ 40,664.00
Cash in Bank - Other than Disbursement Accounts	\$ -	\$ 82,197.99	\$ 30.00	\$ -
Cash Equivalent Texpool	422,343.46	\$ 16,830,014.40	34,054.48	62,371.92
Cash Equivalent MBIA	1,203,754.48	\$ 3,435,667.03	115,467.70	-
Cash Equivalent DWS	-	-	-	-
Cash Equivalent - Wells Fargo	-	\$ 6,374,752.41	-	-
Cash Equivalent Deferred Revenue	-	-	-	-
Certificate of Deposit	-	-	-	-
Cash Other	-	-	-	-
Taxes Receivable	-	\$ 1,165,369.87	-	-
Accounts Receivable/Billings to Others	-	\$ 645,776.15	-	-
Accounts Receivable - EMS Billings	-	\$ 357,050.55	-	-
Due from Other Funds	-	-	-	-
Due from Others	-	\$ 74,388.27	1.50	-
Due from Other Governments	-	\$ 765,735.78	-	-
Prepaid Expenditures	-	\$ 39,984.00	-	-
Total Assets	1,626,097.94	33,023,386.16	385,660.94	103,035.92
Liabilities				
Accounts Payable	-	\$ 1,194,570.77	3,411.98	-
Retainage Payable	-	-	-	-
Due to Other Governments/State Agencies	-	\$ 355,477.15	-	-
Due to Other Funds	-	-	-	-
Due to Others	-	\$ 264,371.90	-	-
Payroll, Accrued Payroll and Employee Benefits Payable	-	\$ 1,464,837.80	-	-
Deferred Revenues	-	\$ 1,044,372.87	-	-
Agency Accounts Due to Others	-	-	-	-
Total Liabilities	-	4,323,630.49	3,411.98	-
Fund Balance Information				
Total Revenues-Fiscal Year to date	17,043.46	\$ 36,443,733.14	1,277,188.12	43,570.14
Total Expenses-Fiscal Year to date	(.00)	\$ 27,957,492.20	(1,186,776.13)	(24,793.98)
Excess (Deficit) of Revenues Over (Under) Expenditures	17,043.46	8,486,240.94	90,411.99	18,776.16
Other Sources (Uses) of Funds				
Transfers In From Other Funds	-	\$ 2,503,372.00	-	-
Transfers to Other Funds	(.00)	\$ 2,503,372.00	(.00)	(.00)
Issue of Certificates of Obligation	-	-	-	-
Total Other Financing Sources (Uses)	-	-	-	-
Net Change in Fund Balance-Fiscal Year to Date	17,043.46	8,486,240.94	90,411.99	18,776.16
Fund Balance at Beginning of Year	1,609,054.48	\$ 20,213,514.73	291,836.97	84,259.76
Fund Balance End of Reporting Period	1,626,097.94	28,699,755.67	382,248.96	103,035.92
Total Liabilities and Fund Balance	\$ 1,626,097.94	\$ 33,023,386.16	\$ 385,660.94	\$ 103,035.92



Posted as of August 12, 2020

	802 Central Dispatch	810 LEOSE Training	CERTZ	Total All Funds
Assets				
Cash Disbursement Accounts	\$ 209,897.84	\$ 48,495.02	\$ 362.36	\$ 3,787,976.19
Cash in Bank - Other than Disbursement Accounts	\$ -	\$ -	\$ -	\$ 82,227.99
Cash Equivalent Texpool	856,559.68	-	-	17,783,000.48
Cash Equivalent MBIA	-	-	-	3,551,134.73
Cash Equivalent DWS	-	-	-	-
Cash Equivalent - Wells Fargo	-	-	-	6,374,752.41
Cash Equivalent Deferred Revenue	-	-	\$ -	-
Certificate of Deposit	-	-	\$ -	-
Cash Other	-	-	\$ -	-
Taxes Receivable	-	-	\$ -	1,165,369.87
Accounts Receivable/Billings to Others	284.00	-	\$ -	646,060.15
Accounts Receivable - EMS Billings	-	-	\$ -	357,050.55
Due from Other Funds	-	-	\$ -	-
Due from Others	3.30	-	\$ -	74,393.07
Due from Other Governments	-	-	\$ -	765,735.78
Prepaid Expenditures	-	-	\$ -	39,984.00
Total Assets	1,066,744.82	48,495.02	362.36	34,627,685.22
Liabilities				
Accounts Payable	10,161.39	-	\$ -	1,208,144.14
Retainage Payable	-	-	\$ -	-
Due to Other Governments/State Agencies	-	-	\$ -	355,477.15
Due to Other Funds	-	-	\$ -	-
Due to Others	-	-	362.36	264,734.26
Payroll, Accrued Payroll and Employee Benefits Payable	-	-	\$ -	1,464,837.80
Deferred Revenues	-	-	\$ -	1,044,372.87
Agency Accounts Due to Others	-	48,495.02	\$ -	48,495.02
Total Liabilities	10,161.39	48,495.02	362.36	4,386,061.24
Fund Balance Information				
Total Revenues-Fiscal Year to date	1,108,387.19	-	\$ -	38,872,878.59
Total Expenses-Fiscal Year to date	(986,335.65)	(.00)	(.00)	\$ 30,155,397.96
Excess (Deficit) of Revenues Over (Under) Expenditures	122,051.54	-	\$ -	8,717,480.63
Other Sources (Uses) of Funds				
Transfers In From Other Funds	-	-	\$ -	2,503,372.00
Transfers to Other Funds	(.00)	(.00)	(.00)	2,503,372.00
Issue of Certificates of Obligation	-	-	\$ -	-
Total Other Financing Sources (Uses)	-	-	-	-
Net Change in Fund Balance-Fiscal Year to Date	122,051.54	-	\$ -	8,717,480.63
Fund Balance at Beginning of Year	934,531.89	-	\$ -	21,524,143.35
Fund Balance End of Reporting Period	1,056,583.43	-	-	30,241,623.98
Total Liabilities and Fund Balance	\$ 1,066,744.82	\$ 48,495.02	\$ 362.36	\$ 34,627,685.22



Sales Tax Revenue Comparison by Fiscal Year

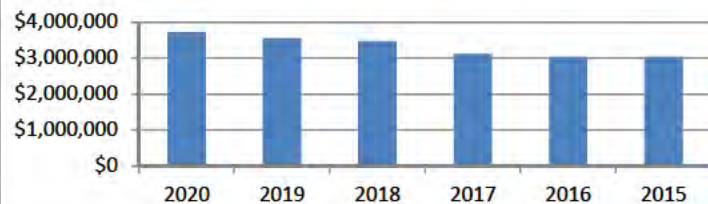
		Fiscal Year 2020	Fiscal Year 2019	Fiscal Year 2018	Fiscal Year 2017	Fiscal Year 2016	Fiscal Year 2015
October	-8.76%	\$ 309,760.99	\$ 339,514.51	\$ 272,435.23	\$ 268,811.19	\$ 262,354.94	\$ 253,167.55
November	18.32%	\$ 432,570.77	\$ 365,595.48	\$ 376,237.61	\$ 312,520.28	\$ 326,826.24	\$ 316,435.12
December	-12.85%	\$ 282,270.19	\$ 323,873.04	\$ 285,192.78	\$ 255,783.91	\$ 263,136.19	\$ 259,644.36
January	12.92%	\$ 297,832.83	\$ 263,748.83	\$ 290,351.62	\$ 260,836.98	\$ 241,366.28	\$ 246,946.98
February	8.89%	\$ 410,854.29	\$ 377,316.70	\$ 348,471.45	\$ 341,812.29	\$ 338,929.82	\$ 338,684.20
March	13.39%	\$ 353,527.33	\$ 311,788.03	\$ 297,957.34	\$ 253,149.95	\$ 250,826.50	\$ 236,763.15
April	-11.00%	\$ 263,551.31	\$ 296,140.87	\$ 251,318.62	\$ 236,622.06	\$ 232,747.89	\$ 253,183.90
May	0.51%	\$ 357,514.78	\$ 355,687.53	\$ 359,613.96	\$ 327,878.93	\$ 317,152.54	\$ 308,855.62
June	1.64%	\$ 307,406.08	\$ 302,439.53	\$ 299,690.96	\$ 282,842.31	\$ 252,423.35	\$ 269,427.56
July	12.94%	\$ 322,571.05	\$ 285,622.64	\$ 336,926.85	\$ 270,157.12	\$ 233,657.18	\$ 240,528.43
August	16.12%	\$ 393,734.55	\$ 339,087.66	\$ 352,584.14	\$ 316,882.51	\$ 303,796.87	\$ 300,050.15
September		\$ -	\$ 330,366.78	\$ 296,901.19	\$ 279,531.61	\$ 245,944.74	\$ 250,698.81
		\$ 3,731,594.17	\$ 3,891,181.60	\$ 3,767,681.75	\$ 3,406,829.14	\$ 3,269,162.54	\$ 3,274,385.83
One-timePayment				\$ 230,654.85			
				\$ 3,998,336.60			

This time last year \$3,560,814.82
% Change 4.80%

Sales Tax Rate for Walker County is	0.5%
State Sales Tax Rate is	6.25%
<u>Municipalities Within Walker County</u>	
City of Huntsville Sales Tax Rate	1.5%
City of New Waverly Sales Tax Rate	1.5%
City of Riverside Sales Tax Rate	1.5%

Fiscal Year to Date	\$ 3,731,594.17	\$ 3,560,814.82	\$ 3,470,780.56	\$ 3,127,297.53	\$ 3,023,217.80	\$ 3,023,687.02
Budgeted this Fiscal Year	\$ 3,875,000.00					
Pct Received This FY	96.3%					

**Sales Tax Comparison Fiscal Year to Date As
of August**
For the Fiscal Calendar Year Ending September 30, 2020





Weigh Station Revenue Comparison by Fiscal Year

Comparison Numbers Based on Revenues Retained by Walker County after submission of fines paid to State

	Total 2019-2020	Pd to State	Fiscal Year 2019-2020	Fiscal Year 2018-2019	Fiscal Year 2017-2018	Fiscal Year 2016-2017	Fiscal Year 2015-2016	Fiscal Year 2014-2015	Fiscal Year 2013-2014
October	\$ 31,020.60	\$ (7,419.00)	\$ 23,601.60	\$ 45,179.10	\$ 16,978.20	\$ 32,892.75	\$ 32,850.80	\$ 21,396.95	\$ 37,594.60
November	\$ 11,558.00	\$ (1,798.50)	\$ 9,759.50	\$ 17,677.95	\$ 16,603.70	\$ 23,177.65	\$ 26,687.30	\$ 32,563.40	\$ 33,848.08
December	\$ 18,333.00	\$ (3,084.90)	\$ 15,248.10	\$ 26,932.10	\$ 12,130.30	\$ 18,201.90	\$ 20,807.90	\$ 27,992.90	\$ 48,760.60
January	\$ 19,518.85	\$ (4,577.50)	\$ 14,941.35	\$ 23,035.20	\$ 17,600.90	\$ 31,483.40	\$ 16,647.40	\$ 17,248.40	\$ 22,621.10
February	\$ 12,635.00	\$ (644.00)	\$ 11,991.00	\$ 26,752.90	\$ 8,475.90	\$ 25,404.45	\$ 17,151.90	\$ 29,388.60	\$ 27,875.72
March	\$ 12,529.00	\$ (1,098.00)	\$ 11,431.00	\$ 29,424.12	\$ 28,972.05	\$ 33,279.62	\$ 23,128.60	\$ 23,588.37	\$ 35,154.30
April	\$ 7,262.00	\$ (534.00)	\$ 6,728.00	\$ 30,934.90	\$ 45,791.50	\$ 22,813.40	\$ 26,739.40	\$ 28,014.00	\$ 35,599.40
May	\$ 7,534.70	\$ (1,403.00)	\$ 6,131.70	\$ 18,350.50	\$ 54,074.80	\$ 27,470.20	\$ 21,976.70	\$ 31,317.86	\$ 30,796.10
June	\$ 7,388.85	\$ (1,287.50)	\$ 6,101.35	\$ 18,272.90	\$ 42,187.90	\$ 17,592.50	\$ 29,828.30	\$ 24,590.39	\$ 31,821.30
July	\$ 4,198.00	\$ (341.00)	\$ 3,857.00	\$ 18,109.90	\$ 56,237.20	\$ 22,612.15	\$ 19,687.35	\$ 23,584.04	\$ 34,821.30
August	\$ -	\$ -	\$ -	\$ 13,131.10	\$ 58,404.20	\$ 17,220.00	\$ 25,471.95	\$ 32,080.05	\$ 36,615.70
September	\$ -	\$ -	\$ -	\$ 18,541.95	\$ 41,298.80	\$ 22,472.15	\$ 20,133.90	\$ 25,131.54	\$ 28,502.80
	\$131,978.00	\$ (22,187.40)	\$ 109,790.60	\$286,342.62	\$398,755.45	\$294,620.17	\$281,111.50	\$316,896.50	\$404,011.00

Allocated to Weigh Station Improv. \$ -

Allocated to Road and Bridge \$ 109,790.60

This time last year

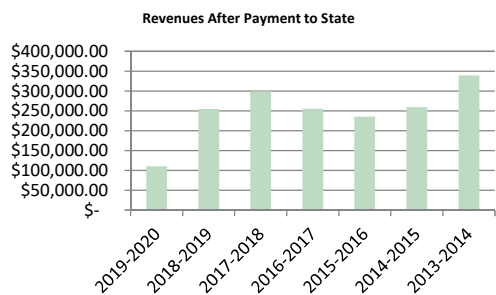
\$254,669.57

% Change

-56.90%

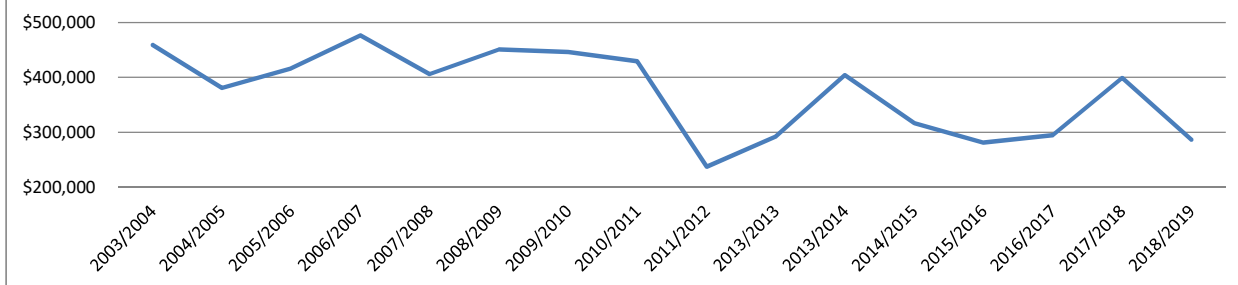
Fiscal Year to Date \$131,978.00 \$ (22,187.40) \$ 109,790.60 \$254,669.57 \$299,052.45 \$254,928.02 \$235,505.65 \$259,684.91 \$338,892.50

Revenue Comparison Thru July



Revenue Trend

Revenues After Payment to State
Fiscal Year 2003 to Fiscal Year 2019



Budget for FY 19/20

	From Tax rate	County Road and Bridge Operations	Weigh Station Request for Part- Time Person
Justice of Peace Pct 4	\$ 53,356.00	\$ -	\$ -
Weigh Station Utilities/Services	\$ 35,187.00	\$ -	\$ -
Weigh Station Personnel	\$ -	\$ -	\$ 19,926.00
Road and Bridge Operations	\$ -	\$ 280,000.00	\$ -
	\$ 88,543.00	\$ 280,000.00	\$ 19,926.00



Walker County Budget vs Actual Report
As of the Month Ended June 30, 2020 Posted as of August 11, 2020
Year to Date for the Fiscal Year Ending September 30, 2020

Page 1 of 22

8/12/2020 9:11:55 AM

Account		Original Budget	Revised Budget	Actual	Encumbrance	Remaining	Pct
101 - General Fund - 11101 - Revenues-General Fund							
Revenues							
101.40110.11101	Current Ad Valorem Taxes	(15,817,761)	(15,817,761)	(15,583,340.78)	0.00	(234,420.22)	98.52 %
101.40120.11101	Delinquent Ad Valorem Taxes	(380,000)	(380,000)	(304,140.80)	0.00	(75,859.20)	80.04 %
101.40130.11101	Penalties and Interest-Ad Valorem Taxes	(275,000)	(275,000)	(212,283.68)	0.00	(62,716.32)	77.19 %
101.40400.11101	Sales Tax	(3,875,000)	(3,875,000)	(3,015,288.57)	0.00	(859,711.43)	77.81 %
101.40500.11101	Payment In Lieu of Taxes	(28,600)	(28,600)	(39,342.46)	0.00	10,742.46	137.56 %
101.40501.11101	Property Taxes-Other(VIT)	0	0	(20,703.24)	0.00	20,703.24	
101.40510.11101	Mixed Beverage Tax	(103,000)	(103,000)	(80,637.74)	0.00	(22,362.26)	78.29 %
101.42410.11101	Intergovernmental Funds	(148,054)	(148,054)	(146,600.00)	0.00	(1,454.00)	99.02 %
101.42710.11101	Disaster Relief Funds	0	0	(664.59)	0.00	664.59	
101.43010.11101	Fees of Office/Charges for Service	(55,000)	(55,000)	(59,544.36)	0.00	4,544.36	108.26 %
101.48110.11101	Other Revenue	(25,000)	(25,000)	(14,924.68)	0.00	(10,075.32)	59.70 %
101.48200.11101	Insurance Refunds/Credits	0	0	(24,777.35)	0.00	24,777.35	
	Revenues Total	(20,707,415)	(20,707,415)	(19,502,248.25)	0.00	(1,205,166.75)	94.18 %

101 - General Fund - 15010 - County Judge

Revenues							
101.42010.15010	State Funds	(30,240)	(30,240)	(21,210.60)	0.00	(9,029.40)	70.14 %
	Revenues Total	(30,240)	(30,240)	(21,210.60)	0.00	(9,029.40)	70.14 %

101 - General Fund - 15020 - County Judge - IT Operations

Revenues							
101.43010.15020	Fees of Office/Charges for Service	(12,000)	(12,000)	(12,000.00)	0.00	0.00	100.00 %
	Revenues Total	(12,000)	(12,000)	(12,000.00)	0.00	0.00	100.00 %

101 - General Fund - 15050 - County Clerk

Revenues							
101.43010.15050	Fees of Office/Charges for Service	(360,000)	(360,000)	(271,155.29)	0.00	(88,844.71)	75.32 %
101.43599.15050	Cash Short and Over	0	0	40.16	0.00	(40.16)	
101.43700.15050	Supplemental Guardianship Fees	0	0	(3,180.00)	0.00	3,180.00	
101.47040.15050	TimePmt10%-Court Improvement	(200)	(200)	(149.83)	0.00	(50.17)	74.92 %
101.48110.15050	Other Revenue	0	0	(9,157.50)	0.00	9,157.50	
	Revenues Total	(360,200)	(360,200)	(283,602.46)	0.00	(76,597.54)	78.73 %

101 - General Fund - 16010 - Voter Registration

Revenues



Walker County Budget vs Actual Report
As of the Month Ended June 30, 2020 Posted as of August 11, 2020
Year to Date for the Fiscal Year Ending September 30, 2020

Page 2 of 22

8/12/2020 9:11:55 AM

Account		Original Budget	Revised Budget	Actual	Encumbrance	Remaining	Pct
101.43010.16010	Fees of Office/Charges for Service	(700)	(700)	(35.60)	0.00	(664.40)	5.09 %
	Revenues Total	(700)	(700)	(35.60)	0.00	(664.40)	5.09 %

101 - General Fund - 16020 - Elections

Revenues							
101.42410.16020	Intergovernmental Funds	(30,000)	(30,000)	(18,764.61)	0.00	(11,235.39)	62.55 %
	Revenues Total	(30,000)	(30,000)	(18,764.61)	0.00	(11,235.39)	62.55 %

101 - General Fund - 17010 - County Facilities

Revenues							
101.43010.17010	Fees of Office/Charges for Service	(2,500)	(2,500)	0.00	0.00	(2,500.00)	0.00 %
101.46040.17010	WCHA Utilities Reimbursement	(6,000)	(6,000)	(4,500.00)	0.00	(1,500.00)	75.00 %
	Revenues Total	(8,500)	(8,500)	(4,500.00)	0.00	(4,000.00)	52.94 %

101 - General Fund - 17020 - Facilities-Justice Center Municipal Allocation

Revenues							
101.42410.17020	Intergovernmental Funds	(10,983)	(10,983)	(1,749.81)	0.00	(9,233.19)	15.93 %
	Revenues Total	(10,983)	(10,983)	(1,749.81)	0.00	(9,233.19)	15.93 %

101 - General Fund - 19010 - Centralized Costs

Revenues							
101.48110.19010	Other Revenue	0	0	(1.00)	0.00	1.00	
	Revenues Total	0	0	(1.00)	0.00	1.00	

101 - General Fund - 20010 - County Auditor

Revenues							
101.43010.20010	Fees of Office/Charges for Service	(42,152)	(42,152)	(41,010.72)	0.00	(1,141.28)	97.29 %
	Revenues Total	(42,152)	(42,152)	(41,010.72)	0.00	(1,141.28)	97.29 %

101 - General Fund - 20020 - County Treasurer

Revenues							
101.48010.20020	Interest	(300,000)	(300,000)	(140,754.25)	0.00	(159,245.75)	46.92 %
101.48110.20020	Other Revenue	0	0	(290.25)	0.00	290.25	
	Revenues Total	(300,000)	(300,000)	(141,044.50)	0.00	(158,955.50)	47.01 %



Walker County Budget vs Actual Report
As of the Month Ended June 30, 2020 Posted as of August 11, 2020
Year to Date for the Fiscal Year Ending September 30, 2020

Page 3 of 22

8/12/2020 9:11:55 AM

Account		Original Budget	Revised Budget	Actual	Encumbrance	Remaining	Pct
101 - General Fund - 20030 - County Treasurer - Collections							
Revenues							
101.43010.20030	Fees of Office/Charges for Service	(5,800)	(5,800)	(2,620.08)	0.00	(3,179.92)	45.17 %
	Revenues Total	(5,800)	(5,800)	(2,620.08)	0.00	(3,179.92)	45.17 %

101 - General Fund - 21010 - Vehicle Registration

Revenues							
101.40510.21010	Mixed Beverage Tax	(12,000)	(12,000)	(10,424.00)	0.00	(1,576.00)	86.87 %
101.43010.21010	Fees of Office/Charges for Service	(500)	(500)	(476.89)	0.00	(23.11)	95.38 %
101.44100.21010	Vehicle Registration Commissions	(635,000)	(635,000)	(743,310.09)	0.00	108,310.09	117.06 %
101.44210.21010	Certificates of Title	(65,000)	(65,000)	(49,260.00)	0.00	(15,740.00)	75.78 %
	Revenues Total	(712,500)	(712,500)	(803,470.98)	0.00	90,970.98	112.77 %

101 - General Fund - 30010 - Courts-Central Costs

Revenues							
101.42010.30010	State Funds	(12,000)	(12,000)	(18,802.00)	0.00	6,802.00	156.68 %
101.42030.30010	State Funds-Indigent Defense	(60,904)	(60,904)	(40,656.75)	0.00	(20,247.25)	66.76 %
101.43740.30010	Bond Fees-General Fund	(500)	(500)	(500.00)	0.00	0.00	100.00 %
101.47041.30010	JudicialSupportFee .60 District Courts	(100)	(100)	(74.62)	0.00	(25.38)	74.62 %
101.47042.30010	JudicialSupportFee .60 Court at Law	(50)	(50)	(16.64)	0.00	(33.36)	33.28 %
101.47050.30010	JudicialSupportFee .60 Justice Courts	(3,300)	(3,300)	(1,293.95)	0.00	(2,006.05)	39.21 %
	Revenues Total	(76,854)	(76,854)	(61,343.96)	0.00	(15,510.04)	79.82 %

101 - General Fund - 30020 - County Court at Law

Revenues							
101.42010.30020	State Funds	(84,000)	(84,000)	(63,000.00)	0.00	(21,000.00)	75.00 %
101.43010.30020	Fees of Office/Charges for Service	(33,000)	(33,000)	(18,875.72)	0.00	(14,124.28)	57.20 %
101.47020.30020	Court Costs	(8,000)	(8,000)	(6,090.73)	0.00	(1,909.27)	76.13 %
101.47030.30020	Court Costs - Attorney Fees	(21,000)	(21,000)	(13,836.76)	0.00	(7,163.24)	65.89 %
101.47040.30020	TimePmt10%-Court Improvement	(320)	(320)	(286.60)	0.00	(33.40)	89.56 %
101.47800.30020	Bond Forfeitures	0	0	(33,594.00)	0.00	33,594.00	
	Revenues Total	(146,320)	(146,320)	(135,683.81)	0.00	(10,636.19)	92.73 %

101 - General Fund - 30030 - 12th Judicial District Court

Revenues							
101.42410.30030	Intergovernmental Funds	(56,000)	(56,000)	(26,396.95)	0.00	(29,603.05)	47.14 %
101.43010.30030	Fees of Office/Charges for Service	(1,400)	(1,400)	(1,454.64)	0.00	54.64	103.90 %
101.47020.30030	Court Costs	(2,100)	(2,100)	(1,707.09)	0.00	(392.91)	81.29 %



Walker County Budget vs Actual Report
As of the Month Ended June 30, 2020 Posted as of August 11, 2020
Year to Date for the Fiscal Year Ending September 30, 2020

Page 4 of 22

8/12/2020 9:11:55 AM

Account		Original Budget	Revised Budget	Actual	Encumbrance	Remaining	Pct
101.47030.30030	Court Costs - Attorney Fees	(9,000)	(9,000)	(7,779.62)	0.00	(1,220.38)	86.44 %
101.47040.30030	TimePmt10%-Court Improvement	(75)	(75)	(165.04)	0.00	90.04	220.05 %
101.47800.30030	Bond Forfeitures	0	0	(1,500.00)	0.00	1,500.00	
	Revenues Total	(68,575)	(68,575)	(39,003.34)	0.00	(29,571.66)	56.88 %

101 - General Fund - 30040 - 278th Judicial District Court

Revenues							
101.42410.30040	Intergovernmental Funds	(35,000)	(35,000)	(21,139.40)	0.00	(13,860.60)	60.40 %
101.43010.30040	Fees of Office/Charges for Service	(1,500)	(1,500)	(1,101.08)	0.00	(398.92)	73.41 %
101.47020.30040	Court Costs	(2,000)	(2,000)	(1,491.09)	0.00	(508.91)	74.55 %
101.47030.30040	Court Costs - Attorney Fees	(8,000)	(8,000)	(8,944.61)	0.00	944.61	111.81 %
101.47040.30040	TimePmt10%-Court Improvement	(15)	(15)	(77.65)	0.00	62.65	517.67 %
	Revenues Total	(46,515)	(46,515)	(32,753.83)	0.00	(13,761.17)	70.42 %

101 - General Fund - 31010 - District Clerk

Revenues							
101.43010.31010	Fees of Office/Charges for Service	(110,000)	(110,000)	(70,761.01)	0.00	(39,238.99)	64.33 %
101.43710.31010	Family Protection Fee	0	0	(2,025.00)	0.00	2,025.00	
101.47040.31010	TimePmt10%-Court Improvement	(125)	(125)	(92.06)	0.00	(32.94)	73.65 %
	Revenues Total	(110,125)	(110,125)	(72,878.07)	0.00	(37,246.93)	66.18 %

101 - General Fund - 32010 - Criminal District Attorney

Revenues							
101.42020.32010	State Longevity Pay	(5,300)	(5,300)	(4,094.94)	0.00	(1,205.06)	77.26 %
101.43040.32010	CDA Prosecutor Local Court Costs	0	0	(555.75)	0.00	555.75	
101.48110.32010	Other Revenue	0	0	(10.00)	0.00	10.00	
	Revenues Total	(5,300)	(5,300)	(4,660.69)	0.00	(639.31)	87.94 %

101 - General Fund - 33010 - Justice of Peace Precinct 1

Revenues							
101.43010.33010	Fees of Office/Charges for Service	(70,000)	(70,000)	(52,680.24)	0.00	(17,319.76)	75.26 %
101.43599.33010	Cash Short and Over	0	0	(30.00)	0.00	30.00	
101.47040.33010	TimePmt10%-Court Improvement	(620)	(620)	(1,127.82)	0.00	507.82	181.91 %
101.47050.33010	JudicialSupportFee .60 Justice Courts	0	0	(0.60)	0.00	0.60	
	Revenues Total	(70,620)	(70,620)	(53,838.66)	0.00	(16,781.34)	76.24 %

101 - General Fund - 33020 - Justice of Peace Precinct 2



Walker County Budget vs Actual Report
As of the Month Ended June 30, 2020 Posted as of August 11, 2020
Year to Date for the Fiscal Year Ending September 30, 2020

Page 5 of 22

8/12/2020 9:11:55 AM

Account		Original Budget	Revised Budget	Actual	Encumbrance	Remaining	Pct
Revenues							
101.43010.33020	Fees of Office/Charges for Service	(21,000)	(21,000)	(11,920.18)	0.00	(9,079.82)	56.76 %
101.47040.33020	TimePmt10%-Court Improvement	(150)	(150)	(184.97)	0.00	34.97	123.31 %
	Revenues Total	(21,150)	(21,150)	(12,105.15)	0.00	(9,044.85)	57.23 %

101 - General Fund - 33030 - Justice of Peace Precinct 3

Revenues							
101.43010.33030	Fees of Office/Charges for Service	(16,000)	(16,000)	(13,379.24)	0.00	(2,620.76)	83.62 %
101.43599.33030	Cash Short and Over	0	0	(5.00)	0.00	5.00	
101.47040.33030	TimePmt10%-Court Improvement	(150)	(150)	(259.75)	0.00	109.75	173.17 %
	Revenues Total	(16,150)	(16,150)	(13,643.99)	0.00	(2,506.01)	84.48 %

101 - General Fund - 33040 - Justice of Peace Precinct 4

Revenues							
101.43010.33040	Fees of Office/Charges for Service	(80,000)	(80,000)	(45,882.65)	0.00	(34,117.35)	57.35 %
101.47040.33040	TimePmt10%-Court Improvement	(450)	(450)	(500.15)	0.00	50.15	111.14 %
	Revenues Total	(80,450)	(80,450)	(46,382.80)	0.00	(34,067.20)	57.65 %

101 - General Fund - 36010 - Juvenile Probation Support - General Fund

Revenues							
101.43750.36010	Probation Fees - General Fund	(3,800)	(3,800)	(5,733.72)	0.00	1,933.72	150.89 %
101.43751.36010	Juvenile Restitution Monies	0	0	31.00	0.00	(31.00)	
	Revenues Total	(3,800)	(3,800)	(5,702.72)	0.00	1,902.72	150.07 %

101 - General Fund - 41010 - Sheriff

Revenues							
101.42620.41010	Federal Funds	0	0	(25,049.49)	0.00	25,049.49	
101.42622.41010	Federal Funds - HIDTA	0	0	(13,575.22)	0.00	13,575.22	
101.42624.41010	Federal Funds - FBI	0	0	(876.67)	0.00	876.67	
101.42626.41010	COVID	0	(58,008)	0.00	0.00	(58,008.00)	0.00 %
101.43010.41010	Fees of Office/Charges for Service	(2,000)	(2,000)	(5,454.31)	0.00	3,454.31	272.72 %
101.43050.41010	Copies	0	0	(119.60)	0.00	119.60	
101.43740.41010	Bond Fees-General Fund	(1,900)	(1,900)	(2,044.50)	0.00	144.50	107.61 %
101.48110.41010	Other Revenue	0	(4,103)	(5,724.39)	0.00	1,621.39	139.52 %
101.48200.41010	Insurance Refunds/Credits	0	0	(1,402.09)	0.00	1,402.09	
	Revenues Total	(3,900)	(66,011)	(54,246.27)	0.00	(11,764.73)	82.18 %



Walker County Budget vs Actual Report
As of the Month Ended June 30, 2020 Posted as of August 11, 2020
Year to Date for the Fiscal Year Ending September 30, 2020

Page 6 of 22

8/12/2020 9:11:55 AM

Account		Original Budget	Revised Budget	Actual	Encumbrance	Remaining	Pct
101 - General Fund - 41030 - Sheriff Estray							
Revenues							
101.43010.41030	Fees of Office/Charges for Service	(700)	(700)	(1,226.53)	0.00	526.53	175.22 %
	Revenues Total	(700)	(700)	(1,226.53)	0.00	526.53	175.22 %
101 - General Fund - 44001 - Constables Central							
Revenues							
101.43020.44001	Serving Papers	(175,000)	(175,000)	(100,118.68)	0.00	(74,881.32)	57.21 %
	Revenues Total	(175,000)	(175,000)	(100,118.68)	0.00	(74,881.32)	57.21 %
101 - General Fund - 44010 - Constable Precinct 1							
Revenues							
101.43010.44010	Fees of Office/Charges for Service	0	0	(13,033.25)	0.00	13,033.25	
101.43020.44010	Serving Papers	0	0	(1,100.00)	0.00	1,100.00	
	Revenues Total	0	0	(14,133.25)	0.00	14,133.25	
101 - General Fund - 44020 - Constable Precinct 2							
Revenues							
101.43010.44020	Fees of Office/Charges for Service	0	0	(5.00)	0.00	5.00	
101.43020.44020	Serving Papers	0	0	(200.00)	0.00	200.00	
	Revenues Total	0	0	(205.00)	0.00	205.00	
101 - General Fund - 44030 - Constable Precinct 3							
Revenues							
101.43020.44030	Serving Papers	0	0	(700.00)	0.00	700.00	
	Revenues Total	0	0	(700.00)	0.00	700.00	
101 - General Fund - 44040 - Constable Precinct 4							
Revenues							
101.43010.44040	Fees of Office/Charges for Service	0	0	(32,774.23)	0.00	32,774.23	
101.43020.44040	Serving Papers	0	0	(545.00)	0.00	545.00	
	Revenues Total	0	0	(33,319.23)	0.00	33,319.23	
101 - General Fund - 46010 - Emergency Operations							
Revenues							
101.46020.46010	Rent of Shelter	(2,000)	(2,000)	0.00	0.00	(2,000.00)	0.00 %



Walker County Budget vs Actual Report
As of the Month Ended June 30, 2020 Posted as of August 11, 2020
Year to Date for the Fiscal Year Ending September 30, 2020

Page 7 of 22

8/12/2020 9:11:55 AM

Account		Original Budget	Revised Budget	Actual	Encumbrance	Remaining	Pct
101.48110.46010	Other Revenue	0	0	(17.40)	0.00	17.40	
	Revenues Total	(2,000)	(2,000)	(17.40)	0.00	(1,982.60)	0.87 %

101 - General Fund - 50010 - County Jail

Revenues							
101.42010.50010	State Funds	0	0	(90.00)	0.00	90.00	
101.42470.50010	Inmate Housing-Other Counties	(40,000)	(40,000)	(65,949.00)	0.00	25,949.00	164.87 %
101.42620.50010	Federal Funds	0	0	(20,523.36)	0.00	20,523.36	
101.43060.50010	Coin Phones	(100,000)	(100,000)	(104,967.00)	0.00	4,967.00	104.97 %
101.48110.50010	Other Revenue	0	0	(26.00)	0.00	26.00	
	Revenues Total	(140,000)	(140,000)	(191,555.36)	0.00	51,555.36	136.83 %

101 - General Fund - 50020 - County Jail Inmate Medical Cost Center

Revenues							
101.43400.50020	Charges to Hospital District	(64,000)	(64,000)	(52,065.00)	0.00	(11,935.00)	81.35 %
101.43410.50020	In-Clinic Doctor Visits	(4,000)	(4,000)	(12,540.00)	0.00	8,540.00	313.50 %
	Revenues Total	(68,000)	(68,000)	(64,605.00)	0.00	(3,395.00)	95.01 %

101 - General Fund - 50110 - Adult Probation Support- General Fund

Revenues							
101.43010.50110	Fees of Office/Charges for Service	0	(1,766)	(7,180.25)	0.00	5,414.25	406.58 %
	Revenues Total	0	(1,766)	(7,180.25)	0.00	5,414.25	406.58 %

101 - General Fund - 61020 - Planning and Development

Revenues							
101.41020.61020	Licenses and Permits	(236,000)	(236,000)	(246,108.22)	0.00	10,108.22	104.28 %
101.41030.61020	OSSF Fees	(54,000)	(54,000)	(41,805.00)	0.00	(12,195.00)	77.42 %
101.43010.61020	Fees of Office/Charges for Service	0	0	(55.00)	0.00	55.00	
101.43599.61020	Cash Short and Over	0	0	(0.01)	0.00	0.01	
	Revenues Total	(290,000)	(290,000)	(287,968.23)	0.00	(2,031.77)	99.30 %

101 - General Fund - 61050 - Litter Control - General Fund

Revenues							
101.48110.61050	Other Revenue	0	0	(102.40)	0.00	102.40	
	Revenues Total	0	0	(102.40)	0.00	102.40	



Walker County Budget vs Actual Report
As of the Month Ended June 30, 2020 Posted as of August 11, 2020
Year to Date for the Fiscal Year Ending September 30, 2020

Page 8 of 22

8/12/2020 9:11:55 AM

Account		Original Budget	Revised Budget	Actual	Encumbrance	Remaining	Pct
101 - General Fund - 70010 - Historical Commission							
Revenues							
101.48110.70010	Other Revenue	0	0	(56.80)	0.00	56.80	
	Revenues Total	0	0	(56.80)	0.00	56.80	
Fund Totals							
		(23,545,949)	(23,609,826)	(22,065,690.03)	0.00	(1,544,135.97)	93.46 %
105 - General Projects Fund - 11105 - Revenues-General Projects Fund							
Revenues							
105.42710.11105	Disaster Relief Funds	0	(51,239)	(51,239.93)	0.00	0.93	100.00 %
105.48010.11105	Interest	(20,000)	(20,000)	(24,210.07)	0.00	4,210.07	121.05 %
105.49901.11105	Transfer from General Fund	(271,000)	(271,000)	(271,000.00)	0.00	0.00	100.00 %
	Revenues Total	(291,000)	(342,239)	(346,450.00)	0.00	4,211.00	101.23 %
Fund Totals							
		(291,000)	(342,239)	(346,450.00)	0.00	4,211.00	101.23 %
119 - Corona Virus Relief Fund - 19919 - Corona Virus Relief							
Revenues							
119.42919.19919	Corona Virus Relief Fund	0	0	(328,548.00)	0.00	328,548.00	
	Revenues Total	0	0	(328,548.00)	0.00	328,548.00	
Fund Totals							
		0	0	(328,548.00)	0.00	328,548.00	#Error
185 - Healthy County Initiative Fund - 11185 - Revenues-Healthy County Initiative							
Revenues							
185.48010.11185	Interest	(415)	(415)	(153.39)	0.00	(261.61)	36.96 %
185.48110.11185	Other Revenue	(1,000)	(1,000)	(1,260.00)	0.00	260.00	126.00 %
	Revenues Total	(1,415)	(1,415)	(1,413.39)	0.00	(1.61)	99.89 %
Fund Totals							
		(1,415)	(1,415)	(1,413.39)	0.00	(1.61)	99.89 %
192 - Debt Service Fund - 11192 - Revenues-Debt Service Fund							
Revenues							
192.40110.11192	Current Ad Valorem Taxes	(1,157,503)	(1,157,503)	(1,325,679.71)	0.00	168,176.71	114.53 %
192.40120.11192	Delinquent Ad Valorem Taxes	(30,000)	(30,000)	(23,052.50)	0.00	(6,947.50)	76.84 %
192.40130.11192	Penalties and Interest-Ad Valorem Taxes	(20,500)	(20,500)	(15,736.25)	0.00	(4,763.75)	76.76 %



Walker County Budget vs Actual Report
As of the Month Ended June 30, 2020 Posted as of August 11, 2020
Year to Date for the Fiscal Year Ending September 30, 2020

Page 9 of 22

8/12/2020 9:11:55 AM

Account		Original Budget	Revised Budget	Actual	Encumbrance	Remaining	Pct
192.48010.11192	Interest	(10,900)	(10,900)	(3,801.98)	0.00	(7,098.02)	34.88 %
	Revenues Total	(1,218,903)	(1,218,903)	(1,368,270.44)	0.00	149,367.44	112.25 %
Fund Totals		(1,218,903)	(1,218,903)	(1,368,270.44)	0.00	149,367.44	112.25 %

220 - Road and Bridge Fund - 11220 - Revenues-Road and Bridge Fund

Revenues							
220.40110.11220	Current Ad Valorem Taxes	(3,132,138)	(3,132,138)	(3,108,579.07)	0.00	(23,558.93)	99.25 %
220.42010.11220	State Funds	(103,765)	(103,765)	(110,827.73)	0.00	7,062.73	106.81 %
220.42630.11220	US Forest Service	(124,000)	(124,000)	(119,183.38)	0.00	(4,816.62)	96.12 %
220.44510.11220	Road and Bridge Fees	(505,000)	(505,000)	(367,490.00)	0.00	(137,510.00)	72.77 %
220.44610.11220	License Fee Registration	(360,000)	(360,000)	(360,000.00)	0.00	0.00	100.00 %
220.47601.11220	JP #1 Fines	(170,000)	(170,000)	(130,622.23)	0.00	(39,377.77)	76.84 %
220.47602.11220	JP #2 Fines	(50,000)	(50,000)	(30,032.34)	0.00	(19,967.66)	60.06 %
220.47603.11220	JP #3 Fines	(45,000)	(45,000)	(23,364.27)	0.00	(21,635.73)	51.92 %
220.47604.11220	JP #4 Fines	(60,000)	(60,000)	(49,839.37)	0.00	(10,160.63)	83.07 %
220.47606.11220	License and Weight Fines	(275,000)	(275,000)	(105,933.60)	0.00	(169,066.40)	38.52 %
220.47607.11220	License & Weight-WS	(35,000)	(35,000)	0.00	0.00	(35,000.00)	0.00 %
220.47610.11220	County Court at Law Fines	(140,000)	(140,000)	(64,138.95)	0.00	(75,861.05)	45.81 %
220.47622.11220	District Courts Fines	(120,000)	(120,000)	(73,943.12)	0.00	(46,056.88)	61.62 %
220.48010.11220	Interest	(30,000)	(30,000)	(25,132.99)	0.00	(4,867.01)	83.78 %
220.49901.11220	Transfer from General Fund	(600,000)	(600,000)	(600,000.00)	0.00	0.00	100.00 %
	Revenues Total	(5,749,903)	(5,749,903)	(5,169,087.05)	0.00	(580,815.95)	89.90 %

220 - Road and Bridge Fund - 82200 - Road and Bridge General

Revenues							
220.48110.82200	Other Revenue	0	(2,500)	(2,500.00)	0.00	0.00	100.00 %
	Revenues Total	0	(2,500)	(2,500.00)	0.00	0.00	100.00 %

220 - Road and Bridge Fund - 82210 - Road and Bridge Precinct 1

Revenues							
220.42710.82210	Disaster Relief Funds	0	(42,682)	(44,464.27)	0.00	1,782.27	104.18 %
220.48110.82210	Other Revenue	0	(6,088)	(6,088.91)	0.00	0.91	100.01 %
220.48300.82210	Proceeds from Auction/Sale	0	(395)	(395.00)	0.00	0.00	100.00 %
	Revenues Total	0	(49,165)	(50,948.18)	0.00	1,783.18	103.63 %



Walker County Budget vs Actual Report
As of the Month Ended June 30, 2020 Posted as of August 11, 2020
Year to Date for the Fiscal Year Ending September 30, 2020

Page 10 of 22

8/12/2020 9:11:55 AM

Account		Original Budget	Revised Budget	Actual	Encumbrance	Remaining	Pct
220 - Road and Bridge Fund - 82220 - Road and Bridge Precinct 2							
Revenues							
220.42710.82220	Disaster Relief Funds	0	(524,768)	(527,868.28)	0.00	3,100.28	100.59 %
	Revenues Total	0	(524,768)	(527,868.28)	0.00	3,100.28	100.59 %

220 - Road and Bridge Fund - 82230 - Road and Bridge Precinct 3

Revenues							
220.42710.82230	Disaster Relief Funds	0	(600,483)	(601,270.26)	0.00	787.26	100.13 %
220.48110.82230	Other Revenue	0	(7,010)	(7,285.61)	0.00	275.61	103.93 %
220.48300.82230	Proceeds from Auction/Sale	0	(3,325)	(3,325.00)	0.00	0.00	100.00 %
	Revenues Total	0	(610,818)	(611,880.87)	0.00	1,062.87	100.17 %

220 - Road and Bridge Fund - 82240 - Road and Bridge Precinct 4

Revenues							
220.42710.82240	Disaster Relief Funds	0	(121,809)	(121,810.00)	0.00	1.00	100.00 %
220.48110.82240	Other Revenue	0	(26)	(26.40)	0.00	0.40	101.54 %
	Revenues Total	0	(121,835)	(121,836.40)	0.00	1.40	100.00 %

Fund Totals	(5,749,903)	(7,058,989)	(6,484,120.78)	0.00	(574,868.22)	91.86 %
--------------------	-------------	-------------	----------------	------	--------------	---------

301 - Walker County EMS Fund - 11301 - Revenues-Walker County EMS Fund

Revenues							
301.42625.11301	US Stimulus Check	0	0	(31,359.52)	0.00	31,359.52	
301.42710.11301	Disaster Relief Funds	0	0	(75.56)	0.00	75.56	
301.43010.11301	Fees of Office/Charges for Service	(5,000)	(5,000)	(4,933.76)	0.00	(66.24)	98.68 %
301.43800.11301	Ambulance Emergency Fees	(1,900,000)	(1,900,000)	(1,795,856.25)	0.00	(104,143.75)	94.52 %
301.43801.11301	Ambulance Transfer Fees	(320,000)	(320,000)	(151,335.03)	0.00	(168,664.97)	47.29 %
301.43997.11301	WriteOffs Collected	0	0	(8,877.74)	0.00	8,877.74	
301.48010.11301	Interest	(5,000)	(5,000)	(3,418.25)	0.00	(1,581.75)	68.37 %
301.48110.11301	Other Revenue	0	0	(300.04)	0.00	300.04	
301.48300.11301	Proceeds from Auction/Sale	0	0	(1,515.03)	0.00	1,515.03	
301.49901.11301	Transfer from General Fund	(1,253,000)	(1,253,000)	(1,253,000.00)	0.00	0.00	100.00 %
301.49902.11301	Transfer from General-Capital	(338,612)	(338,612)	(338,612.00)	0.00	0.00	100.00 %
	Revenues Total	(3,821,612)	(3,821,612)	(3,589,283.18)	0.00	(232,328.82)	93.92 %

301 - Walker County EMS Fund - 46100 - Walker County EMS - Emergency Services



Walker County Budget vs Actual Report
As of the Month Ended June 30, 2020 Posted as of August 11, 2020
Year to Date for the Fiscal Year Ending September 30, 2020

Page 11 of 22

8/12/2020 9:11:55 AM

Account		Original Budget	Revised Budget	Actual	Encumbrance	Remaining	Pct
Revenues							
301.43996.46100	Refund	0	0	459.27	0.00	(459.27)	
301.48200.46100	Insurance Refunds/Credits	0	0	(1,643.55)	0.00	1,643.55	
	Revenues Total	0	0	(1,184.28)	0.00	1,184.28	

301 - Walker County EMS Fund - 46110 - Walker County EMS - Transfer Services

Revenues							
301.43996.46110	Refund	0	0	(878.52)	0.00	878.52	
	Revenues Total	0	0	(878.52)	0.00	878.52	

Fund Totals	(3,821,612)	(3,821,612)	(3,591,345.98)	0.00	(230,266.02)	93.97 %
--------------------	-------------	-------------	----------------	------	--------------	---------

473 - AutoTheft Task Force - 42080 - AutoTheft Task Force

Revenues							
473.42010.42080	State Funds	(74,461)	(74,461)	(52,604.39)	0.00	(21,856.61)	70.65 %
	Revenues Total	(74,461)	(74,461)	(52,604.39)	0.00	(21,856.61)	70.65 %

Fund Totals	(74,461)	(74,461)	(52,604.39)	0.00	(21,856.61)	70.65 %
--------------------	----------	----------	-------------	------	-------------	---------

474 - District Attorney Victim Assistance Coord - 32091 - District Attorney Victim Assistance Coord

Revenues							
474.42620.32091	Federal Funds	(49,861)	(49,861)	(20,731.63)	0.00	(29,129.37)	41.58 %
474.49901.32091	Transfer from General Fund	(12,466)	(12,466)	(12,466.00)	0.00	0.00	100.00 %
	Revenues Total	(62,327)	(62,327)	(33,197.63)	0.00	(29,129.37)	53.26 %

Fund Totals	(62,327)	(62,327)	(33,197.63)	0.00	(29,129.37)	53.26 %
--------------------	----------	----------	-------------	------	-------------	---------

481 - Grant-Jag - 48856 - JAG Grant - 2019

Revenues							
481.42620.48856	Federal Funds	(6,225)	(6,225)	(6,225.50)	0.00	0.50	100.01 %
	Revenues Total	(6,225)	(6,225)	(6,225.50)	0.00	0.50	100.01 %

Fund Totals	(6,225)	(6,225)	(6,225.50)	0.00	0.50	100.01 %
--------------------	---------	---------	------------	------	------	----------

483 - Grants-HAVA Fund - 16050 - Elections-HAVA Grant

Revenues							
483.42010.16050	State Funds	0	0	(10,196.89)	0.00	10,196.89	



Walker County Budget vs Actual Report
As of the Month Ended June 30, 2020 Posted as of August 11, 2020
Year to Date for the Fiscal Year Ending September 30, 2020

Page 12 of 22

8/12/2020 9:11:55 AM

Account		Original Budget	Revised Budget	Actual	Encumbrance	Remaining	Pct
483.42340.16050	HAVA Grants	0	(50,984)	(50,984.43)	0.00	0.43	100.00 %
	Revenues Total	0	(50,984)	(61,181.32)	0.00	10,197.32	120.00 %
	Fund Totals	0	(50,984)	(61,181.32)	0.00	10,197.32	120.00 %

511 - County Records Management and Preservation Fund - 11511 - Revenues-County Records Management and Preservation Fund

Revenues							
511.43010.11511	Fees of Office/Charges for Service	(17,500)	(17,500)	(11,749.52)	0.00	(5,750.48)	67.14 %
511.48010.11511	Interest	(5)	(5)	0.00	0.00	(5.00)	0.00 %
	Revenues Total	(17,505)	(17,505)	(11,749.52)	0.00	(5,755.48)	67.12 %
	Fund Totals	(17,505)	(17,505)	(11,749.52)	0.00	(5,755.48)	67.12 %

512 - County Records Preservation II Fund - 11512 - Revenues-County Records Preservation II Fund

Revenues							
512.43010.11512	Fees of Office/Charges for Service	(12,000)	(12,000)	(8,560.59)	0.00	(3,439.41)	71.34 %
512.48010.11512	Interest	0	0	(277.69)	0.00	277.69	
	Revenues Total	(12,000)	(12,000)	(8,838.28)	0.00	(3,161.72)	73.65 %
	Fund Totals	(12,000)	(12,000)	(8,838.28)	0.00	(3,161.72)	73.65 %

515 - County Clerk Records Management and Preservation Fund - 11515 - Revenues-County Clerk Records Management and Preservation Fund

Revenues							
515.43010.11515	Fees of Office/Charges for Service	(94,000)	(94,000)	(78,723.61)	0.00	(15,276.39)	83.75 %
515.48010.11515	Interest	(1,500)	(1,500)	(4,410.47)	0.00	2,910.47	294.03 %
	Revenues Total	(95,500)	(95,500)	(83,134.08)	0.00	(12,365.92)	87.05 %
	Fund Totals	(95,500)	(95,500)	(83,134.08)	0.00	(12,365.92)	87.05 %

516 - County Clerk Records Archive Fund - 11516 - Revenues-County Clerk Records Archive Fund



Walker County Budget vs Actual Report
As of the Month Ended June 30, 2020 Posted as of August 11, 2020
Year to Date for the Fiscal Year Ending September 30, 2020

Page 13 of 22

8/12/2020 9:11:55 AM

Account		Original Budget	Revised Budget	Actual	Encumbrance	Remaining	Pct
Revenues							
516.43010.11516	Fees of Office/Charges for Service	(97,000)	(97,000)	(75,779.50)	0.00	(21,220.50)	78.12 %
516.48010.11516	Interest	(1,000)	(1,000)	(1,606.15)	0.00	606.15	160.62 %
	Revenues Total	(98,000)	(98,000)	(77,385.65)	0.00	(20,614.35)	78.96 %

Fund Totals		(98,000)	(98,000)	(77,385.65)	0.00	(20,614.35)	78.96 %
--------------------	--	----------	----------	-------------	------	-------------	---------

518 - District Clerk Records Management and Preservation Fund - 11518 - Revenues-District Clerk Records Management and Preservation Fund

Revenues							
518.43010.11518	Fees of Office/Charges for Service	(3,340)	(3,340)	(2,512.80)	0.00	(827.20)	75.23 %
	Revenues Total	(3,340)	(3,340)	(2,512.80)	0.00	(827.20)	75.23 %

Fund Totals		(3,340)	(3,340)	(2,512.80)	0.00	(827.20)	75.23 %
--------------------	--	---------	---------	------------	------	----------	---------

519 - District Clerk Rider Fund - 11519 - Revenues-District Clerk Rider Fund

Revenues							
519.42010.11519	State Funds	(12,000)	(12,000)	(8,000.00)	0.00	(4,000.00)	66.67 %
519.48010.11519	Interest	0	0	(251.95)	0.00	251.95	
	Revenues Total	(12,000)	(12,000)	(8,251.95)	0.00	(3,748.05)	68.77 %

Fund Totals		(12,000)	(12,000)	(8,251.95)	0.00	(3,748.05)	68.77 %
--------------------	--	----------	----------	------------	------	------------	---------

520 - District Clerk Archive Fund - 11520 - District Clerk Archive

Revenues							
520.43010.11520	Fees of Office/Charges for Service	(1,500)	(1,500)	(1,255.78)	0.00	(244.22)	83.72 %
	Revenues Total	(1,500)	(1,500)	(1,255.78)	0.00	(244.22)	83.72 %

Fund Totals		(1,500)	(1,500)	(1,255.78)	0.00	(244.22)	83.72 %
--------------------	--	---------	---------	------------	------	----------	---------

523 - County Jury Fee Fund - 11523 - Revenues-County Jury Fee Fund



Walker County Budget vs Actual Report
As of the Month Ended June 30, 2020 Posted as of August 11, 2020
Year to Date for the Fiscal Year Ending September 30, 2020

Page 14 of 22

8/12/2020 9:11:55 AM

Account		Original Budget	Revised Budget	Actual	Encumbrance	Remaining	Pct
Revenues							
523.43010.11523	Fees of Office/Charges for Service	0	0	(113.84)	0.00	113.84	
523.43720.11523	Jury Fee	(5,000)	(5,000)	(5,192.33)	0.00	192.33	103.85 %
	Revenues Total	(5,000)	(5,000)	(5,306.17)	0.00	306.17	106.12 %

Fund Totals		(5,000)	(5,000)	(5,306.17)	0.00	306.17	106.12 %
--------------------	--	---------	---------	------------	------	--------	----------

525 - Court Reporter Service Fund - 11525 - Revenues-Court Reporter Service Fund

Revenues							
525.43010.11525	Fees of Office/Charges for Service	0	0	(74.94)	0.00	74.94	
525.43730.11525	Court Reporter Fee	(14,000)	(14,000)	(10,760.61)	0.00	(3,239.39)	76.86 %
	Revenues Total	(14,000)	(14,000)	(10,835.55)	0.00	(3,164.45)	77.40 %

Fund Totals		(14,000)	(14,000)	(10,835.55)	0.00	(3,164.45)	77.40 %
--------------------	--	----------	----------	-------------	------	------------	---------

526 - County Law Library Fund - 11526 - Revenues-County Law Library Fund

Revenues							
526.43010.11526	Fees of Office/Charges for Service	(33,400)	(33,400)	(25,105.62)	0.00	(8,294.38)	75.17 %
526.48010.11526	Interest	(50)	(50)	(34.34)	0.00	(15.66)	68.68 %
	Revenues Total	(33,450)	(33,450)	(25,139.96)	0.00	(8,310.04)	75.16 %

Fund Totals		(33,450)	(33,450)	(25,139.96)	0.00	(8,310.04)	75.16 %
--------------------	--	----------	----------	-------------	------	------------	---------

536 - Courthouse Security Fund - 11536 - Revenues-Courthouse Security Fund

Revenues							
536.43010.11536	Fees of Office/Charges for Service	(33,000)	(33,000)	(23,400.80)	0.00	(9,599.20)	70.91 %
536.48010.11536	Interest	0	0	(60.21)	0.00	60.21	
536.49901.11536	Transfer from General Fund	(28,294)	(28,294)	(28,294.00)	0.00	0.00	100.00 %
	Revenues Total	(61,294)	(61,294)	(51,755.01)	0.00	(9,538.99)	84.44 %

Fund Totals		(61,294)	(61,294)	(51,755.01)	0.00	(9,538.99)	84.44 %
--------------------	--	----------	----------	-------------	------	------------	---------

537 - Justice Courts Building Security Fund - 11537 - Revenues-Justice Courts Building Security Fund

Revenues							
537.43010.11537	Fees of Office/Charges for Service	(5,500)	(5,500)	(3,336.44)	0.00	(2,163.56)	60.66 %



Walker County Budget vs Actual Report
As of the Month Ended June 30, 2020 Posted as of August 11, 2020
Year to Date for the Fiscal Year Ending September 30, 2020

Page 15 of 22

8/12/2020 9:11:55 AM

Account		Original Budget	Revised Budget	Actual	Encumbrance	Remaining	Pct
537.48010.11537	Interest	(8)	(8)	(262.79)	0.00	254.79	3284.88 %
	Revenues Total	(5,508)	(5,508)	(3,599.23)	0.00	(1,908.77)	65.35 %
Fund Totals		(5,508)	(5,508)	(3,599.23)	0.00	(1,908.77)	65.35 %

538 - JP TruancyPrev and Diversion Fund - 11538 - JP Truancy Prevention and Diversion

Revenues							
538.43010.11538	Fees of Office/Charges for Service	0	0	(3,943.55)	0.00	3,943.55	
	Revenues Total	0	0	(3,943.55)	0.00	3,943.55	
Fund Totals		0	0	(3,943.55)	0.00	3,943.55	#Error

539 - County Speciality Court Programs - 11539 - County Specialty Court Programs

Revenues							
539.43030.11539	County Specialty Court Programs	0	0	(794.08)	0.00	794.08	
	Revenues Total	0	0	(794.08)	0.00	794.08	
Fund Totals		0	0	(794.08)	0.00	794.08	#Error

550 - Justice Courts Technology Fund - 11550 - Revenues-Justice Courts Technology Fund

Revenues							
550.43010.11550	Fees of Office/Charges for Service	(22,600)	(22,600)	(12,766.75)	0.00	(9,833.25)	56.49 %
550.48010.11550	Interest	(5)	(5)	(597.48)	0.00	592.48	11949.60 %
	Revenues Total	(22,605)	(22,605)	(13,364.23)	0.00	(9,240.77)	59.12 %
Fund Totals		(22,605)	(22,605)	(13,364.23)	0.00	(9,240.77)	59.12 %

551 - County and District Courts Technology Fund - 11551 - Revenues-County and District Courts Technology Fund

Revenues							
551.43010.11551	Fees of Office/Charges for Service	(1,700)	(1,700)	(1,095.99)	0.00	(604.01)	64.47 %
551.48010.11551	Interest	0	0	(8.76)	0.00	8.76	
	Revenues Total	(1,700)	(1,700)	(1,104.75)	0.00	(595.25)	64.99 %
Fund Totals		(1,700)	(1,700)	(1,104.75)	0.00	(595.25)	64.99 %



Walker County Budget vs Actual Report
As of the Month Ended June 30, 2020 Posted as of August 11, 2020
Year to Date for the Fiscal Year Ending September 30, 2020

Page 16 of 22

8/12/2020 9:11:55 AM

Account		Original Budget	Revised Budget	Actual	Encumbrance	Remaining	Pct
560 - District Attorney Prosecutors Supplement Fund - 11560 - Revenues-District Attorney Prosecutors Fund							
Revenues							
560.42010.11560	State Funds	(22,500)	(22,500)	(21,729.45)	0.00	(770.55)	96.58 %
	Revenues Total	(22,500)	(22,500)	(21,729.45)	0.00	(770.55)	96.58 %
	Fund Totals	(22,500)	(22,500)	(21,729.45)	0.00	(770.55)	96.58 %
561 - Pretrial Intervention Program Fund - 11561 - Revenues-Pretrial Intervention Program Fund							
Revenues							
561.43010.11561	Fees of Office/Charges for Service	(20,000)	(20,000)	(31,407.08)	0.00	11,407.08	157.04 %
561.48010.11561	Interest	0	0	(438.58)	0.00	438.58	
	Revenues Total	(20,000)	(20,000)	(31,845.66)	0.00	11,845.66	159.23 %
	Fund Totals	(20,000)	(20,000)	(31,845.66)	0.00	11,845.66	159.23 %
562 - District Attorney Forfeiture Fund - 11562 - Revenues-District Attorney Forfeiture Fund							
Revenues							
562.47850.11562	Forfeitures-Sheriff,DOJ EquitableSharing, District Attorney	0	0	(8,059.57)	0.00	8,059.57	
562.48010.11562	Interest	0	0	(1,507.78)	0.00	1,507.78	
	Revenues Total	0	0	(9,567.35)	0.00	9,567.35	
	Fund Totals	0	0	(9,567.35)	0.00	9,567.35#Error	
563 - District Attorney Hot Check Fee Fund - 11563 - Revenues-District Attorney Hot Check Fee Fund							
Revenues							
563.43140.11563	Hot Check Fees	(3,000)	(3,000)	(2,415.22)	0.00	(584.78)	80.51 %
	Revenues Total	(3,000)	(3,000)	(2,415.22)	0.00	(584.78)	80.51 %
	Fund Totals	(3,000)	(3,000)	(2,415.22)	0.00	(584.78)	80.51 %
574 - Sheriff Forfeiture Fund - 11574 - Revenues-Sheriff Forfeiture Fund							



Walker County Budget vs Actual Report
As of the Month Ended June 30, 2020 Posted as of August 11, 2020
Year to Date for the Fiscal Year Ending September 30, 2020

Page 17 of 22

8/12/2020 9:11:55 AM

Account		Original Budget	Revised Budget	Actual	Encumbrance	Remaining	Pct
Revenues							
574.47850.11574	Forfeitures-Sheriff,DOJ EquitableSharing, District Attorney	0	0	(33,703.41)	0.00	33,703.41	
574.48010.11574	Interest	0	0	(3,516.45)	0.00	3,516.45	
	Revenues Total	0	0	(37,219.86)	0.00	37,219.86	
Fund Totals							
		0	0	(37,219.86)	0.00	37,219.86	#Error

576 - Sheriff Inmate Medical Fund - 11576 - Revenues-Sheriff Inmate Medical Fund

Revenues							
576.43010.11576	Fees of Office/Charges for Service	(2,000)	(2,000)	(4,379.61)	0.00	2,379.61	218.98 %
576.48010.11576	Interest	(50)	(50)	(312.59)	0.00	262.59	625.18 %
	Revenues Total	(2,050)	(2,050)	(4,692.20)	0.00	2,642.20	228.89 %
Fund Totals							
		(2,050)	(2,050)	(4,692.20)	0.00	2,642.20	228.89 %

577 - DOJ Equitable Sharing Fund - 11577 - Revenues-Equitable Sharing Fund

Revenues							
577.47850.11577	Forfeitures-Sheriff,DOJ EquitableSharing, District Attorney	0	0	(12,305.59)	0.00	12,305.59	
577.48010.11577	Interest	0	0	(3,414.19)	0.00	3,414.19	
	Revenues Total	0	0	(15,719.78)	0.00	15,719.78	
Fund Totals							
		0	0	(15,719.78)	0.00	15,719.78	#Error

583 - Elections Equipment Fund - 11583 - Revenues-Elections Equipment Fund

Revenues							
583.42410.11583	Intergovernmental Funds	(7,800)	(7,800)	(34,297.85)	0.00	26,497.85	439.72 %
	Revenues Total	(7,800)	(7,800)	(34,297.85)	0.00	26,497.85	439.72 %
Fund Totals							
		(7,800)	(7,800)	(34,297.85)	0.00	26,497.85	439.72 %

584 - Tax Assessor Elections Service Contract Fund - 11584 - Revenues-Tax Assessor Election Service Contract Fund

Revenues							
584.42410.11584	Intergovernmental Funds	0	0	(150.00)	0.00	150.00	
584.43010.11584	Fees of Office/Charges for Service	0	0	(6,165.04)	0.00	6,165.04	



Walker County Budget vs Actual Report
As of the Month Ended June 30, 2020 Posted as of August 11, 2020
Year to Date for the Fiscal Year Ending September 30, 2020

Page 18 of 22

8/12/2020 9:11:55 AM

Account		Original Budget	Revised Budget	Actual	Encumbrance	Remaining	Pct
584.48010.11584	Interest	0	0	(308.98)	0.00	308.98	
	Revenues Total	0	0	(6,624.02)	0.00	6,624.02	
Fund Totals		0	0	(6,624.02)	0.00	6,624.02	#Error

589 - Tax Assessor Special Inventory Fee Fund - 11589 - Revenues-Tax Assessor Special Inventory Fee Fund

Revenues							
589.43010.11589	Fees of Office/Charges for Service	0	0	(6,436.25)	0.00	6,436.25	
589.48010.11589	Interest	0	0	(0.13)	0.00	0.13	
	Revenues Total	0	0	(6,436.38)	0.00	6,436.38	
Fund Totals		0	0	(6,436.38)	0.00	6,436.38	#Error

601 - Special Prosecution/Civil/Juvenile Fund - 35020 - SPU Criminal

Revenues							
601.42010.35020	State Funds	(1,519,923)	(1,519,923)	(1,065,204.53)	0.00	(454,718.47)	70.08 %
601.42020.35020	State Longevity Pay	0	0	(19,643.96)	0.00	19,643.96	
	Revenues Total	(1,519,923)	(1,519,923)	(1,084,848.49)	0.00	(435,074.51)	71.38 %

601 - Special Prosecution/Civil/Juvenile Fund - 35030 - SPU - State General Allocation

Revenues							
601.42010.35030	State Funds	(408,103)	(408,103)	(250,495.77)	0.00	(157,607.23)	61.38 %
601.48200.35030	Insurance Refunds/Credits	0	(12,281)	(12,281.50)	0.00	0.50	100.00 %
	Revenues Total	(408,103)	(420,384)	(262,777.27)	0.00	(157,606.73)	62.51 %

601 - Special Prosecution/Civil/Juvenile Fund - 35040 - SPU Civil Division

Revenues							
601.42010.35040	State Funds	(2,610,067)	(2,610,067)	(1,770,543.37)	0.00	(839,523.63)	67.84 %
601.42020.35040	State Longevity Pay	0	0	(6,840.00)	0.00	6,840.00	
	Revenues Total	(2,610,067)	(2,610,067)	(1,777,383.37)	0.00	(832,683.63)	68.10 %

601 - Special Prosecution/Civil/Juvenile Fund - 35050 - SPU Juvenile Division

Revenues							
601.42010.35050	State Funds	(964,841)	(964,841)	(648,610.27)	0.00	(316,230.73)	67.22 %



Walker County Budget vs Actual Report
As of the Month Ended June 30, 2020 Posted as of August 11, 2020
Year to Date for the Fiscal Year Ending September 30, 2020

Page 19 of 22

8/12/2020 9:11:55 AM

Account		Original Budget	Revised Budget	Actual	Encumbrance	Remaining	Pct
601.42020.35050	State Longevity Pay	0	0	(2,745.00)	0.00	2,745.00	
	Revenues Total	(964,841)	(964,841)	(651,355.27)	0.00	(313,485.73)	67.51 %
Fund Totals		(5,502,934)	(5,515,215)	(3,776,364.40)	0.00	(1,738,850.60)	68.47 %

615 - Adult Probation-Basic Services Fund - 50130 - Adult Basic Supervision

Revenues							
615.42010.50130	State Funds	(335,668)	(335,668)	(251,751.00)	0.00	(83,917.00)	75.00 %
615.42390.50130	SAFPF Grant Funds	(18,000)	(18,000)	(14,021.00)	0.00	(3,979.00)	77.89 %
615.42399.50130	Grant Return Adjustment	0	0	3,228.66	0.00	(3,228.66)	
615.44710.50130	CSCD Probation Fees	(825,000)	(825,000)	(627,487.49)	0.00	(197,512.51)	76.06 %
615.44720.50130	CSCD Alcohol Evaluation Fees	(10,000)	(10,000)	(9,057.57)	0.00	(942.43)	90.58 %
615.44730.50130	CSCD U/A Evaluation Fee	(15,000)	(15,000)	(13,388.82)	0.00	(1,611.18)	89.26 %
615.44740.50130	CSCD DWI Evaluation Fee	(5,500)	(5,500)	(4,202.00)	0.00	(1,298.00)	76.40 %
615.44750.50130	CSCD Drug Offender Program Fee	(6,500)	(6,500)	(3,265.00)	0.00	(3,235.00)	50.23 %
615.44770.50130	CSCD Insurance Fees	(900)	(900)	(921.00)	0.00	21.00	102.33 %
615.44830.50130	CSCD Transaction Fees	(18,000)	(18,000)	(15,620.00)	0.00	(2,380.00)	86.78 %
615.44840.50130	CSCD Anger Mgmt Fees	(1,000)	(1,000)	(341.00)	0.00	(659.00)	34.10 %
615.44850.50130	CSCD Psych Evaluation	0	0	(200.00)	0.00	200.00	
615.44860.50130	One-time Restitution Fee \$6 CSCD	0	0	(48.27)	0.00	48.27	
615.44870.50130	CSCD Pre-Trial Diversion Fees	0	0	(16,966.00)	0.00	16,966.00	
615.48010.50130	Interest	(6,000)	(6,000)	(3,191.29)	0.00	(2,808.71)	53.19 %
615.48110.50130	Other Revenue	0	0	(233.21)	0.00	233.21	
	Revenues Total	(1,241,568)	(1,241,568)	(957,464.99)	0.00	(284,103.01)	77.12 %
Fund Totals		(1,241,568)	(1,241,568)	(957,464.99)	0.00	(284,103.01)	77.12 %

616 - Adult Probation - Court Services Fund - 50150 - Adult Court Services

Revenues							
616.42010.50150	State Funds	(190,125)	(190,125)	(177,288.53)	0.00	(12,836.47)	93.25 %
	Revenues Total	(190,125)	(190,125)	(177,288.53)	0.00	(12,836.47)	93.25 %
Fund Totals		(190,125)	(190,125)	(177,288.53)	0.00	(12,836.47)	93.25 %

617 - Adult Probation-Substance Abuse Services Fund - 50170 - Adult Substance Abuse Services



Walker County Budget vs Actual Report
As of the Month Ended June 30, 2020 Posted as of August 11, 2020
Year to Date for the Fiscal Year Ending September 30, 2020

Page 20 of 22

8/12/2020 9:11:55 AM

Account		Original Budget	Revised Budget	Actual	Encumbrance	Remaining	Pct
Revenues							
617.42010.50170	State Funds	(116,686)	(115,562)	(108,985.69)	0.00	(6,576.31)	94.31 %
617.49930.50170	Transfers from Other Funds	(8,712)	(8,712)	0.00	0.00	(8,712.00)	0.00 %
	Revenues Total	(125,398)	(124,274)	(108,985.69)	0.00	(15,288.31)	87.70 %

Fund Totals		(125,398)	(124,274)	(108,985.69)	0.00	(15,288.31)	87.70 %
--------------------	--	-----------	-----------	--------------	------	-------------	---------

618 - Adult Probation-Pretrial Diversion - 50190 - Adult Pretrial Diversion

Revenues							
618.42010.50190	State Funds	(35,950)	(35,950)	(33,448.91)	0.00	(2,501.09)	93.04 %
	Revenues Total	(35,950)	(35,950)	(33,448.91)	0.00	(2,501.09)	93.04 %

Fund Totals		(35,950)	(35,950)	(33,448.91)	0.00	(2,501.09)	93.04 %
--------------------	--	----------	----------	-------------	------	------------	---------

640 - Juvenile Grant Fund Title IVE - 36030 - Juvenile Title IV-E

Revenues							
640.48010.36030	Interest	0	0	(442.94)	0.00	442.94	
	Revenues Total	0	0	(442.94)	0.00	442.94	

Fund Totals		0	0	(442.94)	0.00	442.94#Error	
--------------------	--	---	---	----------	------	--------------	--

641 - Juvenile Grant-State Aid Fund - 36040 - Juvenile State/Grant Aid

Revenues							
641.42010.36040	State Funds	(211,102)	(211,102)	(179,493.10)	0.00	(31,608.90)	85.03 %
	Revenues Total	(211,102)	(211,102)	(179,493.10)	0.00	(31,608.90)	85.03 %

Fund Totals		(211,102)	(211,102)	(179,493.10)	0.00	(31,608.90)	85.03 %
--------------------	--	-----------	-----------	--------------	------	-------------	---------

643 - Juvenile Grant-Commitment Reduction Fund - 36050 - Juvenile Commitment Reduction

Revenues							
643.42010.36050	State Funds	(31,922)	(31,922)	(27,832.00)	0.00	(4,090.00)	87.19 %
	Revenues Total	(31,922)	(31,922)	(27,832.00)	0.00	(4,090.00)	87.19 %

Fund Totals		(31,922)	(31,922)	(27,832.00)	0.00	(4,090.00)	87.19 %
--------------------	--	----------	----------	-------------	------	------------	---------

644 - Juvenile Grant-Medical Services Fund - 36060 - Juvenile Grant Medical Services



Walker County Budget vs Actual Report
As of the Month Ended June 30, 2020 Posted as of August 11, 2020
Year to Date for the Fiscal Year Ending September 30, 2020

Page 21 of 22

8/12/2020 9:11:55 AM

Account		Original Budget	Revised Budget	Actual	Encumbrance	Remaining	Pct
Revenues							
644.42010.36060	State Funds	(34,158)	(34,158)	(28,589.42)	0.00	(5,568.58)	83.70 %
	Revenues Total	(34,158)	(34,158)	(28,589.42)	0.00	(5,568.58)	83.70 %
Fund Totals							
		(34,158)	(34,158)	(28,589.42)	0.00	(5,568.58)	83.70 %

645 - Juvenile HGAC Services Grant - 11645 - Revenues-Juvenile HGAC Services Grant

Revenues							
645.42350.11645	HGAC Grants	0	0	(5,335.00)	0.00	5,335.00	
	Revenues Total	0	0	(5,335.00)	0.00	5,335.00	
Fund Totals							
		0	0	(5,335.00)	0.00	5,335.00	#Error

646 - Juvenile Grant-PrePost Adjudication - 36080 - Juvenile Grant PrePost Adjudication

Revenues							
646.42010.36080	State Funds	(15,038)	(15,038)	(8,115.00)	0.00	(6,923.00)	53.96 %
	Revenues Total	(15,038)	(15,038)	(8,115.00)	0.00	(6,923.00)	53.96 %
Fund Totals							
		(15,038)	(15,038)	(8,115.00)	0.00	(6,923.00)	53.96 %

647 - Juvenile Grant-Community Programs - 36090 - Juvenile Grant Community Programs

Revenues							
647.42010.36090	State Funds	(102,546)	(102,546)	(85,324.00)	0.00	(17,222.00)	83.21 %
	Revenues Total	(102,546)	(102,546)	(85,324.00)	0.00	(17,222.00)	83.21 %
Fund Totals							
		(102,546)	(102,546)	(85,324.00)	0.00	(17,222.00)	83.21 %

701 - Retiree Health Insurance Fund - 11701 - Retiree Health Insurance Fund

Revenues							
701.43770.11701	Charges for Retiree Insurance-GenFund	(264,000)	(264,000)	0.00	0.00	(264,000.00)	0.00 %
701.48010.11701	Interest	(24,000)	(24,000)	(17,043.46)	0.00	(6,956.54)	71.01 %
	Revenues Total	(288,000)	(288,000)	(17,043.46)	0.00	(270,956.54)	5.92 %
Fund Totals							
		(288,000)	(288,000)	(17,043.46)	0.00	(270,956.54)	5.92 %



Walker County Budget vs Actual Report
As of the Month Ended June 30, 2020 Posted as of August 11, 2020
Year to Date for the Fiscal Year Ending September 30, 2020

Page 22 of 22

8/12/2020 9:11:55 AM

Account		Original Budget	Revised Budget	Actual	Encumbrance	Remaining	Pct
801 - Sheriff Commissary Fund - 11801 - Revenues-Sheriff Commissary							
Revenues							
801.48010.11801	Interest	0	0	(535.57)	0.00	535.57	
801.48130.11801	Vending Machines	0	0	515.75	0.00	(515.75)	
801.48140.11801	Sales-Commissary	0	0	(43,550.32)	0.00	43,550.32	
	Revenues Total	0	0	(43,570.14)	0.00	43,570.14	
Fund Totals							
		0	0	(43,570.14)	0.00	43,570.14	#Error
802 - Walker County Public Safety Communications Center - 11802 - Revenues-Central Dispatch							
Revenues							
802.42420.11802	Walker County	(686,958)	(686,958)	(515,218.50)	0.00	(171,739.50)	75.00 %
802.42450.11802	City of Huntsville	(686,958)	(686,958)	(572,465.00)	0.00	(114,493.00)	83.33 %
802.42710.11802	Disaster Relief Funds	0	0	(20.22)	0.00	20.22	
802.48010.11802	Interest	0	0	(7,354.73)	0.00	7,354.73	
802.48110.11802	Other Revenue	0	(13,244)	(13,328.74)	0.00	84.74	100.64 %
	Revenues Total	(1,373,916)	(1,387,160)	(1,108,387.19)	0.00	(278,772.81)	79.90 %
Fund Totals							
		(1,373,916)	(1,387,160)	(1,108,387.19)	0.00	(278,772.81)	79.90 %
Total All Funds							
		(44,363,204)	(45,862,791)	(41,376,250.59)	0.00	(4,486,540.41)	90.22 %



Walker County Expenditures vs Budget Report

As of the Month Ended June 30, 2020

Posted as of August 11, 2020

Page 1 of 19

8/12/2020

2:18 PM

For The Fiscal Year Ending September 30,2020

Account	OriginalBudget	RevisedBudget	Actual	Encumbrances	Remaining	Pct
101 - General Fund						
15010 - County Judge						
Salaries/Other Pay/Benefits	221,362	221,362	163,993.01	0.00	57,368.99	74.08 %
Operations	8,454	8,454	1,534.04	35.25	6,884.71	18.56 %
Department Total	229,816	229,816	165,527.05	35.25	64,253.70	72.04 %
15020 - County Judge - IT Operations						
Salaries/Other Pay/Benefits	281,363	281,363	136,266.58	0.00	145,096.42	48.43 %
Operations	9,530	9,530	1,726.59	500.00	7,303.41	23.36 %
Department Total	290,893	290,893	137,993.17	500.00	152,399.83	47.61 %
15030 - County Judge - IT Hardware/Software						
Operations	335,121	335,121	253,141.97	624.42	81,354.61	75.72 %
Capital	44,000	44,000	0.00	0.00	44,000.00	0.00 %
Department Total	379,121	379,121	253,141.97	624.42	125,354.61	66.94 %
15040 - Commissioners Court						
Salaries/Other Pay/Benefits	71,516	71,516	53,111.90	0.00	18,404.10	74.27 %
Operations	9,046	9,046	5,289.32	409.25	3,347.43	63.00 %
Department Total	80,562	80,562	58,401.22	409.25	21,751.53	73.00 %
15050 - County Clerk						
Salaries/Other Pay/Benefits	583,746	583,746	423,977.53	0.00	159,768.47	72.63 %
Operations	108,201	108,201	45,937.58	0.00	62,263.42	42.46 %
Department Total	691,947	691,947	469,915.11	0.00	222,031.89	67.91 %
16010 - Voter Registration						
Salaries/Other Pay/Benefits	51,189	51,189	38,468.72	0.00	12,720.28	75.15 %
Operations	25,500	25,500	20,544.87	6.87	4,948.26	80.60 %
Department Total	76,689	76,689	59,013.59	6.87	17,668.54	76.96 %
16020 - Elections						
Salaries/Other Pay/Benefits	125,701	125,701	107,394.39	0.00	18,306.61	85.44 %
Operations	67,878	67,878	41,133.91	5,060.78	21,683.31	68.06 %
Department Total	193,579	193,579	148,528.30	5,060.78	39,989.92	79.34 %
17010 - County Facilities						
Salaries/Other Pay/Benefits	471,466	471,466	282,091.95	0.00	189,374.05	59.83 %
Operations	338,444	338,444	196,838.24	12,032.62	129,573.14	61.72 %
Department Total	809,910	809,910	478,930.19	12,032.62	318,947.19	60.62 %
17020 - Facilities-Justice Center Municipal Allocation						
Operations	10,983	10,983	4,386.46	0.00	6,596.54	39.94 %
Department Total	10,983	10,983	4,386.46	0.00	6,596.54	39.94 %
19010 - Centralized Costs						
Salaries/Other Pay/Benefits	555,902	555,902	191,400.23	0.00	364,501.77	34.43 %



Walker County Expenditures vs Budget Report

As of the Month Ended June 30, 2020

Posted as of August 11, 2020

Page 2 of 19

8/12/2020

2:18 PM

For The Fiscal Year Ending September 30,2020

Account	OriginalBudget	RevisedBudget	Actual	Encumbrances	Remaining	Pct
101 - General Fund						
19010 - Centralized Costs						
Operations	679,951	633,613	474,078.80	1,333.11	158,201.09	75.03 %
Capital	0	21,397	21,397.00	0.00	0.00	100.00 %
Department Total	1,235,853	1,210,912	686,876.03	1,333.11	522,702.86	56.83 %
19200 - Contingency						
Contingency	918,500	876,512	0.00	0.00	876,512.00	0.00 %
Department Total	918,500	876,512	0.00	0.00	876,512.00	0.00 %
20005 - County Auditor-Financial Systems						
Operations	109,833	109,833	102,047.48	0.00	7,785.52	92.91 %
Department Total	109,833	109,833	102,047.48	0.00	7,785.52	92.91 %
20010 - County Auditor						
Salaries/Other Pay/Benefits	730,899	730,899	517,789.83	0.00	213,109.17	70.84 %
Operations	56,275	56,275	39,196.46	0.00	17,078.54	69.65 %
Department Total	787,174	787,174	556,986.29	0.00	230,187.71	70.76 %
20020 - County Treasurer						
Salaries/Other Pay/Benefits	356,995	356,995	259,250.07	0.00	97,744.93	72.62 %
Operations	23,579	23,579	11,934.31	0.00	11,644.69	50.61 %
Department Total	380,574	380,574	271,184.38	0.00	109,389.62	71.26 %
20030 - County Treasurer - Collections						
Salaries/Other Pay/Benefits	122,048	122,048	92,444.38	0.00	29,603.62	75.74 %
Operations	21,820	21,820	11,876.70	0.00	9,943.30	54.43 %
Department Total	143,868	143,868	104,321.08	0.00	39,546.92	72.51 %
20040 - Purchasing						
Salaries/Other Pay/Benefits	251,754	251,754	154,861.08	0.00	96,892.92	61.51 %
Operations	13,517	13,517	3,770.26	589.55	9,157.19	32.25 %
Department Total	265,271	265,271	158,631.34	589.55	106,050.11	60.02 %
21010 - Vehicle Registration						
Salaries/Other Pay/Benefits	481,952	481,952	353,439.29	0.00	128,512.71	73.33 %
Operations	13,002	13,002	5,045.17	989.31	6,967.52	46.41 %
Department Total	494,954	494,954	358,484.46	989.31	135,480.23	72.63 %
29940 - Governmental/Services Contracts						
Appraisal District - Appraisals	398,926	398,926	299,194.50	0.00	99,731.50	75.00 %
Appraisal District - Collections	148,937	148,937	111,702.75	0.00	37,234.25	75.00 %
Department Total	547,863	547,863	410,897.25	0.00	136,965.75	75.00 %
30010 - Courts-Central Costs						
Salaries/Other Pay/Benefits	42,344	42,344	31,625.04	0.00	10,718.96	74.69 %
Operations	182,665	182,665	29,471.00	0.00	153,194.00	16.13 %



Walker County Expenditures vs Budget Report

As of the Month Ended June 30, 2020

Posted as of August 11, 2020

Page 3 of 19

8/12/2020

2:18 PM

For The Fiscal Year Ending September 30,2020

Account	OriginalBudget	RevisedBudget	Actual	Encumbrances	Remaining	Pct
101 - General Fund						
Department Total	225,009	225,009	61,096.04	0.00	163,912.96	27.15 %
30020 - County Court at Law						
Salaries/Other Pay/Benefits	471,054	471,054	349,706.09	0.00	121,347.91	74.24 %
Operations	183,544	183,544	200,187.62	75.00	(16,718.62)	109.11 %
Department Total	654,598	654,598	549,893.71	75.00	104,629.29	84.02 %
30030 - 12th Judicial District Court						
Salaries/Other Pay/Benefits	229,166	229,166	169,087.78	0.00	60,078.22	73.78 %
Operations	174,806	174,806	96,649.56	0.00	78,156.44	55.29 %
Department Total	403,972	403,972	265,737.34	0.00	138,234.66	65.78 %
30040 - 278th Judicial District Court						
Salaries/Other Pay/Benefits	233,096	233,096	171,567.76	0.00	61,528.24	73.60 %
Operations	174,623	174,623	66,352.49	0.00	108,270.51	38.00 %
Department Total	407,719	407,719	237,920.25	0.00	169,798.75	58.35 %
31010 - District Clerk						
Salaries/Other Pay/Benefits	513,521	513,521	347,360.68	0.00	166,160.32	67.64 %
Operations	33,639	33,639	16,698.64	111.00	16,829.36	49.97 %
Department Total	547,160	547,160	364,059.32	111.00	182,989.68	66.56 %
32010 - Criminal District Attorney						
Salaries/Other Pay/Benefits	1,734,447	1,734,447	1,247,794.52	0.00	486,652.48	71.94 %
Operations	69,558	57,219	30,428.40	138.00	26,652.60	53.42 %
Department Total	1,804,005	1,791,666	1,278,222.92	138.00	513,305.08	71.35 %
33010 - Justice of Peace Precinct 1						
Salaries/Other Pay/Benefits	224,291	224,291	165,939.58	0.00	58,351.42	73.98 %
Operations	13,574	13,574	4,952.11	320.01	8,301.88	38.84 %
Department Total	237,865	237,865	170,891.69	320.01	66,653.30	71.98 %
33020 - Justice of Peace Precinct 2						
Salaries/Other Pay/Benefits	216,220	216,220	157,167.01	0.00	59,052.99	72.69 %
Operations	10,295	10,295	1,840.54	0.00	8,454.46	17.88 %
Department Total	226,515	226,515	159,007.55	0.00	67,507.45	70.20 %
33030 - Justice of Peace Precinct 3						
Salaries/Other Pay/Benefits	218,851	218,851	160,551.16	0.00	58,299.84	73.36 %
Operations	11,904	11,904	3,975.02	0.00	7,928.98	33.39 %
Department Total	230,755	230,755	164,526.18	0.00	66,228.82	71.30 %
33040 - Justice of Peace Precinct 4						
Salaries/Other Pay/Benefits	274,348	274,348	203,367.94	0.00	70,980.06	74.13 %
Operations	17,237	17,237	6,104.75	0.00	11,132.25	35.42 %
Department Total	291,585	291,585	209,472.69	0.00	82,112.31	71.84 %



Walker County Expenditures vs Budget Report

As of the Month Ended June 30, 2020

Posted as of August 11, 2020

Page 4 of 19

8/12/2020

2:18 PM

For The Fiscal Year Ending September 30,2020

Account	OriginalBudget	RevisedBudget	Actual	Encumbrances	Remaining	Pct
101 - General Fund						
36010 - Juvenile Probation Support - General Fund						
Salaries/Other Pay/Benefits	68,331	68,331	46,146.13	0.00	22,184.87	67.53 %
Operations	82,105	82,105	56,194.87	58.94	25,851.19	68.51 %
Department Total	150,436	150,436	102,341.00	58.94	48,036.06	68.07 %
41010 - Sheriff						
Salaries/Other Pay/Benefits	3,118,932	3,118,932	2,261,065.79	0.00	857,866.21	72.49 %
Operations	300,722	362,833	250,487.54	42,404.51	69,940.95	80.72 %
Capital	243,541	243,541	243,948.45	0.00	(407.45)	100.17 %
Department Total	3,663,195	3,725,306	2,755,501.78	42,404.51	927,399.71	75.11 %
41030 - Sheriff Estray						
Operations	6,000	6,000	2,503.40	322.10	3,174.50	47.09 %
Department Total	6,000	6,000	2,503.40	322.10	3,174.50	47.09 %
43010 - Courthouse Security General Fund						
Salaries/Other Pay/Benefits	264,621	264,621	191,886.35	0.00	72,734.65	72.51 %
Department Total	264,621	264,621	191,886.35	0.00	72,734.65	72.51 %
44001 - Constables Central						
Salaries/Other Pay/Benefits	57,535	57,535	38,787.31	0.00	18,747.69	67.42 %
Operations	5,419	5,419	979.42	0.00	4,439.58	18.07 %
Department Total	62,954	62,954	39,766.73	0.00	23,187.27	63.17 %
44010 - Constable Precinct 1						
Salaries/Other Pay/Benefits	79,694	79,694	58,910.52	0.00	20,783.48	73.92 %
Operations	8,740	8,740	1,927.53	1,662.12	5,150.35	41.07 %
Department Total	88,434	88,434	60,838.05	1,662.12	25,933.83	70.67 %
44020 - Constable Precinct 2						
Salaries/Other Pay/Benefits	79,694	79,694	58,545.27	0.00	21,148.73	73.46 %
Operations	16,327	16,327	13,302.40	1,055.27	1,969.33	87.94 %
Capital	63,693	63,693	37,936.00	21,778.47	3,978.53	93.75 %
Department Total	159,714	159,714	109,783.67	22,833.74	27,096.59	83.03 %
44030 - Constable Precinct 3						
Salaries/Other Pay/Benefits	144,167	144,167	59,042.99	0.00	85,124.01	40.95 %
Operations	37,071	37,071	14,939.46	5,330.65	16,800.89	54.68 %
Department Total	181,238	181,238	73,982.45	5,330.65	101,924.90	43.76 %
44040 - Constable Precinct 4						
Salaries/Other Pay/Benefits	341,722	341,722	236,220.70	0.00	105,501.30	69.13 %
Operations	42,667	51,847	31,596.78	14,068.59	6,181.63	88.08 %
Department Total	384,389	393,569	267,817.48	14,068.59	111,682.93	71.62 %



Walker County Expenditures vs Budget Report

As of the Month Ended June 30, 2020

Posted as of August 11, 2020

Page 5 of 19

8/12/2020

2:18 PM

For The Fiscal Year Ending September 30,2020

Account	OriginalBudget	RevisedBudget	Actual	Encumbrances	Remaining	Pct
101 - General Fund						
45010 - Support Personnel -DPS						
Salaries/Other Pay/Benefits	62,925	62,925	46,010.18	0.00	16,914.82	73.12 %
Operations	2,215	2,215	293.67	0.78	1,920.55	13.29 %
Department Total	65,140	65,140	46,303.85	0.78	18,835.37	71.08 %
45020 - Weigh Station Utilites and Services						
Operations	35,187	35,187	12,945.55	0.00	22,241.45	36.79 %
Department Total	35,187	35,187	12,945.55	0.00	22,241.45	36.79 %
46010 - Emergency Operations						
Salaries/Other Pay/Benefits	108,004	108,004	78,649.84	0.00	29,354.16	72.82 %
Operations	101,783	101,783	60,270.19	2,165.44	39,347.37	61.34 %
Department Total	209,787	209,787	138,920.03	2,165.44	68,701.53	67.25 %
49940 - Public Safety Governmental/Services Contracts						
Walker County Dispatch	686,958	686,958	515,218.50	0.00	171,739.50	75.00 %
City of Huntsville Fire Contract	246,487	246,487	184,869.00	0.00	61,618.00	75.00 %
Crabbs Prairie Fire Department	12,000	12,000	21,000.00	0.00	(9,000.00)	175.00 %
Riverside Fire Department	16,300	16,300	12,231.00	0.00	4,069.00	75.04 %
Crabbs Prairie (Pine Prairie) Fire Department	12,000	12,000	9,000.00	0.00	3,000.00	75.00 %
Dodge Volunteer Fire Department	7,200	7,200	5,400.00	0.00	1,800.00	75.00 %
Thomas Lake Volunteer Fire Department	7,200	7,200	5,400.00	0.00	1,800.00	75.00 %
Department Total	988,145	988,145	753,118.50	0.00	235,026.50	76.22 %
50010 - County Jail						
Salaries/Other Pay/Benefits	2,307,259	2,307,259	1,661,566.00	0.00	645,693.00	72.01 %
Operations	593,109	602,909	434,051.45	26,546.57	142,310.98	76.40 %
Capital	74,520	76,004	76,003.89	0.00	0.11	100.00 %
Department Total	2,974,888	2,986,172	2,171,621.34	26,546.57	788,004.09	73.61 %
50020 - County Jail Inmate Medical Cost Center						
Salaries/Other Pay/Benefits	180,391	180,391	122,742.74	0.00	57,648.26	68.04 %
Operations	169,478	169,478	87,472.17	35,950.89	46,054.94	72.83 %
Department Total	349,869	349,869	210,214.91	35,950.89	103,703.20	70.36 %
50110 - Adult Probation Support- General Fund						
Operations	56,498	58,264	38,057.00	0.00	20,207.00	65.32 %
Department Total	56,498	58,264	38,057.00	0.00	20,207.00	65.32 %
50120 - Adult Probation -Community Services- General Fund						
Salaries/Other Pay/Benefits	56,907	56,907	42,275.33	0.00	14,631.67	74.29 %
Operations	850	850	7.50	0.00	842.50	0.88 %
Department Total	57,757	57,757	42,282.83	0.00	15,474.17	73.21 %



Walker County Expenditures vs Budget Report

As of the Month Ended June 30, 2020

Posted as of August 11, 2020

Page 6 of 19

8/12/2020

2:18 PM

For The Fiscal Year Ending September 30,2020

Account	OriginalBudget	RevisedBudget	Actual	Encumbrances	Remaining	Pct
101 - General Fund						
60010 - Veterans Services						
Salaries/Other Pay/Benefits	32,695	32,695	19,375.03	0.00	13,319.97	59.26 %
Operations	2,137	2,137	24.80	0.00	2,112.20	1.16 %
Department Total	34,832	34,832	19,399.83	0.00	15,432.17	55.70 %
60020 - Social Services						
Operations	23,800	23,800	2,928.28	0.00	20,871.72	12.30 %
Department Total	23,800	23,800	2,928.28	0.00	20,871.72	12.30 %
61020 - Planning and Development						
Salaries/Other Pay/Benefits	476,813	476,813	307,994.04	0.00	168,818.96	64.59 %
Operations	63,225	109,563	91,023.42	1,558.47	16,981.11	84.50 %
Department Total	540,038	586,376	399,017.46	1,558.47	185,800.07	68.31 %
61050 - Litter Control - General Fund						
Operations	14,476	14,476	10,573.96	748.27	3,153.77	78.21 %
Department Total	14,476	14,476	10,573.96	748.27	3,153.77	78.21 %
69940 - Health and Human Services - Governmental/Services Contracts						
Tri-County MHMR	28,730	28,730	21,546.00	0.00	7,184.00	74.99 %
Senior Center	12,500	12,500	9,380.00	0.00	3,120.00	75.04 %
Rita B Huff Humane Center	12,000	12,000	7,000.00	0.00	5,000.00	58.33 %
Spay/Nueter Assistance	12,000	12,000	3,340.00	0.00	8,660.00	27.83 %
Soil Conservation	500	500	500.00	0.00	0.00	100.00 %
Boys Girls Organization	15,000	15,000	15,000.00	0.00	0.00	100.00 %
YMCA After School Program	15,000	15,000	15,000.00	0.00	0.00	100.00 %
Veterans Center Contract	20,000	20,000	20,000.00	0.00	0.00	100.00 %
Department Total	115,730	115,730	91,766.00	0.00	23,964.00	79.29 %
70010 - Historical Commission						
Salaries/Other Pay/Benefits	11,372	11,372	4,267.50	0.00	7,104.50	37.53 %
Operations	5,780	5,780	1,136.01	215.18	4,428.81	23.38 %
Department Total	17,152	17,152	5,403.51	215.18	11,533.31	32.76 %
70020 - Texas AgriLife Extension Service						
Salaries/Other Pay/Benefits	214,049	214,049	139,957.43	0.00	74,091.57	65.39 %
Operations	32,932	32,932	13,720.81	1,125.22	18,085.97	45.08 %
Department Total	246,981	246,981	153,678.24	1,125.22	92,177.54	62.68 %
92020 - Debt-Voter Equipment						
Debt-Principal and Interest Payment	228,189	228,189	228,188.64	0.00	0.36	100.00 %
Department Total	228,189	228,189	228,188.64	0.00	0.36	100.00 %



Walker County Expenditures vs Budget Report

As of the Month Ended June 30, 2020

Posted as of August 11, 2020

Page 7 of 19

8/12/2020

2:18 PM

For The Fiscal Year Ending September 30,2020

Account	OriginalBudget	RevisedBudget	Actual	Encumbrances	Remaining	Pct
101 - General Fund						
93000 - Transfers Out /General Fund, Projects						
Transfers to Other Funds	2,490,906	2,503,372	2,503,372.00	0.00	0.00	100.00 %
Department Total	2,490,906	2,503,372	2,503,372.00	0.00	0.00	100.00 %
101 - General Fund Total	26,086,929	26,150,806	18,318,305.90	177,216.64	7,655,283.46	70.73 %
105 - General Projects Fund						
19990 - General Government Projects						
Projects - IT	0	45,254	189.00	0.00	45,065.00	0.42 %
Software Project	0	55,000	0.00	0.00	55,000.00	0.00 %
Document Management Project	0	45,000	0.00	0.00	45,000.00	0.00 %
Furniture-Meeting Room Annex	0	3,209	3,208.17	0.00	0.83	99.97 %
County Facilities Projects	150,000	534,217	12,080.28	0.00	522,136.72	2.26 %
Project Contingency	77,178	772,405	0.00	0.00	772,405.00	0.00 %
Set-Aside for Future Buildings	0	50,000	0.00	0.00	50,000.00	0.00 %
Project-Copier Replacement	0	135,019	0.00	0.00	135,019.00	0.00 %
HVAC Capital	21,000	25,500	25,500.00	0.00	0.00	100.00 %
Department Total	248,178	1,665,604	40,977.45	0.00	1,624,626.55	2.46 %
29990 - Financial Projects						
Financial System Upgrade	0	150,534	0.00	0.00	150,534.00	0.00 %
Payroll Software System	100,000	146,000	19,960.00	63,825.00	62,215.00	57.39 %
Department Total	100,000	296,534	19,960.00	63,825.00	212,749.00	28.25 %
39990 - Judicial Projects						
Furniture-District Clerk	0	26,208	26,207.22	0.00	0.78	100.00 %
CDA Projects	0	6,493	6,492.83	0.00	0.17	100.00 %
Department Total	0	32,701	32,700.05	0.00	0.95	100.00 %
49990 - Public Safety Projects						
Weigh Station Project	0	11,400	0.00	0.00	11,400.00	0.00 %
Emergency Management Projects	0	63,780	7,163.05	3,297.96	53,318.99	16.40 %
Department Total	0	75,180	7,163.05	3,297.96	64,718.99	13.91 %
69990 - Health and Human Services Projects						
Project - GIS	0	10,216	0.00	0.00	10,216.00	0.00 %
Nuisance Abatement Project	0	13,000	0.00	0.00	13,000.00	0.00 %
Department Total	0	23,216	0.00	0.00	23,216.00	0.00 %
105 - General Projects Fund Total	348,178	2,093,235	100,800.55	67,122.96	1,925,311.49	8.02 %



Walker County Expenditures vs Budget Report

As of the Month Ended June 30, 2020

Posted as of August 11, 2020

Page 8 of 19

8/12/2020

2:18 PM

For The Fiscal Year Ending September 30,2020

Account	OriginalBudget	RevisedBudget	Actual	Encumbrances	Remaining	Pct
185 - Healthy County Initiative Fund						
15110 - Healthy County Initiative						
Operations	3,000	3,000	25.00	0.00	2,975.00	0.83 %
Department Total	3,000	3,000	25.00	0.00	2,975.00	0.83 %
185 - Healthy County Initiative Fund Total	3,000	3,000	25.00	0.00	2,975.00	0.83 %
192 - Debt Service Fund						
92000 - Debt Service						
Principal - 2012 Series Certificate of Obligation	910,000	910,000	0.00	0.00	910,000.00	0.00 %
Interest - 2012 Series Certificate of Obligation	467,168	467,168	233,583.77	0.00	233,584.23	50.00 %
Department Total	1,377,168	1,377,168	233,583.77	0.00	1,143,584.23	16.96 %
192 - Debt Service Fund Total	1,377,168	1,377,168	233,583.77	0.00	1,143,584.23	16.96 %
220 - Road and Bridge Fund						
19200 - Contingency						
Contingency	700,000	0	0.00	0.00	0.00	0.00 %
Department Total	700,000	0	0.00	0.00	0.00	0.00 %
82200 - Road and Bridge General						
Operations	70,000	202,025	38,043.22	43,048.15	120,933.63	40.14 %
Department Total	70,000	202,025	38,043.22	43,048.15	120,933.63	40.14 %
82210 - Road and Bridge Precinct 1						
Salaries/Other Pay/Benefits	618,548	618,548	446,382.89	0.00	172,165.11	72.17 %
Operations	618,705	1,268,962	345,261.77	86,628.14	837,072.09	34.03 %
Capital	0	0	5,595.00	0.00	(5,595.00)	0.00 %
Department Total	1,237,253	1,887,510	797,239.66	86,628.14	1,003,642.20	46.83 %
82220 - Road and Bridge Precinct 2						
Salaries/Other Pay/Benefits	710,957	710,957	515,618.49	0.00	195,338.51	72.52 %
Operations	775,208	1,607,610	415,244.60	129,654.82	1,062,710.58	33.90 %
Capital	0	36,000	36,000.00	0.00	0.00	100.00 %
Department Total	1,486,165	2,354,567	966,863.09	129,654.82	1,258,049.09	46.57 %
82230 - Road and Bridge Precinct 3						
Salaries/Other Pay/Benefits	773,538	773,538	565,257.46	0.00	208,280.54	73.07 %
Operations	721,797	1,509,075	487,480.03	383,773.18	637,821.79	57.73 %
Capital	0	60,485	24,000.00	36,485.00	0.00	100.00 %



Walker County Expenditures vs Budget Report

As of the Month Ended June 30, 2020

Posted as of August 11, 2020

Page 9 of 19

8/12/2020

2:18 PM

For The Fiscal Year Ending September 30,2020

Account	OriginalBudget	RevisedBudget	Actual	Encumbrances	Remaining	Pct
220 - Road and Bridge Fund						
Department Total	1,495,335	2,343,098	1,076,737.49	420,258.18	846,102.33	63.89 %
82240 - Road and Bridge Precinct 4						
Salaries/Other Pay/Benefits	706,145	716,145	539,487.06	0.00	176,657.94	75.33 %
Operations	817,263	1,753,464	750,805.83	216,222.32	786,435.85	55.15 %
Capital	0	63,623	62,623.00	0.00	1,000.00	98.43 %
Department Total	1,523,408	2,533,232	1,352,915.89	216,222.32	964,093.79	61.94 %
82260 - Road and Bridge Capital Projects Weigh Station Revenues						
Operations	0	172,175	55,880.58	0.00	116,294.42	32.46 %
Department Total	0	172,175	55,880.58	0.00	116,294.42	32.46 %
88010 - Road and Bridge Weigh Station Operations						
Salaries/Other Pay/Benefits	20,772	20,772	11,934.19	0.00	8,837.81	57.45 %
Operations	35,000	35,000	3,072.90	0.00	31,927.10	8.78 %
Department Total	55,772	55,772	15,007.09	0.00	40,764.91	26.91 %
88900 - Road and Bridge Revenues Weigh Station Projects						
Operations	0	70,731	0.00	0.00	70,731.00	0.00 %
Department Total	0	70,731	0.00	0.00	70,731.00	0.00 %
220 - Road and Bridge Fund Total	6,567,933	9,619,110	4,302,687.02	895,811.61	4,420,611.37	54.04 %
301 - Walker County EMS Fund						
46099 - Walker County EMS - Contingency						
Operations	100,000	100,000	0.00	0.00	100,000.00	0.00 %
Department Total	100,000	100,000	0.00	0.00	100,000.00	0.00 %
46100 - Walker County EMS - Emergency Services						
Salaries/Other Pay/Benefits	2,662,374	2,662,374	1,952,819.17	0.00	709,554.83	73.35 %
Operations	520,511	520,511	413,177.87	39,007.83	68,325.30	86.87 %
Capital	338,612	338,612	336,957.76	248,505.00	(246,850.76)	172.90 %
Department Total	3,521,497	3,521,497	2,702,954.80	287,512.83	531,029.37	84.92 %
46110 - Walker County EMS - Transfer Services						
Salaries/Other Pay/Benefits	473,403	473,403	293,886.89	0.00	179,516.11	62.08 %
Operations	31,100	31,100	8,076.57	4,487.31	18,536.12	40.40 %
Department Total	504,503	504,503	301,963.46	4,487.31	198,052.23	60.74 %
301 - Walker County EMS Fund Total	4,126,000	4,126,000	3,004,918.26	292,000.14	829,081.60	79.91 %



Walker County Expenditures vs Budget Report

As of the Month Ended June 30, 2020

Posted as of August 11, 2020

Page 10 of 19

8/12/2020

2:18 PM

For The Fiscal Year Ending September 30,2020

Account	OriginalBudget	RevisedBudget	Actual	Encumbrances	Remaining	Pct
473 - AutoTheft Task Force						
42080 - AutoTheft Task Force						
Salaries/Other Pay/Benefits	74,461	74,461	55,494.73	0.00	18,966.27	74.53 %
Department Total	74,461	74,461	55,494.73	0.00	18,966.27	74.53 %
473 - AutoTheft Task Force Total	74,461	74,461	55,494.73	0.00	18,966.27	74.53 %
474 - District Attorney Victim Assistance Coord						
32091 - District Attorney Victim Assistance Coord						
Salaries/Other Pay/Benefits	61,277	61,277	42,307.51	0.00	18,969.49	69.04 %
Operations	1,050	1,050	0.00	0.00	1,050.00	0.00 %
Department Total	62,327	62,327	42,307.51	0.00	20,019.49	67.88 %
474 - District Attorney Victim Assistance Coord Total	62,327	62,327	42,307.51	0.00	20,019.49	67.88 %
481 - Grant-Jag						
48856 - JAG Grant - 2019						
Operations	6,225	6,225	6,225.50	0.00	(0.50)	100.01 %
Department Total	6,225	6,225	6,225.50	0.00	(0.50)	100.01 %
481 - Grant-Jag Total	6,225	6,225	6,225.50	0.00	(0.50)	100.01 %
483 - Grants-HAVA Fund						
16050 - Elections-HAVA Grant						
Operations	0	50,984	7,622.61	0.00	43,361.39	14.95 %
Department Total	0	50,984	7,622.61	0.00	43,361.39	14.95 %
483 - Grants-HAVA Fund Total	0	50,984	7,622.61	0.00	43,361.39	14.95 %
511 - County Records Management and Preservation Fund						
15080 - County Records Preservation						
Operations	19,225	19,225	15,716.00	0.00	3,509.00	81.75 %
Department Total	19,225	19,225	15,716.00	0.00	3,509.00	81.75 %
511 - County Records Management and Preservation Fund Total	19,225	19,225	15,716.00	0.00	3,509.00	81.75 %



Walker County Expenditures vs Budget Report

As of the Month Ended June 30, 2020

Posted as of August 11, 2020

Page 11 of 19

8/12/2020

2:18 PM

For The Fiscal Year Ending September 30,2020

Account	OriginalBudget	RevisedBudget	Actual	Encumbrances	Remaining	Pct
512 - County Records Preservation II Fund						
15090 - County Records II Digitize						
Operations	24,411	19,094	0.00	0.00	19,094.00	0.00 %
Capital	0	5,317	5,317.00	0.00	0.00	100.00 %
Department Total	24,411	24,411	5,317.00	0.00	19,094.00	21.78 %
512 - County Records Preservation II Fund Total	24,411	24,411	5,317.00	0.00	19,094.00	21.78 %
515 - County Clerk Records Management and Preservation Fund						
15060 - County Clerk Records Preservation						
Salaries/Other Pay/Benefits	68,810	68,810	35,294.50	0.00	33,515.50	51.29 %
Operations	2,500	2,500	3,402.82	0.00	(902.82)	136.11 %
Department Total	71,310	71,310	38,697.32	0.00	32,612.68	54.27 %
515 - County Clerk Records Management and Preservation Fund Total	71,310	71,310	38,697.32	0.00	32,612.68	54.27 %
516 - County Clerk Records Archive Fund						
15070 - County Clerk Archive						
Contingency	200,000	200,000	0.00	0.00	200,000.00	0.00 %
Department Total	200,000	200,000	0.00	0.00	200,000.00	0.00 %
516 - County Clerk Records Archive Fund Total	200,000	200,000	0.00	0.00	200,000.00	0.00 %
518 - District Clerk Records Management and Preservation Fund						
31020 - District Clerk Records Preservation						
Operations	3,000	3,000	0.00	0.00	3,000.00	0.00 %
Department Total	3,000	3,000	0.00	0.00	3,000.00	0.00 %
518 - District Clerk Records Management and Preservation Fund Total	3,000	3,000	0.00	0.00	3,000.00	0.00 %



Walker County Expenditures vs Budget Report

As of the Month Ended June 30, 2020

Posted as of August 11, 2020

Page 12 of 19

8/12/2020

2:18 PM

For The Fiscal Year Ending September 30,2020

Account	OriginalBudget	RevisedBudget	Actual	Encumbrances	Remaining	Pct
519 - District Clerk Rider Fund						
31030 - District Clerk Rider for Prosecution						
Salaries/Other Pay/Benefits	4,895	7,344	5,372.21	0.00	1,971.79	73.15 %
Operations	31,000	28,551	2,929.75	2,398.76	23,222.49	18.66 %
Department Total	35,895	35,895	8,301.96	2,398.76	25,194.28	29.81 %
519 - District Clerk Rider Fund Total	35,895	35,895	8,301.96	2,398.76	25,194.28	29.81 %
520 - District Clerk Archive Fund						
31040 - District Clerk Archive						
Operations	2,945	2,945	2,830.00	0.00	115.00	96.10 %
Department Total	2,945	2,945	2,830.00	0.00	115.00	96.10 %
520 - District Clerk Archive Fund Total	2,945	2,945	2,830.00	0.00	115.00	96.10 %
523 - County Jury Fee Fund						
34040 - County Jury						
Operations	5,000	5,000	1,067.00	0.00	3,933.00	21.34 %
Department Total	5,000	5,000	1,067.00	0.00	3,933.00	21.34 %
523 - County Jury Fee Fund Total	5,000	5,000	1,067.00	0.00	3,933.00	21.34 %
525 - Court Reporter Service Fund						
34020 - Court Reporter Fees						
Operations	14,000	14,000	5,517.60	0.00	8,482.40	39.41 %
Department Total	14,000	14,000	5,517.60	0.00	8,482.40	39.41 %
525 - Court Reporter Service Fund Total	14,000	14,000	5,517.60	0.00	8,482.40	39.41 %
526 - County Law Library Fund						
34030 - Law Library						
Salaries/Other Pay/Benefits	9,545	9,545	6,965.60	0.00	2,579.40	72.98 %
Operations	28,577	28,577	26,643.06	0.00	1,933.94	93.23 %
Department Total	38,122	38,122	33,608.66	0.00	4,513.34	88.16 %
526 - County Law Library Fund Total	38,122	38,122	33,608.66	0.00	4,513.34	88.16 %



Walker County Expenditures vs Budget Report

As of the Month Ended June 30, 2020

Posted as of August 11, 2020

Page 13 of 19

8/12/2020

2:18 PM

For The Fiscal Year Ending September 30,2020

Account	OriginalBudget	RevisedBudget	Actual	Encumbrances	Remaining	Pct
536 - Courthouse Security Fund						
43020 - Courthouse Security Fund-Fund 536						
Salaries/Other Pay/Benefits	70,504	70,504	54,455.86	0.00	16,048.14	77.24 %
Department Total	70,504	70,504	54,455.86	0.00	16,048.14	77.24 %
536 - Courthouse Security Fund Total	70,504	70,504	54,455.86	0.00	16,048.14	77.24 %
537 - Justice Courts Building Security Fund						
43030 - Justice Courts Building Security						
Operations	10,000	10,000	3,465.12	0.00	6,534.88	34.65 %
Department Total	10,000	10,000	3,465.12	0.00	6,534.88	34.65 %
537 - Justice Courts Building Security Fund Total	10,000	10,000	3,465.12	0.00	6,534.88	34.65 %
550 - Justice Courts Technology Fund						
34010 - Justice Court Technology						
Operations	19,701	19,701	8,551.89	4,361.99	6,787.12	65.55 %
Contingency	5,000	5,000	0.00	0.00	5,000.00	0.00 %
Department Total	24,701	24,701	8,551.89	4,361.99	11,787.12	52.28 %
550 - Justice Courts Technology Fund Total	24,701	24,701	8,551.89	4,361.99	11,787.12	52.28 %
551 - County and District Courts Technology Fund						
34060 - County and District Courts Technology						
Operations	4,920	4,920	0.00	0.00	4,920.00	0.00 %
Department Total	4,920	4,920	0.00	0.00	4,920.00	0.00 %
551 - County and District Courts Technology Fund Total	4,920	4,920	0.00	0.00	4,920.00	0.00 %
560 - District Attorney Prosecutors Supplement Fund						
32040 - District Attorney Supplement						
Operations	22,500	22,500	9,979.22	971.40	11,549.38	48.67 %
Department Total	22,500	22,500	9,979.22	971.40	11,549.38	48.67 %
560 - District Attorney Prosecutors Supplement Fund Total	22,500	22,500	9,979.22	971.40	11,549.38	48.67 %



Walker County Expenditures vs Budget Report

As of the Month Ended June 30, 2020

Posted as of August 11, 2020

Page 14 of 19

8/12/2020

2:18 PM

For The Fiscal Year Ending September 30,2020

Account	OriginalBudget	RevisedBudget	Actual	Encumbrances	Remaining	Pct
561 - Pretrial Intervention Program Fund						
34050 - Pretrial Invention						
Salaries/Other Pay/Benefits	0	9,361	6,935.57	0.00	2,425.43	74.09 %
Operations	47,568	38,207	0.00	0.00	38,207.00	0.00 %
Department Total	47,568	47,568	6,935.57	0.00	40,632.43	14.58 %
561 - Pretrial Intervention Program Fund Total	47,568	47,568	6,935.57	0.00	40,632.43	14.58 %
562 - District Attorney Forfeiture Fund						
32020 - District Attorney Forfeiture						
Operations	24,000	24,000	7,391.01	0.00	16,608.99	30.80 %
Department Total	24,000	24,000	7,391.01	0.00	16,608.99	30.80 %
562 - District Attorney Forfeiture Fund Total	24,000	24,000	7,391.01	0.00	16,608.99	30.80 %
563 - District Attorney Hot Check Fee Fund						
32030 - District Attorney Hot Check Fees						
Salaries/Other Pay/Benefits	684	0	0.00	0.00	0.00	0.00 %
Operations	2,316	3,000	(155.90)	0.00	3,155.90	-5.20 %
Department Total	3,000	3,000	(155.90)	0.00	3,155.90	-5.20 %
563 - District Attorney Hot Check Fee Fund Total	3,000	3,000	(155.90)	0.00	3,155.90	-5.20 %
574 - Sheriff Forfeiture Fund						
41020 - Sheriff Forfeiture						
Operations	20,000	40,000	32,261.30	0.00	7,738.70	80.65 %
Contingency	20,000	0	0.00	0.00	0.00	0.00 %
Department Total	40,000	40,000	32,261.30	0.00	7,738.70	80.65 %
574 - Sheriff Forfeiture Fund Total	40,000	40,000	32,261.30	0.00	7,738.70	80.65 %
576 - Sheriff Inmate Medical Fund						
50030 - Sheriff Inmate Medical						
Operations	10,000	10,000	0.00	0.00	10,000.00	0.00 %



Walker County Expenditures vs Budget Report

As of the Month Ended June 30, 2020

Posted as of August 11, 2020

Page 15 of 19

8/12/2020

2:18 PM

For The Fiscal Year Ending September 30,2020

Account	OriginalBudget	RevisedBudget	Actual	Encumbrances	Remaining	Pct
576 - Sheriff Inmate Medical Fund						
Department Total	10,000	10,000	0.00	0.00	10,000.00	0.00 %
576 - Sheriff Inmate Medical Fund Total	10,000	10,000	0.00	0.00	10,000.00	0.00 %
577 - DOJ Equitable Sharing Fund						
42570 - DOJ Equitable Sharing						
Contingency	50,000	50,000	0.00	0.00	50,000.00	0.00 %
Department Total	50,000	50,000	0.00	0.00	50,000.00	0.00 %
577 - DOJ Equitable Sharing Fund Total	50,000	50,000	0.00	0.00	50,000.00	0.00 %
583 - Elections Equipment Fund						
16030 - Elections Equipment						
Operations	7,800	7,800	35,595.00	0.00	(27,795.00)	456.35 %
Department Total	7,800	7,800	35,595.00	0.00	(27,795.00)	456.35 %
583 - Elections Equipment Fund Total	7,800	7,800	35,595.00	0.00	(27,795.00)	456.35 %
584 - Tax Assessor Elections Service Contract Fund						
16040 - Elections Services/Contracts						
Salaries/Other Pay/Benefits	4,218	4,218	0.00	0.00	4,218.00	0.00 %
Operations	2,227	2,227	3,046.25	0.00	(819.25)	136.79 %
Department Total	6,445	6,445	3,046.25	0.00	3,398.75	47.27 %
584 - Tax Assessor Elections Service Contract Fund Total	6,445	6,445	3,046.25	0.00	3,398.75	47.27 %
589 - Tax Assessor Special Inventory Fee Fund						
21030 - Vehicle Designated Special Revenues						
Operations	0	0	6,359.26	0.00	(6,359.26)	0.00 %
Department Total	0	0	6,359.26	0.00	(6,359.26)	0.00 %
589 - Tax Assessor Special Inventory Fee Fund Total	0	0	6,359.26	0.00	(6,359.26)	0.00 %



Walker County Expenditures vs Budget Report

As of the Month Ended June 30, 2020

Posted as of August 11, 2020

Page 16 of 19

8/12/2020

2:18 PM

For The Fiscal Year Ending September 30,2020

Account	OriginalBudget	RevisedBudget	Actual	Encumbrances	Remaining	Pct
601 - Special Prosecution/Civil/Juvenile Fund						
35020 - SPU Criminal						
Salaries/Other Pay/Benefits	1,519,923	1,519,923	1,084,848.49	0.00	435,074.51	71.38 %
Department Total	1,519,923	1,519,923	1,084,848.49	0.00	435,074.51	71.38 %
35030 - SPU - State General Allocation						
Salaries/Other Pay/Benefits	198,247	198,247	124,738.99	0.00	73,508.01	62.92 %
Operations	189,856	190,687	120,102.28	185.00	70,399.72	63.08 %
Capital	20,000	31,450	17,936.00	0.00	13,514.00	57.03 %
Department Total	408,103	420,384	262,777.27	185.00	157,421.73	62.55 %
35040 - SPU Civil Division						
Salaries/Other Pay/Benefits	1,603,331	1,603,331	1,191,092.51	0.00	412,238.49	74.29 %
Operations	1,006,736	1,006,736	586,290.86	259.00	420,186.14	58.26 %
Department Total	2,610,067	2,610,067	1,777,383.37	259.00	832,424.63	68.11 %
35050 - SPU Juvenile Division						
Salaries/Other Pay/Benefits	840,704	840,704	585,760.78	0.00	254,943.22	69.68 %
Operations	124,137	124,137	65,594.49	0.00	58,542.51	52.84 %
Department Total	964,841	964,841	651,355.27	0.00	313,485.73	67.51 %
601 - Special Prosecution/Civil/Juvenile Fund Total	5,502,934	5,515,215	3,776,364.40	444.00	1,738,406.60	68.48 %
615 - Adult Probation-Basic Services Fund						
50130 - Adult Basic Supervision						
Salaries/Other Pay/Benefits	1,292,707	1,292,707	865,333.80	0.00	427,373.20	66.94 %
Operations	142,208	142,208	84,379.60	4,207.28	53,621.12	62.29 %
Capital	37,941	37,941	0.00	0.00	37,941.00	0.00 %
Transfers to Other Funds	8,712	8,712	0.00	0.00	8,712.00	0.00 %
Department Total	1,481,568	1,481,568	949,713.40	4,207.28	527,647.32	64.39 %
615 - Adult Probation-Basic Services Fund Total	1,481,568	1,481,568	949,713.40	4,207.28	527,647.32	64.39 %
616 - Adult Probation - Court Services Fund						
50150 - Adult Court Services						
Salaries/Other Pay/Benefits	162,399	162,399	122,056.76	0.00	40,342.24	75.16 %
Operations	27,726	27,726	2,429.14	0.00	25,296.86	8.76 %
Department Total	190,125	190,125	124,485.90	0.00	65,639.10	65.48 %
616 - Adult Probation - Court Services Fund Total	190,125	190,125	124,485.90	0.00	65,639.10	65.48 %



Walker County Expenditures vs Budget Report

As of the Month Ended June 30, 2020

Posted as of August 11, 2020

Page 17 of 19

8/12/2020

2:18 PM

For The Fiscal Year Ending September 30,2020

Account	OriginalBudget	RevisedBudget	Actual	Encumbrances	Remaining	Pct
617 - Adult Probation-Substance Abuse Services Fund						
50170 - Adult Substance Abuse Services						
Salaries/Other Pay/Benefits	112,788	59,998	44,473.39	0.00	15,524.61	74.12 %
Operations	12,610	64,276	41,352.13	756.25	22,167.62	65.51 %
Department Total	125,398	124,274	85,825.52	756.25	37,692.23	69.67 %
617 - Adult Probation-Substance Abuse Services Fund Total	125,398	124,274	85,825.52	756.25	37,692.23	69.67 %
618 - Adult Probation-Pretrial Diversion						
50190 - Adult Pretrial Diversion						
Salaries/Other Pay/Benefits	32,442	32,442	23,763.67	0.00	8,678.33	73.25 %
Operations	3,508	3,508	2,987.64	0.00	520.36	85.17 %
Department Total	35,950	35,950	26,751.31	0.00	9,198.69	74.41 %
618 - Adult Probation-Pretrial Diversion Total	35,950	35,950	26,751.31	0.00	9,198.69	74.41 %
640 - Juvenile Grant Fund Title IVE						
36030 - Juvenile Title IV-E						
Operations	0	0	876.18	0.00	(876.18)	0.00 %
Department Total	0	0	876.18	0.00	(876.18)	0.00 %
640 - Juvenile Grant Fund Title IVE Total	0	0	876.18	0.00	(876.18)	0.00 %
641 - Juvenile Grant-State Aid Fund						
36040 - Juvenile State/Grant Aid						
Salaries/Other Pay/Benefits	205,606	205,606	142,654.05	0.00	62,951.95	69.38 %
Operations	5,496	5,496	1,095.00	0.00	4,401.00	19.92 %
Department Total	211,102	211,102	143,749.05	0.00	67,352.95	68.09 %
641 - Juvenile Grant-State Aid Fund Total	211,102	211,102	143,749.05	0.00	67,352.95	68.09 %



Walker County Expenditures vs Budget Report

As of the Month Ended June 30, 2020

Posted as of August 11, 2020

Page 18 of 19

8/12/2020

2:18 PM

For The Fiscal Year Ending September 30,2020

Account	OriginalBudget	RevisedBudget	Actual	Encumbrances	Remaining	Pct
643 - Juvenile Grant-Commitment Reduction Fund						
36050 - Juvenile Commitment Reduction						
Operations	31,922	31,922	27,067.00	0.00	4,855.00	84.79 %
Department Total	31,922	31,922	27,067.00	0.00	4,855.00	84.79 %
643 - Juvenile Grant-Commitment Reduction Fund Total	31,922	31,922	27,067.00	0.00	4,855.00	84.79 %
644 - Juvenile Grant-Medical Services Fund						
36060 - Juvenile Grant Medical Services						
Salaries/Other Pay/Benefits	34,066	34,066	25,137.51	0.00	8,928.49	73.79 %
Operations	92	92	0.00	0.00	92.00	0.00 %
Department Total	34,158	34,158	25,137.51	0.00	9,020.49	73.59 %
644 - Juvenile Grant-Medical Services Fund Total	34,158	34,158	25,137.51	0.00	9,020.49	73.59 %
645 - Juvenile HGAC Services Grant						
36070 - Juvenile HGAC Services Grant						
Operations	0	0	5,335.00	0.00	(5,335.00)	0.00 %
Department Total	0	0	5,335.00	0.00	(5,335.00)	0.00 %
645 - Juvenile HGAC Services Grant Total	0	0	5,335.00	0.00	(5,335.00)	0.00 %
646 - Juvenile Grant-PrePost Adjudication						
36080 - Juvenile Grant PrePost Adjudication						
Operations	15,038	15,038	9,368.00	0.00	5,670.00	62.30 %
Department Total	15,038	15,038	9,368.00	0.00	5,670.00	62.30 %
646 - Juvenile Grant-PrePost Adjudication Total	15,038	15,038	9,368.00	0.00	5,670.00	62.30 %
647 - Juvenile Grant-Community Programs						
36090 - Juvenile Grant Community Programs						
Salaries/Other Pay/Benefits	102,159	102,159	75,774.09	0.00	26,384.91	74.17 %
Operations	387	387	0.00	0.00	387.00	0.00 %
Department Total	102,546	102,546	75,774.09	0.00	26,771.91	73.89 %



Walker County Expenditures vs Budget Report

As of the Month Ended June 30, 2020

Posted as of August 11, 2020

Page 19 of 19

8/12/2020

2:18 PM

For The Fiscal Year Ending September 30,2020

Account	OriginalBudget	RevisedBudget	Actual	Encumbrances	Remaining	Pct
647 - Juvenile Grant-Community Programs Total	102,546	102,546	75,774.09	0.00	26,771.91	73.89 %
 648 - Juvenile Regionalization Money						
36091 - Juvenile Regionalization Money						
Operations	0	0	46,282.00	0.00	(46,282.00)	0.00 %
Department Total	0	0	46,282.00	0.00	(46,282.00)	0.00 %
648 - Juvenile Regionalization Money Total	0	0	46,282.00	0.00	(46,282.00)	0.00 %
 801 - Sheriff Commissary Fund						
50040 - Sheriff Commissary Operations						
Salaries/Other Pay/Benefits	0	0	1,838.93	0.00	(1,838.93)	0.00 %
Operations	0	0	22,955.05	0.00	(22,955.05)	0.00 %
Department Total	0	0	24,793.98	0.00	(24,793.98)	0.00 %
801 - Sheriff Commissary Fund Total	0	0	24,793.98	0.00	(24,793.98)	0.00 %
 802 - Walker County Public Safety Communications Center						
46500 - Walker County Central Dispatch Services						
Salaries/Other Pay/Benefits	1,185,767	1,185,767	731,149.17	0.00	454,617.83	61.66 %
Operations	245,343	258,587	161,411.89	171.06	97,004.05	62.49 %
Capital	0	94,760	93,774.59	895.11	90.30	99.90 %
Contingency	62,879	62,879	0.00	0.00	62,879.00	0.00 %
Department Total	1,493,989	1,601,993	986,335.65	1,066.17	614,591.18	61.64 %
802 - Walker County Public Safety Communications Center Total	1,493,989	1,601,993	986,335.65	1,066.17	614,591.18	61.64 %
 Report Totals	48,612,297	53,642,553	32,658,769.96	1,446,357.20	19,537,425.84	63.58 %

Final
\$20,000,000
Walker County, Texas
Certificates of Obligation
Series 2012

Sources & Uses

Dated 06/01/ 2012

Delivered 06/21/2012

Sources of Funds

Par Amount of Bonds	\$20,000,000.00
Reoffering Premium	130,840.40
Accrued Interest from 06/01/2012 to 06/21/2012	32,798.19
Total Sources	\$20,163,638.59

Uses Of Funds

Deposit to Project Fund	\$19,818,693.66
Costs of Issuance	109,000.00
Total Underwriter's Discount (0.521%)	104,136.25
Gross Bond Insurance Premium (36.0 bp)	99,010.49
Deposit to Debt Service Fund	32,798.19
Total Uses	\$20,163,638.59

Final
\$20,000,000
Walker County, Texas
Certificates of Obligation
Series 2012

Debt Service Schedule

Part 1 of 2

Date	Principal	Coupon	Interest	Total P+I	Fiscal Total
06/21/2012	-	-	-	-	-
02/01/2013	-	-	393,578.33	393,578.33	-
08/01/2013	685,000.00	2.000%	295,183.75	980,183.75	-
09/30/2013	-	-	-	-	1,373,762.08
02/01/2014	-	-	288,333.75	288,333.75	-
08/01/2014	800,000.00	2.000%	238,333.75	1,088,333.75	-
09/30/2014	-	-	-	-	1,376,667.50
02/01/2015	-	-	280,333.75	280,333.75	-
08/01/2015	815,000.00	2.000%	280,333.75	1,095,333.75	-
09/30/2015	-	-	-	-	1,375,667.50
02/01/2016	-	-	272,183.75	272,183.75	-
08/01/2016	830,000.00	2.000%	272,183.75	1,102,183.75	-
09/30/2016	-	-	-	-	1,374,367.50
02/01/2017	-	-	263,883.75	263,883.75	-
08/01/2017	845,000.00	2.000%	263,883.75	1,108,883.75	-
09/30/2017	-	-	-	-	1,372,767.50
02/01/2018	-	-	255,433.75	255,433.75	-
08/01/2018	865,000.00	2.000%	255,433.75	1,120,433.75	-
09/30/2018	-	-	-	-	1,375,867.50
02/01/2019	-	-	246,783.75	246,783.75	-
08/01/2019	880,000.00	3.000%	246,783.75	1,126,783.75	-
09/30/2019	-	-	-	-	1,373,567.50
02/01/2020	-	-	233,583.75	233,583.75	-
08/01/2020	910,000.00	3.000%	233,583.75	1,143,583.75	-
09/30/2020	-	-	-	-	1,377,167.50
02/01/2021	-	-	219,933.75	219,933.75	-
08/01/2021	935,000.00	3.000%	219,933.75	1,154,933.75	-
09/30/2021	-	-	-	-	1,374,867.50
02/01/2022	-	-	205,908.75	205,908.75	-
08/01/2022	965,000.00	3.000%	205,908.75	1,170,908.75	-
09/30/2022	-	-	-	-	1,376,817.50
02/01/2023	-	-	191,433.75	191,433.75	-
08/01/2023	990,000.00	3.000%	191,433.75	1,181,433.75	-
09/30/2023	-	-	-	-	1,372,867.50
02/01/2024	-	-	176,583.75	176,583.75	-
08/01/2024	1,020,000.00	3.000%	176,583.75	1,196,583.75	-
09/30/2024	-	-	-	-	1,373,167.50
02/01/2025	-	-	161,283.75	161,283.75	-
08/01/2025	1,055,000.00	3.125%	161,283.75	1,216,283.75	-
09/30/2025	-	-	-	-	1,377,567.50
02/01/2026	-	-	144,799.38	144,799.38	-
08/01/2026	1,085,000.00	3.125%	144,799.38	1,229,799.38	-
09/30/2026	-	-	-	-	1,374,598.76
02/01/2027	-	-	127,846.25	127,846.25	-
08/01/2027	1,120,000.00	3.250%	127,846.25	1,247,846.25	-

Final
\$20,000,000
Walker County, Texas
Certificates of Obligation
Series 2012

Debt Service Schedule

Part 2 of 2

Date	Principal	Coupon	Interest	Total P+I	Fiscal Total
09/30/2027	-	-	-	-	1,375,692.50
02/01/2028	-	-	109,646.25	109,646.25	-
08/01/2028	1,155,000.00	3.375%	109,646.25	1,264,646.25	-
09/30/2028	-	-	-	-	1,374,292.50
02/01/2029	-	-	90,155.63	90,155.63	-
08/01/2029	1,195,000.00	3.375%	90,155.63	1,285,155.63	-
09/30/2029	-	-	-	-	1,375,311.26
02/01/2030	-	-	69,990.00	69,990.00	-
08/01/2030	1,235,000.00	3.500%	69,990.00	1,304,990.00	-
09/30/2030	-	-	-	-	1,374,980.00
02/01/2031	-	-	48,377.50	48,377.50	-
08/01/2031	1,280,000.00	3.700%	48,377.50	1,328,377.50	-
09/30/2031	-	-	-	-	1,376,755.00
02/01/2032	-	-	24,697.50	24,697.50	-
06/01/2032	1,335,000.00	3.700%	16,465.00	1,351,465.00	-
09/30/2032	-	-	-	-	1,376,162.50
Total	\$20,000,000.00	-	\$7,502,914.60	\$27,502,914.60	-

**Yield
Statistics**

Accrued interest from 06/01/2012 to 06/21/2012	\$32,798.19
Bond Year Dollars	\$232,960.83
Average Life	11.648 Years
Average Coupon	3.2206764%
Net Interest Cost (NIC)	3.2092135%
True Interest Cost (TIC)	3.1782981%
Bond Yield for Arbitrage Purposes	3.1755617%
All Inclusive Cost (AIC)	3.2901900%

Final
\$20,000,000
Walker County, Texas
Certificates of Obligation
Series 2012

Debt Service Schedule

Date	Principal	Coupon	Interest	Total P+I
09/30/2012	-	-	-	-
09/30/2013	685,000.00	2.000%	688,762.08	1,373,762.08
09/30/2014	800,000.00	2.000%	576,667.50	1,376,667.50
09/30/2015	815,000.00	2.000%	560,667.50	1,375,667.50
09/30/2016	830,000.00	2.000%	544,367.50	1,374,367.50
09/30/2017	845,000.00	2.000%	527,767.50	1,372,767.50
09/30/2018	865,000.00	2.000%	510,867.50	1,375,867.50
09/30/2019	880,000.00	3.000%	493,567.50	1,373,567.50
03/30/2020	910,000.00	3.000%	467,167.50	1,377,167.50
09/30/2021	935,000.00	3.000%	439,867.50	1,374,867.50
09/30/2022	965,000.00	3.000%	411,817.50	1,376,817.50
09/30/2023	990,000.00	3.000%	382,867.50	1,372,867.50
09/30/2024	1,020,000.00	3.000%	353,167.50	1,373,167.50
09/30/2025	1,055,000.00	3.125%	322,567.50	1,377,567.50
09/30/2026	1,085,000.00	3.125%	289,598.76	1,374,598.76
09/30/2027	1,120,000.00	3.250%	255,692.50	1,375,692.50
09/30/2028	1,155,000.00	3.375%	219,292.50	1,374,292.50
09/30/2029	1,195,000.00	3.375%	180,311.26	1,375,311.26
09/30/2030	1,235,000.00	3.500%	139,980.00	1,374,980.00
09/30/2031	1,280,000.00	3.700%	96,755.00	1,376,755.00
09/30/2032	1,135,000.00	3.700%	41,162.50	1,376,162.50
Total	\$20,000,000.00	-	\$7,502,914.60	\$27,502,914.60

Yield Statistics

Accrued interest from 06/01/2012 to 06/21/2012	\$32,798.19
Bond Year Dollars	\$232,960.83
Average Life	11.648 Years
Average Coupon	3.2206764%
Net Interest Cost (NIC)	3.2092135%
True Interest Cost (TIC)	3.1782981%
Bond Yield for Arbitrage Purposes	3.1755617%
All Inclusive Cost (AIC)	3.2901900%

Final

\$20,000,000

Walker County, Texas

Certificates of Obligation

Series 2012

Pricing Summary

Maturity	Type of Bond	Coupon	Yield	Maturity Value	Price	Total P+I
08/01/2013	Serial Coupon	2.000%	0.520%	685,000.00	101.637%	696,213.45
08/01/2014	Serial Coupon	2.000%	0.730%	800,000.00	102.655%	821,240.00
08/01/2015	Serial Coupon	2.000%	0.960%	815,000.00	103.179%	840,908.85
08/01/2016	Serial Coupon	2.000%	1.200%	830,000.00	103.199%	856,551.70
08/01/2017	Serial Coupon	2.000%	1.480%	845,000.00	102.550%	866,547.50
08/01/2018	Serial Coupon	2.000%	1.740%	865,000.00	101.500%	877,975.00
08/01/2019	Serial Coupon	3.000%	1.990%	880,000.00	106.665%	938,652.00
08/01/2020	Serial Coupon	3.000%	2.290%	910,000.00	105.227%	957,565.70
08/01/2021	Serial Coupon	3.000%	2.550%	935,000.00	103.636%	968,996.60
08/01/2022	Serial Coupon	3.000%	2.750%	965,000.00	102.191%	986,143.15
08/01/2023	Serial Coupon	3.000%	2.940%	990,000.00	100.519%	995,138.10
08/01/2024	Serial Coupon	3.000%	3.100%	1,020,000.00	98.994%	1,009,738.80
08/01/2025	Serial Coupon	3.125%	3.200%	1,055,000.00	99.199%	1,046,549.45
08/01/2026	Serial Coupon	3.125%	3.280%	1,085,000.00	98.258%	1,066,099.30
08/01/2027	Serial Coupon	3.250%	3.360%	1,120,000.00	98.702%	1,105,462.40
08/01/2028	Serial Coupon	3.375%	3.440%	1,155,000.00	99.198%	1,145,736.90
08/01/2029	Serial Coupon	3.375%	3.530%	1,195,000.00	98.109%	1,171,327.05
08/01/2030	Serial Coupon	3.500%	3.620%	1,235,000.00	98.413%	1,215,400.55
08/01/2031	Serial Coupon	3.700%	3.810%	1,280,000.00	98.513%	1,260,966.40
06/01/2032	Serial Coupon	3.700%	3.870%	1,335,000.00	97.650%	1,303,627.50
Total	-	-	-	\$20,000,000.00	-	\$20,130,840.40

c - Priced to the 8/1/2022 par call

Bid Information

Par Amount of Bonds	\$20,000,000.00
Reoffering Premium or (Discount)	130,840.40
Gross Production	\$20,130,840.40
Total Underwriter's Discount (0.521%)	(\$104,136.25)
Bid (100.134%)	20,026,704.15
Accrued Interest from 06/01/2012 to 06/21/2012	32,798.19
Total Purchase Price	\$20,059,502.34
Bond Year Dollars	\$232,960.83
Average Life	11.648 Years
Average Coupon	3.2206764%
Net Interest Cost (NIC)	3.2092135%
True Interest Cost (TIC)	3.1782981%

Crews & Associates, Inc.

Capital Markets Group

Page 5

District Clerk
Summary of Receipts and Remittances to County Treasurer
For the Month Ended July 2020

Collections

Receipt Fees for the Month	<u>\$44,410.08</u>
NSF Check Reimbursement	\$0.00
Received by Collections Department	\$2,943.11
Paid by Credit Card	\$9,857.00
Remitted to County Treasurer + TDCJ Rider & Nisi payment	\$31,609.97
Subtotal Revenues for the Month	<u>\$44,410.08</u>

Summary of Deposits/Remittances

Date of Dynamics System receipt	Deposit with County Treasurer	Deposit CreditCard eFile Account	Deposited By Collection Department	Total Deposits/ Remittances
07/01/20	\$ 834.00	\$ -	\$ 236.00	\$ 1,070.00
07/02/20	\$ 999.00	\$ 607.00	\$ 30.00	\$ 1,636.00
07/06/20	\$ 75.00	\$ 359.00	\$ 230.00	\$ 664.00
7/6-AG	\$ 1,175.46	\$ -	\$ -	\$ 1,175.46
07/07/20	\$ 350.00	\$ 414.00	\$ 60.00	\$ 824.00
07/08/20	\$ 150.00	\$ 364.00	\$ 85.00	\$ 599.00
07/10/20	\$ 298.00	\$ 1,012.00	\$ 677.19	\$ 1,987.19
07/13/20	\$ 298.00	\$ 20.00	\$ -	\$ 318.00
07/14/20	\$ 351.00	\$ -	\$ -	\$ 351.00
07/15/20	\$ 809.00	\$ 578.00	\$ 110.00	\$ 1,497.00
07/16/20	\$ -	\$ 351.00	\$ 150.00	\$ 501.00
07/17/20	\$ 1,845.26	\$ 99.00	\$ 60.00	\$ 2,004.26
07/20/20	\$ 268.00	\$ 964.00	\$ 347.00	\$ 1,579.00
07/21/20	\$ 17,864.25	\$ 1,153.00	\$ 75.00	\$ 19,092.25
07/22/20	\$ 793.00	\$ 276.00	\$ -	\$ 1,069.00
07/23/20	\$ -	\$ -	\$ -	\$ -
07/24/20	\$ 889.00	\$ 666.00	\$ 305.00	\$ 1,860.00
07/27/20	\$ 2,769.00	\$ -	\$ -	\$ 2,769.00
07/28/20	\$ 298.00	\$ 333.00	\$ 270.00	\$ 901.00
07/29/20	\$ 544.00	\$ 1,817.00	\$ 168.00	\$ 2,529.00
07/30/20	\$ -	\$ 8.00	\$ -	\$ 8.00
07/31/20	\$ -	\$ 836.00	\$ 139.92	\$ 975.92
07/06/20	\$1,000.00	\$ -	\$ -	\$1,000.00

Totals for the Period	\$ 31,609.97	\$ 9,857.00	\$ 2,943.11	\$ 44,410.08
------------------------------	---------------------	--------------------	--------------------	---------------------

Funds Pending Remittance to Treasurer \$0.00

Collections thru Probation and Reported by Probation for District Court \$13,513.82

Walker County

Month	Prior Adj. Tax Levy	Total Collected to Date (Prior Year)	Percentage	Current Adj. Tax Levy	Total Collected to Date (Current Year)	Percentage Adj. Levy	Percentage Original Levy
October	19,981,898.20	906,479.93	0.0454	20,936,487.31	266,465.87	0.0127	0.0127
November	19,977,732.54	1,824,748.08	0.0913	20,937,669.80	1,533,572.78	0.0732	0.0732
December	19,972,556.30	8,059,706.04	0.4035	20,943,383.84	6,307,466.65	0.3012	0.3012
January	19,970,688.71	16,357,411.27	0.8191	20,942,931.85	17,159,672.87	0.8194	0.8195
February	19,970,486.48	18,127,517.86	0.9077	20,941,328.12	19,206,978.61	0.9172	0.9173
March	19,970,781.25	18,705,216.26	0.9366	20,930,828.59	19,589,292.09	0.9359	0.9355
April	19,965,742.39	18,893,111.32	0.9463	20,925,559.30	19,769,514.61	0.9448	0.9441
May	19,970,109.24	19,110,216.25	0.9569	20,931,894.77	19,986,449.20	0.9548	0.9545
June	19,969,212.01	19,253,370.50	0.9642	20,937,357.16	20,142,744.43	0.9620	0.9620
July	19,967,996.88	19,420,213.63	0.9726	20,934,125.35	20,290,467.40	0.9693	0.9690
August							
September							

Justice of Peace Precinct 1

Summary of Receipts and Remittances to County Treasurer For the Month Ended

Collections

Criminal/Civil fees receipted in Odyssey	<u>\$34,041.70</u>
Received by Collections Department	\$6,928.40
Paid by Credit Card	\$2,026.00
Remitted to County Treasurer	<u>\$25,087.30</u>
Revenues for the Month	<u>\$34,041.70</u>

Summary of Deposits/Remittances

Date of Dyn System Receipt	Date County Treasurer Receipt	Deposit with County Treasurer	Deposit Credit Card Account	Deposited By Collection Department	Cash Short / Over	Total Deposits/ Remittances
06/01/20	06/10/20	\$ 600.00	\$ -	\$ 257.00		\$ 857.00
06/02/20	06/10/20	\$ 4,302.40	\$ 757.00	\$ 180.00		\$ 5,239.40
06/03/20	06/12/20	\$ 145.00	\$ -			\$ 145.00
06/04/20	06/12/20	\$ 330.00	\$ 304.00	\$ 160.00		\$ 794.00
06/05/20	06/17/20	\$ 546.00	\$ 149.00	\$ -		\$ 695.00
06/08/20	06/17/20	\$ 3,528.40	\$ -	\$ 1,058.00		\$ 4,586.40
06/09/20	06/10/20	\$ -	\$ 361.00	\$ -		\$ 361.00
06/10/20	06/11/20	\$ -	\$ 250.00	\$ -		\$ 250.00
06/11/20	06/23/20	\$ 1,088.00	\$ -	\$ 100.00		\$ 1,188.00
06/15/20	06/24/20	\$ 750.00	\$ -	\$ -		\$ 750.00
06/16/20	06/24/20	\$ 3,156.60	\$ -	\$ -		\$ 3,156.60
06/17/20	06/24/20	\$ 1,048.00	\$ 56.00	\$ -		\$ 1,104.00
06/18/20	06/24/20	\$ 710.00	\$ -	\$ 2,369.50		\$ 3,079.50
06/22/20	06/25/20	\$ 290.00	\$ -	\$ 1,364.90		\$ 1,654.90
06/23/20	06/26/20	\$ 3,053.00	\$ 149.00	\$ 571.00		\$ 3,773.00
06/24/20	06/26/20	\$ 145.00	\$ -	\$ 50.00		\$ 195.00
06/25/20	06/26/20	\$ -	\$ -	\$ 818.00		\$ 818.00
06/29/20	07/02/20	\$ 145.00	\$ -	\$ -		\$ 145.00
06/30/20	07/06/20	\$ 5,249.90	\$ -	\$ -		\$ 5,249.90
						\$ -
						\$ -
						\$ -
Total Deposits for the Period		\$ 25,087.30	\$ 2,026.00	\$ 6,928.40		\$ 34,041.70

Funds Pending Remittance to Treasurer

\$0.00

Justice of Peace Precinct 2

Summary of Receipts and Remittances to County Treasurer For the Month Ended June 30 2020

Collections

Criminal/Civil fees receipted in Odyssey	\$7,760.90
Received by Collections Department	\$1,000.30
Paid by Credit Card	\$2,121.00
Remitted to County Treasurer	\$4,639.60
Revenues for the Month	\$7,760.90

Summary of Deposits/Remittances

Date of Dyn System Receipt	Date County Treasurer Receipt	Deposit with County Treasurer	Deposit Credit Card Account	Deposited By Collection Department	Over/Short	Total Deposits/ Remittances
06/01/20	06/02/20	\$ -	\$ 153.00	\$ 235.00		\$ 388.00
06/02/20	06/12/20	\$ 391.00	\$ -	\$ -		\$ 391.00
06/05/20	06/19/20	\$ 92.00	\$ -	\$ -		\$ 92.00
06/08/20	06/19/20	\$ 1,376.80	\$ 676.00	\$ -		\$ 2,052.80
06/09/20	06/19/20	\$ 46.00	\$ -	\$ -		\$ 46.00
06/10/20	06/19/20	\$ 265.00	\$ -	\$ -		\$ 265.00
06/11/20	06/24/20	\$ 92.00	\$ -	\$ -		\$ 92.00
06/15/20	06/24/20	\$ 238.00	\$ -	\$ 52.00		\$ 290.00
06/16/20	06/24/20	\$ 274.80	\$ 894.00	\$ -		\$ 1,168.80
06/17/20	06/25/20	\$ 46.00	\$ -	\$ -		\$ 46.00
06/18/20	06/19/20	\$ -	\$ 149.00	\$ 248.30		\$ 397.30
06/22/20	06/25/20	\$ 240.50	\$ -	\$ 365.00		\$ 605.50
06/23/20	06/26/20	\$ -	\$ 249.00	\$ 100.00		\$ 349.00
06/25/20	07/06/20	\$ 138.00	\$ -	\$ -		\$ 138.00
06/30/20	07/06/20	\$ 1,439.50	\$ -	\$ -		\$ 1,439.50
		\$ -	\$ -	\$ -		\$ -
		\$ -	\$ -	\$ -		\$ -
		\$ -	\$ -	\$ -		\$ -
		\$ -	\$ -	\$ -		\$ -
		\$ -	\$ -	\$ -		\$ -
		\$ -	\$ -	\$ -		\$ -
		\$ -	\$ -	\$ -		\$ -
Total Deposits for the Period		\$ 4,639.60	\$ 2,121.00	\$ 1,000.30		\$ 7,760.90

Funds Pending Remittance to Treasurer

Justice of Peace Precinct 3

Summary of Receipts and Remittances to County Treasurer For the Month Ended June 2020

Collections

Criminal/Civil fees receipted in Odyssey	\$12,001.50
Received by Collections Department	\$1,499.00
Paid by Credit Card	\$2,479.00
Remitted to County Treasurer	\$8,018.50
Revenues for the Month	\$12,001.50

Summary of Deposits/Remittances

Date of Dyn System Receipt	Date County Treasurer Receipt	Deposit with County Treasurer	Deposit Credit Card Account	Deposited By Collection Department	Deposited By BOND	Over/Short
06/01/20	06/12/20	\$ 667.00	\$ 795.00	\$ 235.00		
06/02/20	06/10/20	\$ 105.00				
06/03-04/20	06/19/20	\$ 265.00	\$ 149.00			
06/05-08/20	06/19/20	\$ 659.00				
06/09/20	06/19/20	\$ 146.00				
06/10/20	06/24/20	\$ 595.50				
06/11/20	06/24/20	\$ 475.00				\$ 5.00
06/12/20	06/12/20	\$ 392.00				
06/15/20	06/24/20	\$ 160.00	\$ 502.00			
06/16/20	06/24/20	\$ 604.50				
06/17/20	06/18/20		\$ 25.00			
06/18/20	06/19/20		\$ 328.00			
06/19/20	06/22/20			\$ 575.00		
06/22/20	06/29/20	\$ 292.00		\$ 589.00	\$ 450.00	
06/22/20	06/29/20	\$ 380.00	\$ 70.00		\$ (450.00)	
06/23/20	06/30/20	\$ 559.00	\$ 462.00			
06/24-25/20	07/06/20	\$ 46.00		\$ 100.00		
06/26-29/20	07/02/20	\$ 2,672.50	\$ 148.00			
Total Deposits for the Period		\$ 8,018.50	\$ 2,479.00	\$ 1,499.00	\$ -	\$ 5.00

Funds Pending Remittance to Treasurer \$0.00

Justice of Peace Precinct 4

Summary of Receipts and Remittances to County Treasurer For the Month Ended JUNE 2020

	County	Weight Station	Total Fine
FINE ONLY	\$5,988.20	\$7,388.85	\$13,377.05

Collections

Criminal/Civil Fees receipted in Odyssey	\$31,601.80
--	-------------

Received by Collections Department	\$4,844.00
------------------------------------	------------

Paid by Credit Card	\$4,637.00
---------------------	------------

Remitted to County Treasurer	\$22,120.80
------------------------------	-------------

<u>Revenues for the Month</u>	\$ 31,601.80
--------------------------------------	---------------------

Summary of Deposits/Remittances

Date of TSG System Receipt	Date County Treasurer Receipt	Deposit with County Treasurer	Deposit Credit Card Account	Deposited By Collection Department	Cash Short / Over	Total Deposits/ Remittances
06/01/20	06/09/20	\$ 4,727.50		\$ 355.00	\$	5,082.50
06/02/20	06/05/20	\$ -			\$	-
06/03/20			\$ 13.00	\$ -	\$	13.00
06/04/20	06/05/20	\$ -	\$ 149.00		\$	149.00
06/05/20					\$	-
06/08/20	06/23/20	\$ 138.00	\$ 803.00		\$	941.00
06/09/20	06/23/20	\$ 3,966.50	\$ 149.00	\$ 110.00	\$	4,225.50
06/10/20	06/11/20	\$ -	\$ 416.00	\$ 145.00	\$	561.00
06/11/20	06/25/20	\$ 192.00			\$	192.00
06/12/20	06/25/20	\$ 146.00			\$	146.00
06/15/20	06/25/20	\$ 4,639.90	\$ 277.00	\$ 185.00	\$	5,101.90
06/16/20	06/25/20	\$ 146.00			\$	146.00
06/17/20	06/25/20	\$ 380.00	\$ 461.00	\$ -	\$	841.00
06/18/20	06/25/20	\$ 596.00	\$ 432.00	\$ 1,589.50	\$	2,617.50
06/19/20					\$	-
06/22/20	07/06/20	\$ 2,913.80		\$ 1,086.50	\$	4,000.30
06/23/20	07/06/20	\$ 331.00		\$ 993.00	\$	1,324.00
06/24/20	07/06/20	\$ 946.00	\$ 256.00		\$	1,202.00
06/25/20	07/06/20	\$ 146.00		\$ 300.00	\$	446.00
06/26/20					\$	-
06/29/20	07/06/20	\$ 2,706.10		\$ 80.00	\$	2,786.10
06/30/20	07/06/20	\$ 146.00	\$ 1,681.00	\$ -	\$	1,827.00
					\$	-
					\$	-

Total Deposits for the Period	\$ 22,120.80	\$ 4,637.00	\$ 4,844.00	\$	31,601.80
-------------------------------	--------------	-------------	-------------	----	-----------

Funds Pending Remittance to Treasurer	\$31,601.80
---------------------------------------	-------------



11208 JOHN GALT BLVD
OMAHA, NE 68137-2364
(402) 593-0101

Sales Order Agreement

BuyBoard Contract 542-17

Customer P.O. #: _____

1st Election Date: November 3, 2020

Estimated Delivery Date: August 2020

Phone Number: (936) 661-1785

Fax Number: N/A

Customer Contact, Title: Diana McRae - Tax Assessor Collector

Customer Name: Walker County, Texas

Type of Sale: ☒ **NEW**

Type of Equip: ☒ **NEW** ☐ **REFURBISHED**

Bill To: _____

Walker County, Texas

Diana McRae - Tax Assessor Collector

1301 Sam Houton Avenue - Suite 114

Huntsville, TX 77340

Ship To: _____

Walker County, Texas

Diana McRae - Tax Assessor Collector

1301 Sam Houton Avenue - Suite 114

Huntsville, TX 77340

	<u>Item</u>	<u>Description</u>	<u>Qty</u>	<u>Price</u>	<u>Total</u>
1	DS450	Model DS450 High Speed Digital Image Scanner with Steel Table, Reports Printer, Start-Up Kit, Dust Cover, Battery Backup, Two (2) USB Cables, and Two (2) Standard 8GB Memory Devices - Version 6.0.2.0	1	\$50,975.00	\$50,975.00
2	DS450	Audit Printer	1	\$475.00	\$475.00
3	DS450	Standard 8GB Memory Device (Additional	8	\$210.00	\$1,680.00
4	ExpressVote BMD	ExpressVote BMD Terminal with Internal Backup Battery, ADA Keypad, Headphones, Power Supply with AC Cord, and One (1) Standard 4GB Memory Device - Version 6.0.2.0	11	\$3,325.00	\$36,575.00
5	DS450	Equipment Installation	1	\$1,925.00	\$1,925.00
6	ExpressVote BMD	Equipment Installation	11	\$105.00	\$1,155.00
7	Services	Model DS450 Training Day	1	\$1,700.00	\$1,700.00
8	Services	Election On-Site Support Event	1	\$4,675.00	\$4,675.00
9	Shipping	Shipping & Handling	1	\$1,135.00	\$1,135.00
				Order Total	\$ 100,295.00

Freight Billable: yes ☒ no ☐

Matt Kunz

Regional Sales Manager

Customer Signature

Date

V.P. of Finance

Date

Title

Sales Order Agreement

Payment Terms

\$50,147.50 of Order Total will be invoiced upon Contract Execution.

\$50,147.50 of Order Total will be invoiced as Equipment is delivered to Customer.

Invoices are due net 30 from invoice date.

Note 1: Any applicable state and local taxes are not included, and are the responsibility of the Customer.

Note 2: In no event shall Customer's payment obligations hereunder, or the due dates for such payments, be contingent or conditional upon Customer's receipt of federal and/or state funds.

Warranty Period (Years):

One (1) Year From Equipment Delivery

Hardware Maintenance and Software License, Maintenance and Support Services (Post-Warranty Period)

The terms, conditions, and pricing for the Hardware Maintenance and Software License, Maintenance and Support Services (Post-Warranty Period) are set forth in Exhibit A attached hereto.

SEE GENERAL TERMS AND CONDITIONS

EQUIPMENT PURCHASE AND SOFTWARE LICENSE TERMS

1. **Equipment Purchase and Software License Terms.** Subject to the terms and conditions of this Agreement, ES&S agrees to sell and/or license, and Customer agrees to purchase and/or license, the ES&S Equipment, ES&S Software and ES&S Firmware described on the front side of this Agreement. The ES&S Firmware and ES&S Software are collectively referred to hereinafter as the "ES&S Software." The payment terms for the ES&S Equipment and ES&S Software are set forth on the front side of this Agreement. The consideration for ES&S' grant of the license during the Initial Term for the ES&S Firmware is included in the cost of the ES&S Equipment.

a. **Equipment Purchase.** Subject to the terms and conditions of this Agreement, ES&S agrees to sell, and Customer agrees to purchase, the ES&S Equipment. Title to the ES&S Equipment shall pass to Customer when Customer has paid ES&S the total amount set forth on the front side of this Agreement for the ES&S Equipment.

b. **Grant of Licenses.** Subject to the terms and conditions of this Agreement, ES&S hereby grants to Customer nonexclusive, nontransferable licenses for its bona fide full time, part time or temporary employees to use the ES&S Software and any and all written or electronic documentation furnished or generally made available to licensees by ES&S relating to the ES&S Software, including any operating instructions, user manuals or training materials (collectively, the "Documentation") in the Jurisdiction while Customer is using the ES&S Equipment and timely pays the applicable annual ES&S Software License, Maintenance and Support Fees set forth on Schedule A1. The licenses allow such bona fide employees to use and copy the ES&S Software (in object code only) and the Documentation, in the course of operating the ES&S Equipment and solely for the purposes of defining and conducting elections and tabulating and reporting election results in the Jurisdiction.

2. **Prohibited Uses.** Customer shall not take any of the following actions with respect to the ES&S Software or the Documentation:

a. Reverse engineer, decompile, disassemble, re-engineer or otherwise create, attempt to create, or permit, allow or assist others to create, the source code or the structural framework for part or all of the ES&S Software;

b. Cause or permit any use, display, loan, publication, transfer of possession, sublicensing or other dissemination of the ES&S Software or Documentation, in whole or in part, to or by any third party without ES&S' prior written consent; or

c. Cause or permit any change to be made to the ES&S Software without ES&S' prior written consent; or

d. Allow a third party to cause or permit any copying, reproduction or printing of any output generated by the ES&S Software (except finished ballots by ballot printers selected by Customer) in which ES&S owns or claims any proprietary intellectual property rights (e.g., copyright, trademark, patent pending or patent), including, but not limited to, any ballot shells or ballot code stock.

3. **Term of Licenses.** The licenses granted in Section 1(b) shall commence upon the delivery of the ES&S Software described in Section 1(b) and shall continue for a one (1) year period (the "Initial License Term"). Upon expiration of the Initial License Term, the licenses shall automatically renew for an unlimited number of successive one-year periods (each a "License Renewal Term") upon the payment by Customer of the annual software license and software maintenance and support fee as set forth on the front side of this Agreement. ES&S may terminate either license if Customer fails to pay the consideration due for, or breaches Sections 1(b), 2, 3, or 8 with respect to, such license. Upon the termination of either of the licenses granted in Section 1(b) for ES&S Software or upon Customer's discontinuance of the use of any ES&S Software, Customer shall immediately return such ES&S Software and the related Documentation (including any and all copies thereof) to ES&S, or (if requested by ES&S) destroy such ES&S Software and Documentation and certify in writing to ES&S that such destruction has occurred.

4. **Updates.** During the Initial License Term or any License Renewal Term, ES&S may provide new releases, upgrades or maintenance patches to the ES&S Software, together with appropriate Documentation ("Updates"), on a schedule defined by ES&S. Customer is responsible for obtaining any upgrades or purchases of Third Party Items required to operate the Updates as well as the cost of any replacements, retrofits or modifications to the ES&S Equipment which may be necessary in order to operate the Updates. All Updates shall be deemed to be ES&S Software for purposes of this Agreement upon delivery. Customer may install the Updates in accordance with ES&S' recommended instructions or may request that ES&S install the Updates. ES&S may charge Customer at its then-current rates to (i) install the Updates; (ii) train Customer on Updates, if such training is requested by Customer or (iii) provide maintenance and support on the ES&S Software that is required as a result of Customer's failure to timely or properly install an Update. Customer shall be responsible for any claim, damage, loss, judgment, penalty, cost, amount paid in settlement or fee which is caused by Customer's failure to install and use the most recent Update provided to it by ES&S. If Customer proposes changes in the ES&S Software to ES&S, such proposals will become ES&S' property. ES&S may, in its sole discretion, elect to make or not to make such changes without reference or compensation to Customer or any third party. ES&S represents to Customer that the Updates will comply with all applicable state law requirements at the time of delivery. Customer shall be responsible to ensure that it has installed and is using only certified versions of ES&S Software in accordance with applicable law. In the event that any Updates are required due to changes in state law, ES&S reserves the right to charge Customer for the following:

- (i) the total cost of any third-party items that are required in order to operate the Updates;
- (ii) the total cost of any replacements, retrofits or modifications to the ES&S Equipment contracted for herein that may be developed and offered by ES&S in order for such ES&S Equipment to remain compliant with applicable laws and regulations; and
- (iii) Customer's pro-rata share of the costs of designing, developing and/or certification by applicable federal and state authorities of such state mandated Updates.

Customer's pro-rata share of the costs included under subsection (iii) above shall be determined at the time by dividing the number of registered voters in Customer's jurisdiction by the total number of registered voters in all counties in Customer's state to which ES&S has sold and/or licensed the Equipment and/or Licensed Software purchased and licensed by Customer under this Agreement. Customer shall pay ES&S the entire costs incurred for design, development and certification of any Update which is required due to a change in local law or is otherwise requested or required by Customer.

5. **Delivery: Risk of Loss.** The Estimated Delivery Dates and First Election Use (if any) set forth on the front side of this Agreement are estimates and may only be established or revised, as applicable, by the parties, in a written amendment to this Agreement, because of delays in executing this Agreement, changes requested by Customer, product availability and other events. ES&S will notify Customer of such revisions as soon as ES&S becomes aware of such revisions. Risk of loss for the ES&S Equipment and ES&S Software shall pass to Customer when such items are delivered to

Customer's designated location. Upon transfer of risk of loss to Customer, Customer shall be responsible for obtaining and maintaining sufficient casualty insurance on the ES&S Equipment and ES&S Software and shall name ES&S as an additional insured thereunder and, at ES&S' request, shall deliver written evidence thereof to ES&S until all amounts payable to ES&S under this Agreement have been paid by Customer.

6. **Warranty.**

a. **ES&S Equipment/ES&S Software.** ES&S warrants that for a one (1) year period (the "Warranty Period"), it will repair or replace any component of the ES&S Equipment or ES&S Software which, while under normal use and service: (i) fails to perform in accordance with its Documentation in all material respects, or (ii) is defective in material or workmanship. The Warranty Period will commence upon delivery. The Warranty shall not include the repair or replacement of any ES&S Equipment components that are consumed in the normal course of operating the ES&S Equipment, including printer ribbons, printer cartridges, paper rolls, batteries, removable media storage devices, PCMCIA cards or marking devices. Any repaired or replaced item of ES&S Equipment or ES&S Software shall be warranted only for the unexpired term of the Warranty Period. All replaced components of the ES&S Equipment or ES&S Software will become the property of ES&S. This warranty is effective provided that (i) Customer notifies ES&S within three (3) business days of the discovery of the failure of performance or defect and is otherwise in compliance with its obligations hereunder, (ii) the ES&S Equipment or ES&S Software to be repaired or replaced has not been repaired, changed, modified or altered except as authorized or approved by ES&S, (iii) the ES&S Equipment or ES&S Software to be repaired or replaced is not damaged as a result of accident, theft, vandalism, neglect, abuse, use which is not in accordance with instructions or specifications furnished by ES&S or causes beyond the reasonable control of ES&S or Customer, including acts of God, fire, floods, riots, acts of war, terrorism or insurrection, labor disputes, transportation delays, governmental regulations and utility or communication interruptions, and (iv) Customer has installed and is using the most recent update provided to it by ES&S. This warranty is void for any units of equipment which: (i) have not been stored or operated in a temperature range according their specifications, (ii) have been severely handled so as to cause mechanical damage to the unit, or (iii) have been operated or handled in a manner inconsistent with reasonable treatment of an electronic product. The terms of post-warranty license, maintenance and support are set forth on Exhibit A.

b. **Exclusive Remedies/Disclaimer.** IN THE EVENT OF A BREACH OF SUBSECTION 7(a), ES&S' OBLIGATIONS, AS DESCRIBED IN SUCH SUBSECTION, ARE CUSTOMER'S SOLE AND EXCLUSIVE REMEDIES. ES&S EXPRESSLY DISCLAIMS ALL WARRANTIES, WHETHER EXPRESS OR IMPLIED, WHICH ARE NOT SPECIFICALLY SET FORTH IN THIS AGREEMENT, INCLUDING, BUT NOT LIMITED TO, ANY IMPLIED WARRANTIES OF MERCHANTABILITY OR FITNESS FOR A PARTICULAR PURPOSE. FURTHER, IN THE EVENT CUSTOMER DECLINES ES&S' INSTALLATION AND ACCEPTANCE TESTING SERVICES OR IN ANY WAY AT ANY TIME ALTERS, MODIFIES OR CHANGES ANY EQUIPMENT, SOFTWARE, THIRD PARTY ITEMS AND/OR NETWORK (COLLECTIVELY "SYSTEM") CONFIGURATIONS WHICH HAVE BEEN PREVIOUSLY INSTALLED BY ES&S OR WHICH ARE OTHERWISE REQUIRED IN ACCORDANCE WITH THE CERTIFIED VOTING SYSTEM CONFIGURATION, ALL WARRANTIES OTHERWISE PROVIDED HEREUNDER WITH RESPECT TO THE SYSTEM PURCHASED, LEASED, RENTED AND/OR LICENSED UNDER THIS AGREEMENT SHALL BE VOID AND OF NO FURTHER FORCE AND EFFECT.

7. **Limitation Of Liability.** Neither party shall be liable for any indirect, incidental, punitive, exemplary, special or consequential damages of any kind whatsoever arising out of or relating to this Agreement. Neither party shall be liable for the other party's negligent or willful misconduct. ES&S' total liability to Customer arising out of or relating to this Agreement shall not exceed the aggregate amount to be paid to ES&S hereunder. By entering into this Agreement, Customer agrees to accept responsibility for (a) the selection of, use of and results obtained from any equipment, software or services not provided by ES&S and used with the ES&S Equipment or ES&S Software; or (b) user errors, voter errors or problems encountered by any individual in voting that are not otherwise a result of the failure of ES&S to perform. ES&S shall not be liable under this Agreement for any claim, damage, loss, judgment, penalty, cost, amount paid in settlement or fee that is caused by (y) Customer's failure to timely or properly install and use the most recent update provided to it by ES&S or (z) Customer's election not to receive, or to terminate, the Hardware Maintenance Services or the ES&S Software Maintenance and Support.

8. **Proprietary Rights.** Customer acknowledges and agrees as follows:

ES&S owns the ES&S Software, all Documentation and training materials provided by ES&S, the design and configuration of the ES&S Equipment and the format, layout, measurements, design and all other technical information associated with the ballots to be used with the ES&S Equipment. Customer has the right to use the aforementioned items to the extent specified in this Agreement. ES&S also owns all patents, trademarks, copyrights, trade names and other proprietary or intellectual property in, or used in connection with, the aforementioned items. The aforementioned items also contain confidential and proprietary trade secrets of ES&S that are protected by law and are of substantial value to ES&S. Customer shall keep the ES&S Software and related Documentation free and clear of all claims, liens and encumbrances and shall maintain all copyright, trademark, patent or other intellectual or proprietary rights notices that are set forth on the ES&S Equipment, the ES&S Software, the Documentation, training materials and ballots that are provided, and all permitted copies of the foregoing.

9. **Termination.** This Agreement may be terminated, in writing, at any time by either party if the other party breaches any material provision hereof and does not cure such breach within 30 days after it receives written notification thereof from the non-breaching party.

10. **Disputes.**

a. **Payment of Undisputed Amounts.** In the event of a dispute between the parties regarding (1) a product or service for which payment has not yet been made to ES&S, (2) the amount due ES&S for any product or service, or (3) the due date of any payment, Customer shall nevertheless pay to ES&S when due all undisputed amounts. Such payment shall not constitute a waiver by Customer or ES&S of any of its rights and remedies against the other party.

b. **Remedies for Past Due Undisputed Payments.** If any undisputed payment to ES&S is past due more than 30 days, ES&S may suspend performance under this Agreement until such amount is paid. Any disputed or undisputed payment not paid by Customer to ES&S when due shall bear interest from the due date at a rate equal to the lesser of one and one-half percent per month or the maximum amount permitted by applicable law for each month or portion thereof during which it remains unpaid.

11. **Assignment.** Except in the case of a reorganization of the assets or operations of ES&S with one or more affiliates of ES&S or the sale, transfer or assignment of all or substantially all of the assets of ES&S or any business operations thereof to a successor who has asserted its intent to continue the

applicable business of ES&S, neither party may assign or transfer this Agreement or assign, subcontract or delegate any of its rights, duties or obligations hereunder without the prior written consent of the other party hereto, such consent not to be unreasonably withheld or conditioned, nor unduly delayed.

12. **Compliance with Laws.** ES&S warrants to Customer that, at the time of delivery, the ES&S Equipment and ES&S Software sold and licensed under this Agreement will comply with all applicable requirements of federal and state election laws and regulations that are mandatory and effective as of the Effective Date and will have been certified by the appropriate state authorities for use in Customer's state. The ES&S Equipment and ES&S Software, including all components will be provided to Customer with a hardened network for the election management software ("EMS"), in accordance with the guidelines of the United States Election Assistance Commission. During the Term of this Agreement, in the event Customer fails to maintain EMS in the hardened network or allows any internal or external access to the hardened network, Customer agrees to indemnify and hold harmless ES&S from and against any and all claims, damages, losses, liens, obligations, liabilities, judgments, assessed damages, costs, expenses (including reasonable attorney's fees) and the like arising out of or related to the Customer's breach of its obligations hereunder.

13. **Voting System Reviews.** In the event that the Jurisdiction or the State require any future reviews or examinations ("Reviews") of current or previous versions of state-certified ES&S voting systems or components thereof that are not otherwise required as a result of any changes or modifications voluntarily made by ES&S to the ES&S Software and/or ES&S Equipment licensed and sold hereunder, Customer shall be responsible for:

(i) Customer's pro-rata share of such Review costs;

(ii) Customer's pro-rata share of the costs of designing, developing, manufacturing and/or certification by applicable federal and state authorities of any mandated modifications to the ES&S Equipment and/or ES&S Software that may result from such Reviews; and

(iii) the total cost of any third-party items that are required in order for the ES&S Equipment and/or ES&S Software to satisfy any new requirements resulting from such Reviews in order to remain certified;

Customer's pro-rata share of the costs included under subsections 13(ii) and 13(iii) above shall be determined at the time by dividing the number of registered voters in Customer's jurisdiction by the total number of registered voters in all counties in Customer's state to which ES&S has sold and/or licensed the ES&S Equipment and/or ES&S Software purchased and licensed by Customer under this Agreement.

14. **Certification.** By execution of this Agreement, ES&S represents and warrants that:

a) In accordance with Texas Government Code § 2270, ES&S does not boycott Israel currently and will not boycott Israel during the term of this Agreement; and

b) In accordance with Texas Government Code § 2252, that, at the time of the execution of this Agreement and for the duration of the term of this Agreement and any renewal terms, ES&S is not entered on the list prepared pursuant to Section 2252.152 of the Texas Government Code by the Texas State Comptroller of companies known to have contracts with or provide supplies or services to a foreign terrorist organization.

15. **Entire Agreement.** This Agreement, including all exhibits hereto, shall be binding upon and inure to the benefit of the parties and their respective representatives, successors and assigns. This Agreement, including all Exhibits hereto, contains the entire agreement of the parties with respect to the subject matter hereof and shall supersede and replace any and all other prior or contemporaneous discussions, negotiations, agreements or understandings between the parties, whether written or oral, regarding the subject matter hereof. Any provision of any purchase order, form or other agreement which conflicts with or is in addition to the provisions of this Agreement shall be of no force or effect. In the event of any conflict between a provision contained in an Exhibit to this Agreement and these General Terms, the provision contained in the Exhibit shall control. No waiver, amendment or modification of any provision of this Agreement shall be effective unless in writing and signed by the party against whom such waiver, amendment or modification is sought to be enforced. No consent by either party to, or waiver of, a breach by either party shall constitute a consent to or waiver of any other different or subsequent breach by either party. This Agreement shall be governed by and construed in accordance with the laws of the State in which the Customer resides, without regard to its conflicts of laws principles. The parties agree that venue for any dispute or cause of action arising out of or related to this Agreement shall be in the state and federal courts of the United States located in the State in which the Customer resides. ES&S is providing equipment, software and services to Customer as an independent contractor, and shall not be deemed to be a "state actor" for purposes of 42 U.S.C. § 1983. ES&S may engage subcontractors to provide certain of the equipment, software or services, but shall remain fully responsible for such performance. The provisions of Sections 1-5, 7(b), 8, 9, 11(b), 12-15 these General Terms shall survive the termination of this Agreement, to the extent applicable.

EXHIBIT A
HARDWARE MAINTENANCE AND SOFTWARE LICENSE, MAINTENANCE AND SUPPORT
SERVICES
(POST-WARRANTY PERIOD)

ARTICLE I
GENERAL

1. **Term; Termination.** This Exhibit A for Hardware Maintenance and Software License, Maintenance and Support Services shall be in effect for the coverage period as described in Schedule A1 (the "Term"). Upon expiration of the Term, this Agreement may be renewed by the parties upon terms and conditions as may be mutually agreed upon in writing by the parties. This Agreement may be terminated by the first to occur of (a) the date which is thirty (30) days after either party notifies the other that it has materially breached this Exhibit A, if the breaching party fails to cure such breach (except for a breach pursuant to subsection (d), which will require no notice), (b) the date which is thirty (30) days after ES&S notifies Customer that it is no longer able to procure replacement parts that may be needed in order to perform the Hardware Maintenance Services contemplated hereunder, (c) the date on which the Equipment or firmware installed thereon is no longer certified by federal and/or state authorities for use in Customer's jurisdiction, or (d) the date which is thirty (30) days after Customer fails to pay any amount due to ES&S under this Exhibit A. The termination of this Exhibit A shall not relieve Customer of its liability to pay any amounts due to ES&S hereunder and shall only entitle Customer to a prorated refund of any fees already paid to ES&S in the event that this is Exhibit A is terminated pursuant to subsection 1(b) or 1(c) above.

2. **Fees.** In consideration for ES&S' agreement to provide Hardware Maintenance and Software License, Maintenance and Support Services under this Exhibit A, Customer shall pay to ES&S the Hardware Maintenance and Software License, Maintenance and Support Fees set forth on Schedule A1 for the Term. The Hardware Maintenance and Software License, Maintenance and Support Fees for the Term are due as set forth on Schedule A1. The Software License, Maintenance and Support Fee shall be comprised of (i) a fee for the Software License, Maintenance and Support provided for the ES&S Firmware, and (ii) a fee for the Software License, Maintenance and Support provided for all other ES&S Software, and shall be in addition to any fees or charges separately referred to in any Section of this Exhibit A. If Customer elects to receive Software License, Maintenance and Support for an Add-On or New Product during the Term, ES&S will charge an incremental Software License, Maintenance and Support Fee for such services.

ARTICLE II
HARDWARE

1. **Maintenance Services.** The Hardware Maintenance Services to be provided to Customer under this Agreement for the ES&S equipment set forth on Schedule A1 (the "Products") shall be subject to the following terms and conditions:

a. **Routine Maintenance Services.** An ES&S Representative shall provide such services as may be necessary to keep the Products identified on Attachment 1 as "**Extended Warranty with Annual Maintenance**" Coverage and "**Extended Warranty with Biennial Maintenance**" Coverage working in accordance with their Documentation, normal wear and tear excepted ("Normal Working Condition"). The services provided by ES&S pursuant to this Subsection 1(a) are referred to herein as "Routine Maintenance Services. Routine Maintenance Services shall be provided once each **Twelve (12) Months** during the Initial Term or any renewal thereof for those hardware products identified as "**Extended Warranty with Annual Maintenance**" Coverage on Attachment 1. Generally, Routine Maintenance Services shall include cleaning, lubrication, diagnostic check, and calibration services. An ES&S Representative shall provide such services as may be necessary to keep the Products in Normal Working Condition ("Routine Maintenance Services") once each **Twenty-Four (24) Months** during the Initial Term or any renewal thereof for those hardware products identified as "**Extended Warranty with Biennial Maintenance**" Coverage on Attachment 1. The

Routine Maintenance Services shall not include the repair or replacement of any ES&S Equipment components that are consumed in the normal course of operating the Equipment, including, but not limited to, printer ribbons, printer cartridges, paper rolls, batteries, removable media storage devices, PCMCIA cards or marking devices. Customer may request that Routine Maintenance Services be performed more than once during the Initial Term or any Renewal Period. Any such request shall be made at least sixty (60) days before the Routine Maintenance Services are desired. The per-unit fee for such additional Routine Maintenance Services is set forth on Schedule A1 and shall be due within thirty (30) days after invoice date. ES&S will schedule the Routine Maintenance Services with Customer. The Routine Maintenance Services will be provided at Customer's Designated Location. Customer's "Designated Location" shall mean Customer's owned or leased facility at which Customer desires ES&S to perform the Hardware Maintenance Services.

b. **Repair Services.**

i. **Defects Under Normal Use and Service.** If a defect or malfunction occurs in any Product while it is under normal use and service, Customer shall promptly notify ES&S, and ES&S shall use reasonable efforts to restore the item to Normal Working Condition as soon as practicable. The services provided by ES&S pursuant to this Subsection 1(b)(i) are referred to herein as "Repair Services". ES&S will perform Repair Services in conjunction with a Routine Maintenance Service event at the Customer's Designated Location.

ii. **Defects Due to Customer Actions or Omissions.** If a defect or malfunction occurs in any Product as a result of (1) repairs, changes, modifications or alterations not authorized or approved by ES&S, (2) accident, theft, vandalism, neglect, abuse or use that is not in accordance with instructions or specifications furnished by ES&S or (3) causes beyond the reasonable control of ES&S or Customer, including acts of God, fire, flooding, riots, acts of war, terrorism or insurrection, labor disputes, transportation delays, governmental regulations, and utility or communication interruptions, rodent infestation, or if Customer does not notify ES&S within 72 hours after it knows of the defect or malfunction, Customer shall pay ES&S for the Repair Services at ES&S' then-current rates, as well as for the cost of all parts used in connection with such Repair Services.

iii. **Timing.** The date(s) on which any Repair Services shall be provided shall be mutually agreed upon by ES&S and Customer. If Customer requires ES&S to provide "emergency" Repair Services (which shall be defined as Repair Services that are provided by ES&S within 48 hours after Customer notifies ES&S of the need therefore), and such emergency Repair Services are not needed as a result of an action, error or omission by ES&S, Customer shall pay a surcharge, as set forth on Schedule A1.

iv. **Loaner Unit.** At Customer's request and if such product is available, ES&S shall use reasonable efforts to promptly make available to Customer a product that is the same as, or substantially similar to, the Product for which Repair Services are being performed (a "Loaner Unit"). If the Repair Services are being performed pursuant to Subsection 1(b)(ii) above, Customer shall pay ES&S for the use of the Loaner Unit at ES&S' then-current rates including the cost of shipping.

c. **Exclusions.** ES&S has no obligation under this Agreement to (i) assume the obligations under any existing or expired warranty for a Third Party Item; (ii) repair or replace Product components that are consumed in the normal course of operating the Product, including, but not limited to, printer ribbons, printer cartridges, paper rolls, batteries, removable media storage devices, PCMCIA cards or marking devices, or (iii) repair any Product from which the serial number has been removed or altered. In addition, ES&S may, at any time in its discretion, determine that any Product is no longer fit for Hardware Maintenance Services

because it is in such poor condition that it cannot practically be restored to Normal Working Condition, or cannot be restored to Normal Working Condition at an expense that is less than the then-current value of the Product. If such a determination is made, ES&S shall no longer be required to provide Hardware Maintenance Services for such Product. ES&S shall also refund to Customer an amount equal to (1) that portion of the most recent fee paid for Hardware Maintenance Services that is attributable to such Product, multiplied by (2) a fraction, the numerator of which is the remaining number of days within the Term for which such fee was paid and the denominator of which is the total number of days within the Term.

d. **Sole Provider; Access.** Customer shall not permit any individual other than an ES&S Representative to provide maintenance or repairs with respect to the Products during the Term. Customer shall provide ES&S Representatives with all information necessary to enable them to provide Hardware Maintenance Services. Customer shall likewise provide full access to the Products and adequate working space for all Hardware Maintenance Services performed at its Designated Location, including sufficient heat, lights, ventilation, electric current and outlets.

e. **Environmental Conditions.** Products should be stored in a clean, dry and secure environment. During the storage and operation of the Products, the temperature and moisture ranges should be maintained in accordance with the Products' Documentation.

f. **Reinstatement of Hardware Maintenance Services; Inspection.** If the Term expires without being renewed, Customer may thereafter resume receiving Hardware Maintenance Services upon (a) notification to ES&S and (b) the granting to ES&S of access to the Products. ES&S requires Customer to allow it to inspect such Products before it provides any Hardware Maintenance Services. The purpose of such inspection shall be to determine whether or not the Products are in Normal Working Condition. The cost of such inspection will be at ES&S' then current rates and shall be due from Customer within thirty (30) days of its receipt of ES&S' invoice therefore. If any of the Products is not in Normal Working Condition, ES&S, at the option of Customer, (i) shall provide such repairs and replacements as it deems reasonable and necessary to restore such item to Normal Working Condition, at Customer's expense with respect to the cost of any labor (charged at ES&S' then current rates) and parts used in such repairs or replacements, or (ii) shall not provide any Hardware Maintenance Services with respect to such Product(s).

ARTICLE III

SOFTWARE LICENSE, MAINTENANCE AND SUPPORT SERVICES

1. **License and Services Provided.** ES&S shall provide license, maintenance and support services ("Software License, Maintenance and Support") for the ES&S Software and ES&S Firmware (collectively, "ES&S Software"), to allow Customer to continue to license and use the software in accordance with the license terms set forth in Sections 2-4 of the General Terms as well as to enable it to perform in accordance with its Documentation in all material respects, and to cure any defect in material or workmanship. The specific Software License, Maintenance and Support services provided by ES&S and each party's obligations with respect to such services are set forth on Schedule A1.

2. **Updates.** During the Term, ES&S may continue to provide Updates in accordance with the terms of Section 5 of the General Terms. In the event Customer requests that ES&S install ES&S Firmware Updates in accordance with Section 5 of the General Terms, ES&S shall install such ES&S Firmware Updates in conjunction with a scheduled Routine Maintenance Services event provided Customer is subscribing to and has paid for ES&S' hardware maintenance services which include Routine Maintenance Services. Customer shall pay ES&S to install all ES&S Firmware Updates which are requested to be installed outside of a scheduled Routine Maintenance Services event or in the event the Customer has not subscribed to ES&S' hardware maintenance services which include Routine Maintenance Services. Notwithstanding the foregoing, Customer shall pay ES&S to install all election management software Updates.

3. **Conditions.** ES&S shall not provide Software License, Maintenance and Support for any item of ES&S Software if such item requires such services as a result of (a) repairs, changes, modifications or alterations not authorized or approved by ES&S, (b) accident, theft, vandalism, neglect, abuse or use that is not in accordance with instructions or specifications furnished by ES&S, (c) causes beyond the reasonable control of ES&S or Customer, including acts of God, fire, flooding, riots, acts of war, terrorism or insurrection, labor disputes, transportation delays, governmental regulations and utility or communication interruptions, (d) Customer's failure to timely and properly install and use the most recent update provided to it by ES&S, or (e) Customer's failure to notify ES&S within three (3) business days after Customer knows of the need for such services. Any such Software License, Maintenance and Support shall be provided at the fees to be agreed upon by the parties if and when the need for such Software License, Maintenance and Support arises. Replacement versions of Software requested by Customer as a result of items set forth in this Section 3 or as a result of Customer's actions or inactions shall be billable to Customer at ES&S' then current rates.

4. **Proprietary Rights.** ES&S shall own the entire right, title and interest in and to all corrections, programs, information and work product conceived, created or developed, alone or with Customer or others, as a result of or related to the performance of this Exhibit A, including all proprietary rights therein or based thereon. Subject to the payment of all Software License, Maintenance and Support Fees, ES&S hereby grants to Customer a non-exclusive license to use that portion of such corrections, programs, information and work product that ES&S actually delivers to Customer pursuant to this Exhibit A. All licensed items shall be deemed to be ES&S Software for purposes of this Exhibit A. Except and to the extent expressly provided herein, ES&S does not grant to Customer any right, license, or other proprietary right, express or implied, in or to any corrections, programs, information, or work product covered by this Exhibit A.

5. **Reinstatement of Software License, Maintenance and Support.** If the Term expires without being renewed, Customer may thereafter receive a Software License and resume receiving Software Maintenance and Support upon (a) notification to ES&S, (b) payment of all fees, which would have been due to ES&S had the Term not expired, and (c) the granting to ES&S of access to the ES&S Software, so that ES&S may analyze it and perform such maintenance as may be necessary before resuming the Software License, Maintenance and Support services.

Schedule A1
Pricing Summary

<u>Summary:</u>		
Description	Refer To	Amount
ES&S Hardware Maintenance Fees	ES&S Hardware Maintenance Description and Fees Below	\$15,210.00
ES&S Firmware License, Maintenance and Support Fees	ES&S Firmware License, Maintenance and Support Description and Fees Below	\$9,160.00
Total Maintenance Fees for the Term:		\$24,370.00
<u>Payment Terms:</u> ES&S shall Invoice Customer annually for each year of the Term. Payment is due before the start of each period within the Term.		
<u>Terms & Conditions:</u>		
Note 1: Any applicable state and local taxes are not included, and are the responsibility of Customer.		

ES&S HARDWARE MAINTENANCE DESCRIPTION AND FEES

Term: Expiration of the Warranty Period through the **fourth** anniversary thereof

Qty	Description	Coverage Period	Annual Maintenance Fee Per Unit	Maintenance Fee In Total
1	Model DS450 Scanner (Extended Warranty with Annual Maintenance)	Year 1	\$2,730.00	\$2,730.00
11	ExpressVote BMD Terminal (Extended Warranty with Biennial Maintenance)	Year 1	\$97.50	\$1,072.50
Total Maintenance Fees for Year 1				\$3,802.50
1	Model DS450 Scanner (Extended Warranty with Annual Maintenance)	Year 2	\$2,730.00	\$2,730.00
11	ExpressVote BMD Terminal (Extended Warranty with Biennial Maintenance)	Year 2	\$97.50	\$1,072.50
Total Maintenance Fees for Year 2				\$3,802.50
1	Model DS450 Scanner (Extended Warranty with Annual Maintenance)	Year 3	\$2,730.00	\$2,730.00
11	ExpressVote BMD Terminal (Extended Warranty with Biennial Maintenance)	Year 3	\$97.50	\$1,072.50
Total Maintenance Fees for Year 3				\$3,802.50
1	Model DS450 Scanner (Extended Warranty with Annual Maintenance)	Year 4	\$2,730.00	\$2,730.00
11	ExpressVote BMD Terminal (Extended Warranty with Biennial Maintenance)	Year 4	\$97.50	\$1,072.50
Total Maintenance Fees for Year 4				\$3,802.50
Total Hardware Maintenance Fees for the Term				\$15,210.00

Note 1: The Per-Unit Fees if Customer requests more than one Routine Maintenance visit in a 12-month period for "Extended Warranty with Annual Maintenance" Coverage Items shall be 55% of the then current maintenance fee per unit. The Per-Unit Fees if Customer requests more than one Routine Maintenance visit in a 24-month period for "Extended Warranty with Biennial Maintenance" Coverage Items shall be 75% of the then current maintenance fee per unit.

Note 2: Surcharge for Emergency Repair Services shall be the daily maintenance service rate in effect at the time such service is requested.

Note 3: Customer's Designated Location: Walker County, Texas

Note 4: The Per Unit Surcharge for performance of Routine Maintenance visit at more than one Customer Designated Location shall be \$25.00 per unit for all units located at second or more locations.

Hardware Maintenance Services Provided by ES&S Under this Schedule A1

1. Telephone Support.
2. Issue Resolution.
3. Technical Bulletins will be available through Customer's ES&S Web-based portal.
4. Routine Maintenance Services.
 - Onsite scheduled maintenance inspection per Article II, Section 1(a). The Inspection includes:
 - Service performed by an ES&S trained and certified technician.
 - Performance of factory approved diagnostics on the unit, identifying and making adjustments where necessary as indicated by the testing.
 - Replacement of worn or defective parts with new or remanufactured federally and state certified parts.
 - Conducting a final test to verify that the unit is working according to manufacturer's specifications.
 - Use of a checklist tailored for each piece of ES&S Equipment.
5. Repair Services.
 - Customer will receive coverage for interim repair calls.
 - Interim repair calls may be provided during a scheduled Routine Maintenance Services event or scheduled in conjunction with other service work being performed in close proximity to Customer's location if such repairs are not election critical.
 - A Product may be sent to ES&S' Depot location for repairs at a time to be mutually agreed upon by ES&S and Customer.
6. Priority Services.
 - Customer has access to the ES&S Help Desk for assistance.
 - The customer receives priority on service calls.
 - The customer receives priority on response time.
 - The customer receives priority on certified ES&S parts inventory.

Note: Except for those Hardware Maintenance Services specifically set forth herein, ES&S is under no obligation and shall not provide other Hardware Maintenance Services to the Customer unless previously agreed upon in writing by the parties.

ES&S SOFTWARE LICENSE, MAINTENANCE AND SUPPORT DESCRIPTION AND FEES FIRMWARE

Term: Expiration of the Warranty Period through the **fourth** anniversary thereof

Listed below are the Hardware Products and Fees for which Firmware License, Maintenance and Support will be provided:

Qty	Description	Coverage Period	Annual Firmware License, Maintenance and Support Fee Per Unit	Firmware License, Maintenance and Support Fee In Total
1	Model DS450 Scanner	Year 1	\$1,575.00	\$1,575.00
11	ExpressVote BMD Terminal	Year 1	\$65.00	\$715.00
Total License, Maintenance and Support Fees for Year 1				\$2,290.00
1	Model DS450 Scanner	Year 2	\$1,575.00	\$1,575.00
11	ExpressVote BMD Terminal	Year 2	\$65.00	\$715.00
Total License, Maintenance and Support Fees for Year 2				\$2,290.00
1	Model DS450 Scanner	Year 3	\$1,575.00	\$1,575.00
11	ExpressVote BMD Terminal	Year 3	\$65.00	\$715.00
Total License, Maintenance and Support Fees for Year 3				\$2,290.00
1	Model DS450 Scanner	Year 4	\$1,575.00	\$1,575.00
11	ExpressVote BMD Terminal	Year 4	\$65.00	\$715.00
Total License, Maintenance and Support Fees for Year 4				\$2,290.00
Total Firmware License, Maintenance and Support Fees for the Term				\$9,160.00

Software License, Maintenance and Support Services Provided by ES&S under the Agreement

1. Telephone Support.
2. Issue Resolution.
3. Technical Bulletins will be available through Customer's ES&S Web-based portal.

Note: Except for those Software License, Maintenance and Support services specifically set forth herein, ES&S is under no obligation and shall not provide other Software License, Maintenance and Support services to the Customer unless previously agreed upon by the parties.

Software License, Maintenance and Support and Hardware Maintenance and Support Services – Customer Responsibilities

1. Customer shall have completed a full software training session for each product selected.
 - Customer shall have completed training at a proficiency level to successfully use the hardware (firmware) and software products.

- Customer shall have the ability to install firmware and application software and make changes to date and time settings.
 - Customer shall have the ability to change consumable items. Any other changes made by the customer must be pre-approved in writing by ES&S.
2. Customer shall have reviewed a complete set of User Manuals.
 3. Customer shall be responsible for the installation and integration of any third party hardware or software application or system purchased by the Customer, unless otherwise agreed upon, in writing, by the parties.
 4. Customer shall be responsible for data extraction from Customer voter registration system.
 5. Customer shall be responsible for implementation of any security protocols physical, network or otherwise which are necessary for the proper operation of the ES&S Equipment and ES&S Software.
 6. Customer shall be responsible for the acceptance of the Equipment and Software, unless otherwise agreed upon, in writing, by the parties.
 7. Customer shall be responsible for the design, layout, set up, administration, maintenance or connectivity of the Customer's network.
 8. Customer shall be responsible for the resolution of any errors associated with the Customer's network or other hardware and software not purchased or recommended by ES&S and not otherwise identified in the User Guides as part of ES&S' Equipment and Software.
 9. Customer shall be responsible for all costs associated with diagnosing ballot printing problems resulting from the use of non-ES&S Ballot Partner Printers ballots.
 10. Customer shall be responsible for the payment of additional or replacement Software CDs or DVDs requested by Customer. The price for such additional or replacement Software CDs or DVDs shall be at ES&S' then current rates.



Walker County Purchasing Department

CONTRACT RENEWAL NOTICE

COMMISSIONER'S
COURT APPROVED

Johnson Wrecker Service
Allan Johnson
631 Ryans Ferry Road
Huntsville, TX 77320

8/10/20

RE: C2360-20-002 Towing Services

First, we would like to thank you for services that you have provided to Walker County this past year. It has been determined that your company has performed in accordance with the previous requirements and fulfilled the contract between you and Walker County. Therefore, Walker County desires to initiate the 1st of 4 renewals to be effective from 10/1/20 through 9/30/21. This renewal contract period shall be governed by the specifications, pricing, and the terms and conditions outlined in C2360-20-002 Towing Services.

Pursuant to newly enacted Section 2252.90 of the Texas Government Code, as of January 1, 2016, any business entity entering into a contract with a local government (Walker County) that requires approval of the governing body (Commissioner's Court) must submit a disclosure of interested parties to the local government (Walker County) prior to the execution of the contract. The Texas Ethics Commission (TEC) has adopted a form for the disclosure of interested parties (Form 1295) and has created a website application for business entities to submit the required information. I have also included the directions of how to properly file this form 1295. Also attached you will find a HB 89 Form that must be completed as well.

Acknowledge your acceptance of this contract by signing this document in the space provided on this document along with your completed form 1295 and HB 89 Form and returning to the Walker County Purchasing Office by August 23, 2019.

We look forward to working with you. Should you have any questions or concerns you may contact our office @ 936-436-4943 or email purchasing@co.walker.tx.us.

Sincerely,

Charlsa Dearwester
Assistant Purchaser
Walker County

I/We hereby acknowledge acceptance of this Contract renewal, and agree to be bound by all requirements, terms, and conditions as set forth in the above referenced Contract.

Company: Johnson Wrecker Service Signed: [Signature]

Date: 8-10-20 Print Name: Allan Johnson

1301 Sam Houston Ave, Ste 235 Huntsville, Texas 77340
(936) 436-4944 or (936) 436-4937
www.co.walker.tx.us

SCANNED
AUG 12 2020

Initial: _____



BID TABULATION

COMMISSIONER'S
COURT APPROVED

BID NUMBER: C2360-20-002 Towing Services

BID OPENING DATE: 9/9/19

Johnson Wrecker Service	
Allan Johnson	
936-291-1119	
Description	Unit Price
In County Charges	
Vehicle requiring standard tow truck	\$75.00
Vehicle requiring heavy duty tow truck	\$250.00
Equipment requiring heavy duty tow truck & Trailer	\$200.00
Out of County Charges	Price Per Mile
Flatbed or medium duty	\$3.00
Heavy duty wrecker	\$6.00
Truck & trailer	\$6.00
Truck & trailer, 2nd unit	\$6.00
Permits	
Heavy permit	\$100.00
Wide permit	\$60.00

Charles Dearwester
Purchasing Signature

9-9-19
Date



Walker County
Claims and Invoices Submitted for Payment

8/13/2020 2:34:51 PM

Page 1 of 27

Invoice	Invoice Date	PO	Description	Voucher	Amount
101 - 30030 - 12th Judicial District Court					
101.66010.30030 - Attorneys					
12922 - Grier, Christopher					
F249	7/29/2020		Cause #Unindicted/Fontaine, R.	APIV-00085641	500.00
13207 - Jo Ann Linzer, PLLC					
29,176	7/28/2020		Cause #29,176	APIV-00085642	500.00
			Attorneys Total		1,000.00
101.73160.30030 - Copies/CopierMaintenance Agreements					
11066 - Canon Solutions America, Inc.					
540041	8/1/2020		Black & White Copies -4/1/20-6/30/20	APIV-00085699	21.58
			Copies/CopierMaintenance Agreements Total		21.58
12th Judicial District Court Total					1,021.58
101 - 30040 - 278th Judicial District Court					
101.66010.30040 - Attorneys					
10504 - Adams, Jonathan Paxton					
29,227	8/4/2020		Cause #29,227	APIV-00085649	500.00
12495 - Crespo, Ivan					
28,269	8/4/2020		Cause #28,269	APIV-00085651	500.00
13289 - Cain Law, PLLC					
29,503	8/4/2020		Cause #29,503	APIV-00085650	500.00
			Attorneys Total		1,500.00
101.73160.30040 - Copies/CopierMaintenance Agreements					
11066 - Canon Solutions America, Inc.					
540041	8/1/2020		Black & White Copies -4/1/20-6/30/20	APIV-00085699	62.65
			Copies/CopierMaintenance Agreements Total		62.65
278th Judicial District Court Total					1,562.65
615 - 50130 - Adult Basic Supervision					
615.67040.50130 - Professional Services					
10212 - Thomson Reuters - West					
842800474	8/1/2020		Acct #1003932603 - 7/1-31/20	APIV-00085713	93.98
10245 - Corrections Software Solutions, LP					
48662	8/1/2020		Computer Services - September 2020	APIV-00085638	750.00
			Professional Services Total		843.98
615.71040.50130 - CSCD-Travel and Training					
13227 - Fowler, Cassandra					
8168	8/5/2020		Miles/102.0 - 7/8-14/20, 8/5/20	APIV-00085728	58.65
			CSCD-Travel and Training Total		58.65
Adult Basic Supervision Total					902.63



Walker County
Claims and Invoices Submitted for Payment

8/13/2020 2:34:51 PM

Page 2 of 27

Invoice	Invoice Date	PO	Description	Voucher	Amount
101 - 50110 - Adult Probation Support- General Fund					
101.64120.50110 - Computer Services					
10245 - Corrections Software Solutions, LP					
48662	8/1/2020		Computer Services - September 2020	APIV-00085638	2,235.00
			Computer Services Total		2,235.00
101.73160.50110 - Copies/CopierMaintenance Agreements					
11066 - Canon Solutions America, Inc.					
540041	8/1/2020		Black & White and Color Copies -4/1/20-6/30/20	APIV-00085699	453.89
			Copies/CopierMaintenance Agreements Total		453.89
Adult Probation Support- General Fund Total					2,688.89
617 - 50170 - Adult Substance Abuse Services					
617.61320.50170 - Supplies-CSCD UrinalysisTesting					
12032 - Smartox					
17304	8/5/2020		Drug Screen x 4	APIV-00085817	40.00
			Supplies-CSCD UrinalysisTesting Total		40.00
Adult Substance Abuse Services Total					40.00
101 - 10000 - Balance Sheet Accounts					
101.18050.10000 - Due from Employees					
10455 - SuddenLink Communications					
07707123199016.2008	8/12/2020		Monthly Service - 08/13/20-09/12/20	APIV-00085742	(10.00)
			Due from Employees Total		(10.00)
101.20351.10000 - CollectionFeeDuePudueBrandon JP1					
10542 - Perdue Brandon Fielder Collins & Mott LLP					
IVC00054028	8/5/2020		JP1 Fines and Fees - July 2020	APIV-00085753	1,548.00
			CollectionFeeDuePudueBrandon JP1 Total		1,548.00
101.20352.10000 - CollectionFeeDuePudueBrandon JP2					
10542 - Perdue Brandon Fielder Collins & Mott LLP					
IVC00054026	8/5/2020		JP2 Fines and Fees - July 2020	APIV-00085754	1,120.20
			CollectionFeeDuePudueBrandon JP2 Total		1,120.20
101.20354.10000 - CollectionFeeDuePudueBrandon JP4					
10542 - Perdue Brandon Fielder Collins & Mott LLP					
IVC00054025	8/5/2020		JP4 Fines and Fees - July 2020	APIV-00085755	1,740.30
			CollectionFeeDuePudueBrandon JP4 Total		1,740.30
101.22032.10000 - Due to Parks/Wildlife from JP2					
10376 - Texas Parks & Wildlife					
8176	8/11/2020		JP2 Citations/#2190377/Bedolla, J. - 3/5/20	APIV-00085750	183.60
8177	8/11/2020		JP2 Citations/#2200082/Yang, Y. - 3/5/20	APIV-00085751	14.45
8178	8/11/2020		JP2 Citations/#2200128/Altamirano, F. - 6/30/20	APIV-00085752	103.70



Walker County
Claims and Invoices Submitted for Payment

8/13/2020 2:34:51 PM

Page 3 of 27

Invoice	Invoice Date	PO	Description	Voucher	Amount
101 - 10000 - Balance Sheet Accounts					
Due to Parks/Wildlife from JP2 Total					301.75
101.22033.10000 - Due to Parks/Wildlife from JP3					
10376 - Texas Parks & Wildlife					
8130	8/4/2020		JP3 Citations/#20-92001/Cook, B. -7/28/20	APIV-00085591	158.95
8131	8/4/2020		JP3 Citations/#20-91959/Heuermann, C. - 07/15/20	APIV-00085592	133.45
Due to Parks/Wildlife from JP3 Total					292.40
101.22034.10000 - Due to Parks/Wildlife from JP4					
10376 - Texas Parks & Wildlife					
8132	8/6/2020		JP4 Citations/#419-022878/Boone, N. - 5/4/20	APIV-00085593	90.10
8133	8/5/2020		JP4 Citations/#420-024807/Keller, R. - 7/24/20	APIV-00085594	422.45
8134	8/5/2020		JP4 Citations/#420-024808, #420-024809/Keller, R.-7/24/20	APIV-00085595	657.90
8135	8/5/2020		JP4 Citations/#420-024811, #420-024812/Bohannon, C. - 7/24/20	APIV-00085596	832.15
8136	7/28/2020		JP4 Citations/#420-024813/LeFlore, J. - 7/27/20	APIV-00085597	409.70
8137	7/28/2020		JP4 Citations/#420-024815/LeFlore, J. - 7/27/20	APIV-00085598	218.45
Due to Parks/Wildlife from JP4 Total					2,630.75
Balance Sheet Accounts Total					7,623.40
101 - 19010 - Centralized Costs					
101.67060.19010 - Accounting Services					
13282 - Pattillo, Brown & Hill, L.L.P.					
417089	8/6/2020		Annual Audit for 2020, Final invoice.	APIV-00085640	5,000.00
Accounting Services Total					5,000.00
101.68010.19010 - Purchased Services					
10029 - Crabbs Prairie Fire Department					
8170	7/28/2020		Reimburse Active 911 Subscription - 2020	APIV-00085770	299.00
10065 - The Huntsville Item					
234	7/31/2020		Monthly Service - 07/2-30/20	APIV-00085744	1,804.71
11149 - U.S. Bank Operations Center					
5812691	7/27/2020		Certificates of Obligation, Series 2012	APIV-00085746	550.00
Purchased Services Total					2,653.71
101.68100.19010 - Autopsies					
10663 - Montgomery County					
20-0420-OC	8/4/2020		Autopsy/Broadway, J.	APIV-00085639	2,100.00
Autopsies Total					2,100.00



Walker County
Claims and Invoices Submitted for Payment

8/13/2020 2:34:51 PM

Page 4 of 27

Invoice	Invoice Date	PO	Description	Voucher	Amount
101 - 19010 - Centralized Costs					
101.68200.19010 - Ambulance Services					
10356 - Sam Houston Memorial Funeral Home					
20-0210	8/6/2020		Transport/Case #20-0210/Eitel, J.	APIV-00085789	744.00
Ambulance Services Total					744.00
101.74100.19010 - Communication					
10455 - SuddenLink Communications					
07707154276015.2008	8/12/2020		Adjustments to get to statement	APIV-00085743	10.50
07707154276015.2008	8/12/2020		Fees - 08/05/20-09/04/20	APIV-00085743	23.05
Invoice Total					33.55
Communication Total					33.55
101.74110.19010 - Data Circuits/Internet					
10455 - SuddenLink Communications					
07707154276015.2008	8/12/2020		Monthly Service - 08/05/20-09/04/20 - Public Access CH	APIV-00085743	88.06
07707154276015.2008	8/12/2020		Monthly Service - 08/05/20-09/04/20 - Weigh Station	APIV-00085743	83.03
Invoice Total					171.09
Data Circuits/Internet Total					171.09
Centralized Costs Total					10,702.35
101 - 15040 - Commissioners Court					
101.73160.15040 - Copies/CopierMaintenance Agreements					
11066 - Canon Solutions America, Inc.					
540041	8/1/2020		Black & White and Color Copies -4/1/20-6/30/20	APIV-00085699	45.83
Copies/CopierMaintenance Agreements Total					45.83
Commissioners Court Total					45.83
101 - 44040 - Constable Precinct 4					
101.75100.44040 - Repairs - Vehicles and Trucks					
10092 - Powers Auto Supply					
081177	7/15/2020	PO - 30222	P-Outlet	APIV-00085785	6.89
081187	7/15/2020	PO - 30222	Emerg Blade Fuse Kit	APIV-00085786	5.57
081193	7/15/2020	PO - 30222	AGC-15 Fuse	APIV-00085787	2.18
081195	7/15/2020	PO - 30222	Glass Fuse Holder	APIV-00085788	2.82
10398 - AutoMax					
015929	7/30/2020	PO - 30068	Oil Change x 5 Qts, Extra Oil, Rotate & Balance Tire x 4, Recycle Oil	APIV-00085769	93.37



Walker County
Claims and Invoices Submitted for Payment

8/13/2020 2:34:51 PM

Page 5 of 27

Invoice	Invoice Date	PO	Description	Voucher	Amount
101 - 44040 - Constable Precinct 4					
101.75100.44040 - Repairs - Vehicles and Trucks					
10454 - Southern Tire Mart, LLC					
4590034483	8/6/2020	PO - 30659	F023189 - P265/60R17 FIREHAWK GT V PURSUIT Fas# 10427 and 10422	APIV-00085790	992.00
			DELIVER TO AUTOMAX		
Repairs - Vehicles and Trucks Total					1,102.83
Constable Precinct 4 Total					1,102.83
101 - 44001 - Constables Central					
101.73160.44001 - Copies/CopierMaintenance Agreements					
11066 - Canon Solutions America, Inc.					
540041	8/1/2020		Black & White Copies -4/1/20-6/30/20	APIV-00085699	16.79
Copies/CopierMaintenance Agreements Total					16.79
Constables Central Total					16.79
119 - 19919 - Corona Virus Relief					
119.72120.19919 - Covid Relief Fund Category 1 2 3					
13277 - Buckeye Cleaning Center - Houston					
90248906	8/3/2020	PO - 30651	Foam Hand Sanitizer CS x 4, Foam Hand Wash CS x 4, Neutral Disinfectant x 18, Glove 100/Box x 25	APIV-00085805	903.36
13432 - Walker County Fair					
194	8/6/2020		Livestock Barn Facility Rental Walker Co OEM rental of Walker Co fairgrounds facility for Texas Military Department to perform Covid-19 drive thru test site. 8/7/20	APIV-00085700	400.00
Covid Relief Fund Category 1 2 3 Total					1,303.36
Corona Virus Relief Total					1,303.36
101 - 20010 - County Auditor					
101.73160.20010 - Copies/CopierMaintenance Agreements					
11066 - Canon Solutions America, Inc.					
540041	8/1/2020		Black & White and Color Copies -4/1/20-6/30/20	APIV-00085699	268.42
Copies/CopierMaintenance Agreements Total					268.42
County Auditor Total					268.42
101 - 15050 - County Clerk					
101.61010.15050 - Office Supplies					
10343 - Office Depot Business Services Division					
108791586001	7/21/2020	PA - 1400	Copy Paper Case x 10, Ship Label Pk x 3, Reinforcement Pk x 5, Duster Pk, Disinfectant Case	APIV-00085739	598.91
108792022001	7/20/2020	PA - 1400	Bottle Shredder Lubricant	APIV-00085707	19.63
Office Supplies Total					618.54



Walker County
Claims and Invoices Submitted for Payment

8/13/2020 2:34:51 PM

Page 6 of 27

Invoice	Invoice Date	PO	Description	Voucher	Amount
101 - 15050 - County Clerk					
101.73160.15050 - Copies/CopierMaintenance Agreements					
11066 - Canon Solutions America, Inc.					
540041	8/1/2020		Black & White Copies -4/1/20-6/30/20	APIV-00085699	88.18
Copies/CopierMaintenance Agreements Total					88.18
County Clerk Total					706.72
101 - 30020 - County Court at Law					
101.66010.30020 - Attorneys					
10693 - Law Office of Patti J. Hightower					
17-0872	8/7/2020		Cause #17-0872	APIV-00085759	300.00
20-0439	8/7/2020		Cause #20-0439	APIV-00085760	300.00
10711 - The Law Office of John C. Hafley, PLLC					
18-0228	7/31/2020		Cause #18-0228	APIV-00085602	300.00
20-0134	7/31/2020		Cause #20-0134	APIV-00085645	300.00
20-0210	7/31/2020		Cause #20-0210	APIV-00085646	300.00
20-0227	7/31/2020		Cause #20-0227	APIV-00085647	300.00
D08-12398	7/31/2020		Cause #D08-12398	APIV-00085648	420.00
11811 - Law Office of Joseph W Krippel					
20-0128	7/31/2020		Cause #20-0128	APIV-00085643	300.00
20-0180	7/31/2020		Cause #20-0180	APIV-00085644	300.00
12531 - James, Reynolds & Spiegelhauer					
F250	8/7/2020		Cause #19-0634, #19-0635	APIV-00085758	400.00
13289 - Cain Law, PLLC					
20-0426	8/7/2020		Cause #20-0426	APIV-00085757	300.00
Attorneys Total					3,520.00
101.68010.30020 - Purchased Services					
13346 - Texas Security Shredding					
0044606	8/6/2020	PO - 30345	Shredding Services- 8/5/20	APIV-00085794	25.00
Purchased Services Total					25.00
101.71030.30020 - Dues and Subscriptions					
11990 - TACCLJ					
8173	8/5/2020		TACCLJ Member Dues/Sorenson, T. - 9/1/20-8/31/21	APIV-00085745	35.00
Dues and Subscriptions Total					35.00
101.73160.30020 - Copies/CopierMaintenance Agreements					
11066 - Canon Solutions America, Inc.					
540041	8/1/2020		Black & White Copies -4/1/20-6/30/20	APIV-00085699	85.33
Copies/CopierMaintenance Agreements Total					85.33



Walker County
Claims and Invoices Submitted for Payment

8/13/2020 2:34:51 PM

Page 7 of 27

Invoice	Invoice Date	PO	Description	Voucher	Amount
County Court at Law Total					3,665.33
101 - 17010 - County Facilities					
101.61030.17010 - Operating Supplies					
10143 - Walker County Hardware					
83465	8/7/2020	PA - 1362	Building Repair; Tail Piece/ Operating Supplies: Nut Bx/100 x 2, Washer Bx/100 x 2	APIV-00085797	4.76
10317 - Home Depot					
8521514	8/7/2020	PA - 1359	Building Repair: Oak Stop x 2/ Operating Supplies: Masking Tape x 4	APIV-00085781	9.08
Operating Supplies Total					13.84
101.61210.17010 - Janitorial Supplies					
13277 - Buckeye Cleaning Center - Houston					
90248905	8/3/2020	PO - 30117	Roll Towel CS x 5, Multifold Towel CS x 6, Toilet Tissue CS x 2, Jumbo Tissue CS x 3	APIV-00085804	386.20
Janitorial Supplies Total					386.20
101.73160.17010 - Copies/CopierMaintenance Agreements					
11066 - Canon Solutions America, Inc.					
540041	8/1/2020		Black & White Copies -4/1/20-6/30/20	APIV-00085699	14.50
Copies/CopierMaintenance Agreements Total					14.50
101.75300.17010 - Repairs - Buildings					
10143 - Walker County Hardware					
83245	8/4/2020	PA - 1362	Caulk	APIV-00085796	4.99
83465	8/7/2020	PA - 1362	Building Repair; Tail Piece/ Operating Supplies: Nut Bx/100 x 2, Washer Bx/100 x 2	APIV-00085797	4.99
10317 - Home Depot					
6611523	7/30/2020	PA - 1359	ECS 15W Dim LED 2 PK	APIV-00085633	8.43
8521514	8/7/2020	PA - 1359	Building Repair: Oak Stop x 2/ Operating Supplies: Masking Tape x 4	APIV-00085781	9.94
9621021	8/6/2020	PA - 1359	Handy Box, Conduit, Coaxial Cable x 2, 2Way Splitter, Setscrew Offset Tobox, Jack w/Connector, Wall Plate, Outlet, Setscrew Conn Pk5	APIV-00085782	65.49
12990 - Api National Service Group, Inc.					
131697	7/30/2020	PO - 30560	Fire System repairs, parts, supplies and services - Quote G-3015	APIV-00085604	15,271.00
12994 - Affordable Plumbing, Inc.					
142853	8/4/2020		Pinhole in 1/2" copper cap in wall of 3rd floor women's restroom. Cut off and soldered male w/brass cap.	APIV-00085771	175.00
Repairs - Buildings Total					15,539.84
County Facilities Total					15,954.38



Walker County
Claims and Invoices Submitted for Payment

8/13/2020 2:34:51 PM

Page 8 of 27

Invoice	Invoice Date	PO	Description	Voucher	Amount
101 - 50010 - County Jail					
101.61470.50010 - Inmate Supplies					
12796 - The JonesZylon Company, LLC					
213569	7/24/2020	PO - 30647	383039 - V-8Z Tumbler 8 oz Orange 72/CS	APIV-00085627	130.53
213569	7/24/2020	PO - 30647	484119 - SF-7 Spoon/Fork Orange 72's 360/cs	APIV-00085627	113.58
213569	7/24/2020	PO - 30647	484270 - PRTS-5000 Insulated Tray Brick 12/cs	APIV-00085627	3,586.40
Invoice Total					3,830.51
Inmate Supplies Total					3,830.51
101.68010.50010 - Purchased Services					
13346 - Texas Security Shredding					
0044606	8/6/2020	PO - 30345	Shredding Services- 8/5/20	APIV-00085794	37.00
Purchased Services Total					37.00
101.68090.50010 - Jail Food Services Contract					
13258 - Summit Food Service, LLC					
INV2000086258	8/3/2020		Inmate Meals - 7/25-31/20	APIV-00085599	6,765.40
Jail Food Services Contract Total					6,765.40
101.73160.50010 - Copies/CopierMaintenance Agreements					
11066 - Canon Solutions America, Inc.					
540041	8/1/2020		Black & White and Color Copies -4/1/20-6/30/20	APIV-00085699	937.12
Copies/CopierMaintenance Agreements Total					937.12
101.75100.50010 - Repairs - Vehicles and Trucks					
10007 - NAPA Auto Parts					
345245	7/28/2020	PA - 1371	Oil Filter, Motor Oil X 7	APIV-00085806	29.54
10454 - Southern Tire Mart, LLC					
4590034485	8/6/2020	PO - 30662	F000184 - LT245/75R17 E Tansforce AT2 Owl, FAS# 11939	APIV-00085791	134.00
Repairs - Vehicles and Trucks Total					163.54
101.75300.50010 - Repairs - Buildings					
10174 - Grainger					
9450242012	8/11/2020		2MCU4 - Pre-Rinse Valve 1.42 GPM at 60 PSI/Ref PO #30377	APIV-00085774	72.29
9459158821	8/11/2020	PO - 30394	1REC5 - O-Ring,Dash 010.Silicone, 0.07 In., Pk 100 MFG Brand Name: Fabory Manuafactor Part No: U38883.006.0025	APIV-00085775	5.04
9459158821	8/11/2020	PO - 30394	41UU60 - O-Ring, Silicone, Dash 210,1" O.D. Pk 25 MFG Brand Name: Fabory Manuafactor Part No: U38883.012.0075	APIV-00085775	15.00
Invoice Total					20.04



Walker County
Claims and Invoices Submitted for Payment

8/13/2020 2:34:51 PM

Page 9 of 27

Invoice	Invoice Date	PO	Description	Voucher	Amount
101 - 50010 - County Jail					
101.75300.50010 - Repairs - Buildings					
10174 - Grainger					
9459190212	8/11/2020	PO - 30394	3KT92 - Blank Wall Plate, 1 Gang, White MFG Brand Name Hubbell Wiring Manufacturer Part No: Swp13	APIV-00085776	165.20
9470509259	8/11/2020	PO - 30377	B-0036-H - Flexible Hose and Assemble	APIV-00085777	87.31
9512443988	8/11/2020	PO - 30394	3KT91 - Security Wall Plate , White Mfg Brand Name:: Hubbell Wiring Device-Kellems Manufactor Part No: SWP12	APIV-00085778	317.70
9520417461	8/11/2020	PO - 30494	B0036-H - 36" Flexible Hose	APIV-00085779	91.46
Repairs - Buildings Total					754.00
County Jail Total					12,487.57
101 - 50020 - County Jail Inmate Medical Cost Center					
101.61450.50020 - Inmate Prescriptions					
10435 - Contract Pharmacy Services, Inc.					
7-263-20	7/31/2020		Inmate Prescriptions -July 2020	APIV-00085724	11,300.11
Inmate Prescriptions Total					11,300.11
County Jail Inmate Medical Cost Center Total					11,300.11
101 - 15010 - County Judge					
101.73160.15010 - Copies/CopierMaintenance Agreements					
11066 - Canon Solutions America, Inc.					
540041	8/1/2020		Black & White and Color Copies -4/1/20-6/30/20	APIV-00085699	79.32
Copies/CopierMaintenance Agreements Total					79.32
County Judge Total					79.32
101 - 20020 - County Treasurer					
101.73160.20020 - Copies/CopierMaintenance Agreements					
11066 - Canon Solutions America, Inc.					
540041	8/1/2020		Black & White and Color Copies -4/1/20-6/30/20	APIV-00085699	200.28
Copies/CopierMaintenance Agreements Total					200.28
County Treasurer Total					200.28
101 - 20030 - County Treasurer - Collections					
101.73160.20030 - Copies/CopierMaintenance Agreements					
11066 - Canon Solutions America, Inc.					
540041	8/1/2020		Black & White and Copies -4/1/20-6/30/20	APIV-00085699	59.91
Copies/CopierMaintenance Agreements Total					59.91
County Treasurer - Collections Total					59.91



Walker County
Claims and Invoices Submitted for Payment

8/13/2020 2:34:51 PM

Page 10 of 27

Invoice	Invoice Date	PO	Description	Voucher	Amount
525 - 34020 - Court Reporter Fees					
525.66500.34020 - Court Reporters					
11323 - Stephens, Sherry					
28,301	8/3/2020		CSR Svc/Cause #28,301/Owens, F.	APIV-00085709	396.00
29,175	8/3/2020		CSR Svc/Cause #29,175/Brackens, S.	APIV-00085710	321.00
Court Reporters Total					717.00
Court Reporter Fees Total					717.00
101 - 32010 - Criminal District Attorney					
101.68010.32010 - Purchased Services					
10077 - Lexis-Nexis					
30927947151A	8/5/2020		Acct#4254HQXM9 Online Searches - 7/1-31/20	APIV-00085727	86.00
Purchased Services Total					86.00
101.73160.32010 - Copies/CopierMaintenance Agreements					
11066 - Canon Solutions America, Inc.					
540041	8/1/2020		Black & White and Color Copies -4/1/20-6/30/20	APIV-00085699	239.43
Copies/CopierMaintenance Agreements Total					239.43
Criminal District Attorney Total					325.43
562 - 32020 - District Attorney Forfeiture					
562.61100.32020 - Minor Equipment					
10183 - Southern Computer Warehouse					
IN-000651589	8/7/2020	PO - 30671	MSF-FMN-00001 - Microsoft Type Cover Keyboard/Cover Case for Tablet - Black - Bump Resistant, Scratch Resistance - 0.2" Height x 11.6" width x 8.5" depth	APIV-00085756	491.30
Minor Equipment Total					491.30
District Attorney Forfeiture Total					491.30
560 - 32040 - District Attorney Supplement					
560.74500.32040 - Telecable					
10455 - SuddenLink Communications					
07707154276015.2008	8/12/2020		Monthly Service - 08/05/20-09/04/20	APIV-00085743	31.39
Telecable Total					31.39
District Attorney Supplement Total					31.39
101 - 31010 - District Clerk					
101.43010.31010 - Fees of Office/Charges for Service					
13289 - Cain Law, PLLC					
8138	7/27/2020		Attorney Fee-Tax Suits/T15-18	APIV-00085719	500.00
Fees of Office/Charges for Service Total					500.00



Walker County
Claims and Invoices Submitted for Payment

8/13/2020 2:34:51 PM

Page 11 of 27

Invoice	Invoice Date	PO	Description	Voucher	Amount
101 - 31010 - District Clerk					
101.61010.31010 - Office Supplies					
10343 - Office Depot Business Services Division					
105419984001	7/16/2020		Sharpie Markers x 3/CM Ref Inv #105707872001/PA #1398	APCV-001060	(8.97)
105419990001	7/16/2020		Desk Pad/CM Ref Inv #105707872001/PA #1398	APCV-001061	(10.09)
105707872001	7/10/2020	PA - 1398	Chair Mat x 4	APIV-00085704	1,331.96
105707872001	7/10/2020	PA - 1398	Desk Pad/Ref CM inv # 105419990001/ Ref PA #1398	APIV-00085704	10.09
105707872001	7/10/2020	PA - 1398	Sharpie Marker x 3/Ref CM inv # 105419984001/Ref PA #1398	APIV-00085704	8.97
Invoice Total					1,351.02
107543962001	7/17/2020	PA - 1398	Calendar	APIV-00085705	11.99
Office Supplies Total					1,343.95
101.68010.31010 - Purchased Services					
13346 - Texas Security Shredding					
0044606	8/6/2020	PO - 30345	Shredding Services- 8/5/20	APIV-00085794	74.00
Purchased Services Total					74.00
101.73160.31010 - Copies/CopierMaintenance Agreements					
11066 - Canon Solutions America, Inc.					
540041	8/1/2020		Black & White and Color Copies -4/1/20-6/30/20	APIV-00085699	208.53
Copies/CopierMaintenance Agreements Total					208.53
District Clerk Total					2,126.48
101 - 46010 - Emergency Operations					
101.68010.46010 - Purchased Services					
10823 - Connell, Joseph					
#07-20	7/31/2020		CERT Services - 07/1-31/20	APIV-00085780	1,000.00
Purchased Services Total					1,000.00
101.73160.46010 - Copies/CopierMaintenance Agreements					
11066 - Canon Solutions America, Inc.					
540041	8/1/2020		Black & White and Color Copies -4/1/20-6/30/20	APIV-00085699	143.89
Copies/CopierMaintenance Agreements Total					143.89
101.74110.46010 - Data Circuits/Internet					
10455 - SuddenLink Communications					
07707123199016.2008	8/12/2020		Monthly Service - 08/13/20-09/12/20	APIV-00085742	84.95
Data Circuits/Internet Total					84.95



Walker County
Claims and Invoices Submitted for Payment

8/13/2020 2:34:51 PM

Page 12 of 27

Invoice	Invoice Date	PO	Description	Voucher	Amount
101 - 46010 - Emergency Operations					
101.74500.46010 - Telecable					
10455 - SuddenLink Communications					
07707123199016.2008	8/12/2020		Monthly Service - 08/13/20-09/12/20	APIV-00085742	135.90
07707154276015.2008	8/12/2020		Monthly Service - 08/05/20-09/04/20	APIV-00085743	67.10
Telecable Total					203.00
Emergency Operations Total					1,431.84
101 - 70010 - Historical Commission					
101.73160.70010 - Copies/CopierMaintenance Agreements					
11066 - Canon Solutions America, Inc.					
540041	8/1/2020		Black & White Copies -4/1/20-6/30/20	APIV-00085699	7.32
Copies/CopierMaintenance Agreements Total					7.32
Historical Commission Total					7.32
101 - 33020 - Justice of Peace Precinct 2					
101.73160.33020 - Copies/CopierMaintenance Agreements					
11066 - Canon Solutions America, Inc.					
540041	8/1/2020		Black & White Copies -4/1/20-6/30/20	APIV-00085699	11.95
Copies/CopierMaintenance Agreements Total					11.95
Justice of Peace Precinct 2 Total					11.95
101 - 33030 - Justice of Peace Precinct 3					
101.61010.33030 - Office Supplies					
10343 - Office Depot Business Services Division					
108690522001	7/23/2020	PO - 30639	348037 - case of copy paper	APIV-00085706	39.99
108690522001	7/23/2020	PO - 30639	452913 - scotch tape	APIV-00085706	15.98
108690522001	7/23/2020	PO - 30639	965232 - white out	APIV-00085706	9.35
Invoice Total					65.32
Office Supplies Total					65.32
101.73160.33030 - Copies/CopierMaintenance Agreements					
11066 - Canon Solutions America, Inc.					
540041	8/1/2020		Black & White Copies -4/1/20-6/30/20	APIV-00085699	9.12
Copies/CopierMaintenance Agreements Total					9.12
Justice of Peace Precinct 3 Total					74.44
101 - 33040 - Justice of Peace Precinct 4					
101.73160.33040 - Copies/CopierMaintenance Agreements					
11066 - Canon Solutions America, Inc.					
540041	8/1/2020		Black & White Copies -4/1/20-6/30/20	APIV-00085699	25.83
Copies/CopierMaintenance Agreements Total					25.83
Justice of Peace Precinct 4 Total					25.83



Walker County
Claims and Invoices Submitted for Payment

8/13/2020 2:34:51 PM

Page 13 of 27

Invoice	Invoice Date	PO	Description	Voucher	Amount
101 - 36010 - Juvenile Probation Support - General Fund					
101.73160.36010 - Copies/CopierMaintenance Agreements					
11066 - Canon Solutions America, Inc.					
540041	8/1/2020		Black & White Copies -4/1/20-6/30/20	APIV-00085699	60.37
Copies/CopierMaintenance Agreements Total					60.37
Juvenile Probation Support - General Fund Total					60.37
101 - 61050 - Litter Control - General Fund					
101.75200.61050 - Repairs - Equipment					
10007 - NAPA Auto Parts					
345622	7/30/2020	PA - 1390	Tire Plugs x 4	APIV-00085807	21.62
Repairs - Equipment Total					21.62
Litter Control - General Fund Total					21.62
101 - 61020 - Planning and Development					
101.67010.61020 - Engineering Services Contracts					
10670 - Burns Architecture, LLC					
7.312020	7/31/2020		Legacy Estates Plan Review Inv #4	APIV-00085722	712.80
Engineering Services Contracts Total					712.80
101.68010.61020 - Purchased Services					
11724 - TransUnion Risk and Alternative Data Solution, Inc.					
473750-202007-1	8/1/2020		Information Svcs/Acct#473750 -7/1-31/20	APIV-00085734	50.00
Purchased Services Total					50.00
101.73160.61020 - Copies/CopierMaintenance Agreements					
11066 - Canon Solutions America, Inc.					
540041	8/1/2020		Black & White and Color Copies -4/1/20-6/30/20	APIV-00085699	507.47
Copies/CopierMaintenance Agreements Total					507.47
Planning and Development Total					1,270.27
101 - 20040 - Purchasing					
101.73160.20040 - Copies/CopierMaintenance Agreements					
11066 - Canon Solutions America, Inc.					
540041	8/1/2020		Black & White and Color Copies -4/1/20-6/30/20	APIV-00085699	103.38
Copies/CopierMaintenance Agreements Total					103.38
Purchasing Total					103.38
220 - 82200 - Road and Bridge General					
220.75100.82200 - Repairs - Vehicles and Trucks					
10007 - NAPA Auto Parts					
344091	7/22/2020	PO - 29899	Non-Chlor Brake C	APIV-00085612	41.88
344186	7/22/2020	PO - 29899	Regulator	APIV-00085613	37.65
344481	7/24/2020	PO - 29899	Adapter x 5, Connector x 2, Lubricat	APIV-00085614	96.94



Walker County
Claims and Invoices Submitted for Payment

8/13/2020 2:34:51 PM

Page 14 of 27

Invoice	Invoice Date	PO	Description	Voucher	Amount
220 - 82200 - Road and Bridge General					
220.75100.82200 - Repairs - Vehicles and Trucks					
10095 - RB Everett & Company					
SI102506	7/21/2020	PO - 29900	Pk-Ring x 4, Valve-Air x 5,Cylinder-Air x 5, Shipping/FAS#10320	APIV-00085810	1,077.07
SI102536	7/22/2020	PO - 29900	Hose-Fuel x 150FT, Shipping/FAS#10320	APIV-00085811	423.58
SI102606	7/27/2020	PO - 29900	Display-LCD 2Line, 20Character I6220, Shipping/FAS#10320	APIV-00085812	618.00
SI102674	7/28/2020	PO - 29900	Bush-Oilite, Cylinder-Air x 2, Valve-Air/FAS#10320	APIV-00085813	289.28
SI102675	7/28/2020	PO - 29900	Bush-Oilite/FAS#10320	APIV-00085814	15.46
10098 - Reliable Parts Co.					
002082395	7/22/2020	PO - 29909	Micro-Gear x 90, WD-40 X 12, Oil Dry x 2	APIV-00085600	141.48
002082491	7/23/2020	PO - 29909	Shop Towels Roll x 2, Additive, Oem Wire Terminal x 100, Micro-Gear x 30	APIV-00085601	38.51
10143 - Walker County Hardware					
82587	7/22/2020	PO - 29901	Hex Bush x 4, Hose Barb x 7, Ball Valve, Street Elbow x 3	APIV-00085715	52.25
11389 - Huntsville A-1 Tire Repair, LLC					
34416	7/27/2020	PO - 29907	Dismount/Mount Tire x 2, Shop Supplies, Replace Steers	APIV-00085634	105.00
13055 - Hoesser, Bonner					
5016	7/27/2020	PO - 30672	Pressure wash & cleaning, FAS# 10320	APIV-00085798	360.00
5016	7/27/2020	PO - 30672	Repairs, FAS# 10320 - Replace 14 air solenoids, 10 air cylinders, 28 air lines from solenoids to cylinders. Replace asphalt pump rear housing and seal. Replace computer display screen. Install air pressure regulator & inline oiler. Misc. electrical repairs	APIV-00085798	4,845.00
Invoice Total					5,205.00
Repairs - Vehicles and Trucks Total					8,142.10
220.75200.82200 - Repairs - Equipment					
10007 - NAPA Auto Parts					
342738	7/15/2020	PO - 29899	Fuel Filter x 2	APIV-00085611	58.10
10143 - Walker County Hardware					
82562	7/22/2020	PO - 29901	Hose Barb x 3, Nylon Tie x 3, Cut Off Wheel x 4	APIV-00085714	58.50
Repairs - Equipment Total					116.60
Road and Bridge General Total					8,258.70



Walker County
Claims and Invoices Submitted for Payment

8/13/2020 2:34:51 PM

Page 15 of 27

Invoice	Invoice Date	PO	Description	Voucher	Amount
220 - 82210 - Road and Bridge Precinct 1					
220.61010.82210 - Office Supplies					
10343 - Office Depot Business Services Division					
2420124801	7/22/2020	PO - 29987	AA Batteries 24/Pk, Pen Pk x 2, Hp Ink x 2, Paper Case	APIV-00085708	249.48
Office Supplies Total					249.48
220.61030.82210 - Operating Supplies					
10143 - Walker County Hardware					
83131	8/3/2020	PO - 29841	Vinyl Number Reflect x 6, Mailbox	APIV-00085718	25.93
Operating Supplies Total					25.93
220.63240.82210 - Contract Hauling					
11390 - Ellis D. Walker Trucking, LLC					
47310	7/28/2020	PO - 30590	1,719.83 Tons Limestone Road Base	APIV-00085606	3,663.24
47311	7/28/2020	PO - 30590	48.34 Tons Limestone Road Base	APIV-00085607	773.44
47318	7/29/2020	PO - 30590	829.45 Tons Limestone Road Base	APIV-00085610	1,766.73
Contract Hauling Total					6,203.41
220.75200.82210 - Repairs - Equipment					
10547 - Mustang Cat					
PART5324607	7/22/2020	PO - 29835	Vee Belt Set	APIV-00085625	84.40
Repairs - Equipment Total					84.40
Road and Bridge Precinct 1 Total					6,563.22
220 - 82220 - Road and Bridge Precinct 2					
220.63230.82220 - Roads-Special Allocation					
11390 - Ellis D. Walker Trucking, LLC					
47315	7/28/2020	PO - 29848	72.85 Tons Limestone Road Base	APIV-00085608	1,784.83
47317	7/29/2020	PO - 29848	70.72 Tons Limestone Road Base	APIV-00085609	1,732.64
47327	7/30/2020	PO - 29848	68.34 Tons Limestone Road Base	APIV-00085819	1,674.33
47347	8/3/2020	PO - 29848	98.14 Tons Limestone Road Base	APIV-00085821	2,404.43
47356	8/4/2020	PO - 29848	94.31 Tons Limestone Road Base	APIV-00085820	2,310.60
12499 - Vulcan Construction Materials, LLC					
62150513	7/31/2020	PO - 29862	12.36 Tons 1"x3" Rip Rap	APIV-00085629	391.32
Roads-Special Allocation Total					10,298.15
220.68010.82220 - Purchased Services					
10836 - Dude Solutions					
INV-74601	8/1/2020		Connect GIS/Mobile 311 - 10/1/20-9/30/21	APIV-00085773	6,165.42
Purchased Services Total					6,165.42



Walker County
Claims and Invoices Submitted for Payment

8/13/2020 2:34:51 PM

Page 16 of 27

Invoice	Invoice Date	PO	Description	Voucher	Amount
220 - 82220 - Road and Bridge Precinct 2					
220.68500.82220 - Towing Services					
11446 - Johnson Wrecker Service					
070620	8/1/2020	PO - 29852	Towing Service- From Hoke Rd #2 to Morgan Spur x 2, Wide & Heavy Permit x 2/FAS #10225, #10228	APIV-00085653	720.00
Towing Services Total					720.00
220.73160.82220 - Copies/CopierMaintenance Agreements					
11066 - Canon Solutions America, Inc.					
540041	8/1/2020		Black & White and Color Copies -4/1/20-6/30/20	APIV-00085699	24.83
Copies/CopierMaintenance Agreements Total					24.83
220.75200.82220 - Repairs - Equipment					
11389 - Huntsville A-1 Tire Repair, LLC					
139640	8/3/2020	PO - 29850	Service Charge, Tire Repair	APIV-00085726	155.00
13408 - WRI Tractors					
50543	8/7/2020	PO - 30521	Fuel Filter Kit	APIV-00085735	89.04
Repairs - Equipment Total					244.04
Road and Bridge Precinct 2 Total					17,452.44
220 - 82230 - Road and Bridge Precinct 3					
220.61030.82230 - Operating Supplies					
10007 - NAPA Auto Parts					
345380	7/29/2020	PO - 29876	Fuelfil x 2	APIV-00085616	26.22
10143 - Walker County Hardware					
82909	7/29/2020	PO - 29964	Clorox Cleanup Fresh	APIV-00085839	3.99
82978	7/30/2020	PO - 29964	Inline Adj Air Regulator, Pilot Drill Bit x 2, Saw Hole x 2, Fasteners x 4	APIV-00085716	60.71
83018	7/30/2020	PO - 29964	Ht Washer Box/100	APIV-00085717	16.99
83155	8/3/2020	PO - 29964	Uss Hx Cp Gr Bx/100, Split Lockwasher Bx/100, Fin Hx Nut Bx/100, C-Pak Flat Washer Bx/100, Drill Bit x 3	APIV-00085795	32.73
Operating Supplies Total					140.64
220.61230.82230 - Uniforms					
12490 - Cintas Corporation #2					
4057577804	8/3/2020	PO - 29948	Uniform Rental	APIV-00085772	107.74
Uniforms Total					107.74
220.63230.82230 - Roads-Special Allocation					
11390 - Ellis D. Walker Trucking, LLC					
47316	7/29/2020	PO - 29951	92.86 Tons Limestone Road Base	APIV-00085822	2,275.07



Walker County
Claims and Invoices Submitted for Payment

8/13/2020 2:34:51 PM

Page 17 of 27

Invoice	Invoice Date	PO	Description	Voucher	Amount
220 - 82230 - Road and Bridge Precinct 3					
220.63230.82230 - Roads-Special Allocation					
12499 - Vulcan Construction Materials, LLC					
62150514	7/31/2020	PO - 29962	12.55 Tons Hotmix Ty D	APIV-00085630	771.07
Roads-Special Allocation Total					3,046.14
220.63250.82230 - Culverts and Signs					
11698 - Custom Products Corporation					
337945	7/30/2020	PO - 30658	RPOCP072 - Post U Channel Green 7ft x 2lb x 100	APIV-00085605	998.00
337945	7/30/2020	PO - 30658	shipping - freight not to exceed \$139.85	APIV-00085605	139.85
Invoice Total					1,137.85
Culverts and Signs Total					1,137.85
220.68010.82230 - Purchased Services					
10836 - Dude Solutions					
INV-74601	8/1/2020		Connect GIS/Mobile 311 - 10/1/20-9/30/21	APIV-00085773	6,165.42
Purchased Services Total					6,165.42
220.73150.82230 - Rentals					
12490 - Cintas Corporation #2					
4057577804	8/3/2020	PO - 29948	Office Mat Rental	APIV-00085772	5.21
Rentals Total					5.21
220.75100.82230 - Repairs - Vehicles and Trucks					
10007 - NAPA Auto Parts					
345051	7/27/2020	PO - 29876	Connector, Gladhand, Macs Belt Dressin	APIV-00085748	11.58
345378	7/29/2020	PO - 29876	Strainer x 2	APIV-00085615	39.95
10098 - Reliable Parts Co.					
002083364	8/3/2020	PO - 29960	Pressure Switch	APIV-00085749	16.94
Repairs - Vehicles and Trucks Total					68.47
220.75200.82230 - Repairs - Equipment					
10007 - NAPA Auto Parts					
346470	8/3/2020	PO - 29876	Ring Terminal x 2, Dielectsilicone Comp	APIV-00085838	14.85
10143 - Walker County Hardware					
82909	7/29/2020	PO - 29964	Pex Clamp x 2, Hose Barb x 4, Ball Valve x 2, Clamp Hose x 3	APIV-00085839	57.49
83018	7/30/2020	PO - 29964	Cut Wheel x 6, Spray Paint	APIV-00085717	29.93
83155	8/3/2020	PO - 29964	Fasteners x 4	APIV-00085795	4.16



Walker County
Claims and Invoices Submitted for Payment

8/13/2020 2:34:51 PM

Page 18 of 27

Invoice	Invoice Date	PO	Description	Voucher	Amount
220 - 82230 - Road and Bridge Precinct 3					
220.75200.82230 - Repairs - Equipment					
11427 - Husky Trailer & Parts Mfg.					
5018	8/2/2020	PO - 29954	Bullet Hinges x 2, Quick Connect, 2 Speed Jack, Singe Speed Jack, Pop Ins x 2/FAS#11505	APIV-00085783	538.93
Repairs - Equipment Total					645.36
Road and Bridge Precinct 3 Total					11,316.83
220 - 82240 - Road and Bridge Precinct 4					
220.61030.82240 - Operating Supplies					
10092 - Powers Auto Supply					
082252	8/3/2020	PA - 1356	Adapter, Air Tool Oil+	APIV-00085619	11.98
082296	8/3/2020	PA - 1356	Grinding Wheel x 5	APIV-00085620	36.45
082402	8/5/2020	PA - 1356	WD40 Spray x 4, Gumout Carb Choke Spray	APIV-00085732	33.45
Operating Supplies Total					81.88
220.61230.82240 - Uniforms					
12490 - Cintas Corporation #2					
4057658298	8/4/2020	PO - 30146	Uniform Rental	APIV-00085723	82.73
Uniforms Total					82.73
220.62110.82240 - Fuel					
13257 - Sun Coast Resources, Inc.					
95779226	7/28/2020	PO - 29890	1,350.00 Gals Diesel/265.40 Gals Unleaded Gas	APIV-00085711	2,521.86
Fuel Total					2,521.86
220.63230.82240 - Roads-Special Allocation					
12499 - Vulcan Construction Materials, LLC					
62150515	7/31/2020	PO - 30097	12.73 Tons Ty B Gr 4 Sac B Aggregate	APIV-00085631	535.42
12974 - Century Asphalt, LTD					
183394	7/27/2020	PO - 30475	88.68 Tons Crushed Concrete Base	APIV-00085721	1,596.24
Roads-Special Allocation Total					2,131.66
220.75100.82240 - Repairs - Vehicles and Trucks					
10092 - Powers Auto Supply					
080494	7/3/2020	PA - 1356	Cap Screw x 2, F Washer x 2	APIV-00085729	3.36
10398 - AutoMax					
015926	7/30/2020	PO - 30038	Labor, Fuel Filter, Air Filter, Front and Rear Shocks, Recycle Oil, Filter and Oil Change, Oil 5qts, Extra Oil/FAS #10379	APIV-00085720	730.77
10454 - Southern Tire Mart, LLC					
4560032557	7/31/2020	PO - 30640	Front End Alignment, FS# 12600	APIV-00085628	189.00



Walker County
Claims and Invoices Submitted for Payment

8/13/2020 2:34:51 PM

Page 19 of 27

Invoice	Invoice Date	PO	Description	Voucher	Amount
220 - 82240 - Road and Bridge Precinct 4					
220.75100.82240 - Repairs - Vehicles and Trucks					
10454 - Southern Tire Mart, LLC					
4560032557	7/31/2020	PO - 30640	King Pin Kit/FAS# 12600	APIV-00085628	649.99
4560032557	7/31/2020	PO - 30640	Labor/ FAS# 12600	APIV-00085628	1,437.50
4560032557	7/31/2020	PO - 30640	Pitman Arm/FAS# 12600	APIV-00085628	257.54
4560032557	7/31/2020	PO - 30640	Pitman Arm/FAS# 12600	APIV-00085628	0.45
4560032557	7/31/2020	PO - 30640	Shop Supplies/FAS# 12600	APIV-00085628	15.00
Invoice Total					2,549.48
Repairs - Vehicles and Trucks Total					3,283.61
220.75200.82240 - Repairs - Equipment					
10092 - Powers Auto Supply					
080400	7/2/2020	PA - 1356	Metric Grease Fitting, Grease Fitting Asst	APIV-00085808	53.99
081100	7/14/2020	PA - 1356	134A Can SS x 12	APIV-00085730	83.88
081426	7/20/2020	PA - 1356	Roloc Disc x 4, Non-Chlor Brake Cleaner x 3, Lubgrd Assemble Goo	APIV-00085731	35.02
10098 - Reliable Parts Co.					
002081243	7/8/2020	PA - 1355	Hose x 3, AC Fitting x 3	APIV-00085733	53.33
10373 - Huntsville Steel & Fabrication, Inc.					
30307	8/3/2020	PO - 29971	Flat Bar x 8	APIV-00085626	125.22
13055 - Hoesser, Bonner					
5015	7/27/2020	PO - 29976	Replace O-rings on Trans. Valve x 4	APIV-00085747	390.00
Repairs - Equipment Total					741.44
Road and Bridge Precinct 4 Total					8,843.18
101 - 41010 - Sheriff					
101.61030.41010 - Operating Supplies					
10524 - Dash Medical Gloves, Inc.					
INV1208317	8/5/2020	PO - 30668	Dash Order- Exam Gloves Case x 4	APIV-00085725	311.60
Operating Supplies Total					311.60
101.72030.41010 - Grant Expenditures					
12271 - Enterprise Rent a Car					
9JL7VF	8/3/2020		Vehicle Rental 6/5/20-7/5/20	APIV-00085623	600.00
9JPVYK	8/3/2020		Vehicle Rental 6/29/20-7/29/20	APIV-00085624	625.00
Grant Expenditures Total					1,225.00



Walker County
Claims and Invoices Submitted for Payment

8/13/2020 2:34:51 PM

Page 20 of 27

Invoice	Invoice Date	PO	Description	Voucher	Amount
101 - 41010 - Sheriff					
101.73160.41010 - Copies/CopierMaintenance Agreements					
11066 - Canon Solutions America, Inc.					
540041	8/1/2020		Black & White and Color Copies -4/1/20-6/30/20	APIV-00085699	105.55
Copies/CopierMaintenance Agreements Total					105.55
101.74500.41010 - Telecable					
10455 - SuddenLink Communications					
07707154276015.2008	8/12/2020		Monthly Service - 08/05/20-09/04/20	APIV-00085743	78.72
Telecable Total					78.72
101.75100.41010 - Repairs - Vehicles and Trucks					
10007 - NAPA Auto Parts					
345990	7/31/2020	PO - 29903	Belt-Air Conditioning, New Compressor	APIV-00085617	215.71
346433	8/3/2020	PO - 29903	Belt Serpentine	APIV-00085618	23.67
Repairs - Vehicles and Trucks Total					239.38
Sheriff Total					1,960.25
801 - 50040 - Sheriff Commissary Operations					
801.61470.50040 - Inmate Supplies					
12535 - TDCJ-Texas Correctional Industries					
UI 471725	7/15/2020	PO - 30350	200-49-531405 - Green/White pant size Large.	APIV-00085792	102.60
UI 471725	7/15/2020	PO - 30350	200-49-531609 - Green/White pant size XLarge.	APIV-00085792	139.20
UI 471725	7/15/2020	PO - 30350	200-49-531708 - Green/White pant size 2XL	APIV-00085792	118.35
UI 471725	7/15/2020	PO - 30350	200-49-531807 - green/White pant size 3XL	APIV-00085792	124.05
UI 471725	7/15/2020	PO - 30350	200-49-742503 - Green/White shirt XL	APIV-00085792	124.00
UI 471725	7/15/2020	PO - 30350	200-49-743006 - Green/White shirt 2XL	APIV-00085792	104.25
UI 471725	7/15/2020	PO - 30350	200-49-743501 - Green/White shirt 3XL	APIV-00085792	114.60
UI 471725	7/15/2020	PO - 30350	200-49-743703 - Green/White shirt Lg	APIV-00085792	87.75
UI 471725	7/15/2020	PO - 30350	Stenclng: Black Ink - Pant Left leg, "COUNTY JAIL"	APIV-00085792	32.50
UI 471725	7/15/2020	PO - 30350	Stenclng: Black Ink - Shirt on back "WALKERCOUNTY"	APIV-00085792	32.50
Invoice Total					979.80
UI 471727	7/15/2020	PO - 30351	200-49-531405 - Black/White Pant Large	APIV-00085793	102.60
UI 471727	7/15/2020	PO - 30351	200-49-531609 - Black/White Pant XL	APIV-00085793	139.20
UI 471727	7/15/2020	PO - 30351	200-49-531708 - Black/White Pant 2XL	APIV-00085793	118.35
UI 471727	7/15/2020	PO - 30351	200-49-531807 - Black/White Pant 3XL	APIV-00085793	124.05
UI 471727	7/15/2020	PO - 30351	200-49-742503 - Black/White shirt XL	APIV-00085793	124.00
UI 471727	7/15/2020	PO - 30351	200-49-743006 - Black/White shirt 2XL	APIV-00085793	104.25
UI 471727	7/15/2020	PO - 30351	200-49-743501 - Black/White shirt 3XL	APIV-00085793	114.60
UI 471727	7/15/2020	PO - 30351	200-49-743703 - Black/White shirt Large	APIV-00085793	87.75



Walker County
Claims and Invoices Submitted for Payment

8/13/2020 2:34:51 PM

Page 21 of 27

Invoice	Invoice Date	PO	Description	Voucher	Amount
801 - 50040 - Sheriff Commissary Operations					
801.61470.50040 - Inmate Supplies					
12535 - TDCJ-Texas Correctional Industries					
UI 471727	7/15/2020	PO - 30351	Stenclng: Black Ink - Pant Left leg, "COUNTY JAIL"	APIV-00085793	32.50
UI 471727	7/15/2020	PO - 30351	Stenclng: Black Ink - Shirt on back "WALKER COUNTY"	APIV-00085793	32.50
Invoice Total					979.80
Inmate Supplies Total					1,959.60
801.74500.50040 - Telecable					
10455 - SuddenLink Communications					
07707154276015.2008	8/12/2020		Fees on phone - 08/05/20-09/04/20	APIV-00085743	10.53
07707154276015.2008	8/12/2020		Monthly Service - 08/05/20-09/04/20	APIV-00085743	409.61
Invoice Total					420.14
Telecable Total					420.14
Sheriff Commissary Operations Total					2,379.74
601 - 35030 - SPU - State General Allocation					
601.68010.35030 - Purchased Services					
13346 - Texas Security Shredding					
0044606	8/6/2020	PO - 30345	Shredding Services- 8/5/20	APIV-00085794	74.00
Purchased Services Total					74.00
601.73160.35030 - Copies/CopierMaintenance Agreements					
11066 - Canon Solutions America, Inc.					
540041	8/1/2020		Black & White Copies -4/1/20-6/30/20	APIV-00085699	8.98
Copies/CopierMaintenance Agreements Total					8.98
601.74110.35030 - Data Circuits/Internet					
10455 - SuddenLink Communications					
07707154276015.2008	8/12/2020		Monthly Service - 08/05/20-09/04/20	APIV-00085743	74.24
Data Circuits/Internet Total					74.24
SPU - State General Allocation Total					157.22
601 - 35040 - SPU Civil Division					
601.62010.35040 - Postage					
10038 - Federal Express Corporation					
7-080-21920	8/6/2020		Acct#2517-1650-1 Shipping 07/22/20	APIV-00085622	13.21
Postage Total					13.21
601.66700.35040 - Expert Witnesses					
10363 - Price, Proctor & Associates, LLP					
5223	8/10/2020		Srv Rendered/Munsinger, J. - 7/6-31/20	APIV-00085809	3,000.00



Walker County
Claims and Invoices Submitted for Payment

8/13/2020 2:34:51 PM

Page 22 of 27

Invoice	Invoice Date	PO	Description	Voucher	Amount
601 - 35040 - SPU Civil Division					
601.66700.35040 - Expert Witnesses					
11540 - Turner, Darrel					
2062	8/10/2020		Srvs Rendered/TDCJ#02182131-Luce, J. 7/14-20/20, 8/6/20	APIV-00085818	2,375.00
Expert Witnesses Total					5,375.00
601.68400.35040 - Legal/Public Notices					
12171 - SLS Litigation Services, LLC					
15512	8/10/2020		Svc Rend/Case#CV2070004/Hall, B. - 6/5/20	APIV-00085815	105.00
15515	8/10/2020		Svc Rend/Case#200226-C/Nolan, M.-7/16/20	APIV-00085816	105.00
Legal/Public Notices Total					210.00
601.73160.35040 - Copies/CopierMaintenance Agreements					
11066 - Canon Solutions America, Inc.					
540041	8/1/2020		Black & White Copies -4/1/20-6/30/20	APIV-00085699	489.62
Copies/CopierMaintenance Agreements Total					489.62
601.74110.35040 - Data Circuits/Internet					
10455 - SuddenLink Communications					
07707154276015.2008	8/12/2020		Monthly Service - 08/05/20-09/04/20	APIV-00085743	338.53
Data Circuits/Internet Total					338.53
SPU Civil Division Total					6,426.36
601 - 35050 - SPU Juvenile Division					
601.62010.35050 - Postage					
10038 - Federal Express Corporation					
7-079-84375	8/6/2020		Acct#4451-7652-4 Shipping 07/27/20	APIV-00085621	13.39
Postage Total					13.39
601.68040.35050 - Janitorial Services Contracts					
10485 - L & M Cleaning Service					
8266	7/29/2020		Cleaning Services - 7/1-31/20	APIV-00085784	240.00
Janitorial Services Contracts Total					240.00
601.73160.35050 - Copies/CopierMaintenance Agreements					
11066 - Canon Solutions America, Inc.					
540041	8/1/2020		Black & White Copies -4/1/20-6/30/20	APIV-00085699	94.51
Copies/CopierMaintenance Agreements Total					94.51
601.74100.35050 - Communication					
10636 - Citibank (South Dakota), NA					
08-20-1394	8/6/2020		Century Link - 6/10/20-7/9/20	APIV-00085652	347.14
Communication Total					347.14



Walker County
Claims and Invoices Submitted for Payment

8/13/2020 2:34:51 PM

Page 23 of 27

Invoice	Invoice Date	PO	Description	Voucher	Amount
601 - 35050 - SPU Juvenile Division					
601.74110.35050 - Data Circuits/Internet					
10636 - Citibank (South Dakota), NA					
08-20-1394	8/6/2020		Century Link - 6/10/20-7/9/20	APIV-00085652	43.96
Data Circuits/Internet Total					43.96
601.74140.35050 - Long Distance					
10636 - Citibank (South Dakota), NA					
08-20-1394	8/6/2020		Century Link - 6/10/20-7/9/20	APIV-00085652	21.24
Long Distance Total					21.24
SPU Juvenile Division Total					760.24
101 - 70020 - Texas AgriLife Extension Service					
101.73160.70020 - Copies/CopierMaintenance Agreements					
11066 - Canon Solutions America, Inc.					
540041	8/1/2020		Black & White Copies -4/1/20-6/30/20	APIV-00085699	22.47
Copies/CopierMaintenance Agreements Total					22.47
Texas AgriLife Extension Service Total					22.47
101 - 21010 - Vehicle Registration					
101.73160.21010 - Copies/CopierMaintenance Agreements					
11066 - Canon Solutions America, Inc.					
540041	8/1/2020		Black & White Copies -4/1/20-6/30/20	APIV-00085699	180.33
Copies/CopierMaintenance Agreements Total					180.33
Vehicle Registration Total					180.33
101 - 16010 - Voter Registration					
101.73160.16010 - Copies/CopierMaintenance Agreements					
11066 - Canon Solutions America, Inc.					
540041	8/1/2020		Black & White Copies -4/1/20-6/30/20	APIV-00085699	100.02
Copies/CopierMaintenance Agreements Total					100.02
Voter Registration Total					100.02
802 - 46500 - Walker County Central Dispatch Services					
802.71010.46500 - Travel and Lodging					
13147 - Ubnoske, Hailey					
8169	8/5/2020		Mileage 66.0/Conroe - 8/5/20	APIV-00085738	37.95
Travel and Lodging Total					37.95
802.71020.46500 - Conferences/Training					
11599 - Gilbert, Deborah					
8139	8/6/2020		Telecommunicator Cert Exam/Ubnoske, H.-8/5/20	APIV-00085736	35.00
Conferences/Training Total					35.00



Walker County
Claims and Invoices Submitted for Payment

8/13/2020 2:34:51 PM

Page 24 of 27

Invoice	Invoice Date	PO	Description	Voucher	Amount
802 - 46500 - Walker County Central Dispatch Services					
802.73160.46500 - Copies/CopierMaintenance Agreements					
11066 - Canon Solutions America, Inc.					
540041	8/1/2020		Black & White Copies -4/1/20-6/30/20	APIV-00085699	27.94
Copies/CopierMaintenance Agreements Total					27.94
Walker County Central Dispatch Services Total					100.89
301 - 46100 - Walker County EMS - Emergency Services					
301.43996.46100 - Refund					
10453 - Health Care Service Corporation					
8148	7/23/2020		Refund/Call#15-2518	APIV-00085799	424.60
8149	7/24/2020		Refund/Call#19-7116	APIV-00085800	512.32
8150	7/24/2020		Refund/Call#18-5649	APIV-00085801	442.72
8151	7/24/2020		Refund/Call#18-6456	APIV-00085802	474.52
8152	7/27/2020		Refund/Call#20-0569	APIV-00085803	309.04
13120 - Morales, C.					
8166	7/23/2020		Refund/Call# 17-6113	APIV-00085737	215.00
13451 - Beddingfield, Marian					
8140	7/23/2020		Refund Call#20-1338	APIV-00085761	506.60
13452 - Mann, Alfred					
8141	7/23/2020		Refund Call#20-1202	APIV-00085823	128.97
13453 - Mathes, Brenda					
8142	7/27/2020		Refund Call#19-0481	APIV-00085824	145.21
8143	7/27/2020		Refund Call#19-0296	APIV-00085825	125.25
13454 - Welch, Walter					
8145	7/27/2020		Refund Call#19-0470	APIV-00085827	49.08
13455 - Henderson, Ricky					
8146	7/27/2020		Refund Call#19-0420	APIV-00085828	75.00
13456 - Walker, Arthur					
8147	7/27/2020		Refund Call#18-7977	APIV-00085829	504.20
13457 - Harrison, Betty					
8153	7/27/2020		Refund Call#20-0152	APIV-00085830	93.43
13458 - Harding, Judi					
8154	7/27/2020		Refund Call#19-7686	APIV-00085768	76.38
13459 - Brown, Iris					
8171	7/27/2020		Refund Call#19-8099	APIV-00085762	50.00
13460 - Cane, Robert					
8155	7/27/2020		Refund Call#19-7670	APIV-00085763	79.76



Walker County
Claims and Invoices Submitted for Payment

8/13/2020 2:34:51 PM

Page 25 of 27

Invoice	Invoice Date	PO	Description	Voucher	Amount
301 - 46100 - Walker County EMS - Emergency Services					
301.43996.46100 - Refund					
13461 - King, Janet					
8156	7/27/2020		Refund Call#19-7110	APIV-00085831	120.14
13462 - Meinzer, Lance					
8157	7/27/2020		Refund Call#19-6673	APIV-00085832	89.97
13463 - Garrett, Sharon					
8158	7/27/2020		Refund Call#19-6405	APIV-00085764	120.60
13464 - Horn, Betty					
8159	7/27/2020		Refund Call#19-4294	APIV-00085833	36.30
13465 - Mueller, Christine					
8160	7/27/2020		Refund Call#19-3102	APIV-00085834	100.00
13466 - McGowen, Lue					
8161	7/27/2020		Refund Call#19-2787	APIV-00085835	25.00
13468 - Godwin, Christine					
8163	7/24/2020		Refund Call#19-7002	APIV-00085766	1,188.10
13469 - Walker, Jackie					
8164	7/24/2020		Refund Call#19-3841	APIV-00085836	91.01
13470 - Deltenre, Lisa					
8167	7/23/2020		Refund Call#15-3356	APIV-00085767	130.40
13471 - USAA					
8144	7/27/2020		Refund Call#19-2772A	APIV-00085826	77.03
13472 - Geico County Mutual					
8165	7/24/2020		Refund Call#19-3190	APIV-00085765	452.32
Refund Total					6,642.95
301.61280.46100 - Medical Supplies					
10073 - PraxAir Distribution, Inc.					
97855915	7/22/2020	PO - 30014	Cylinder Rental - 6/20/20-7/20/20	APIV-00085701	45.75
97855917	7/22/2020	PO - 30014	Cylinder Rental - 6/20/20-7/20/20	APIV-00085702	45.75
97855921	7/22/2020	PO - 30014	Cylinder Rental - 6/20/20-7/20/20	APIV-00085703	24.48
Medical Supplies Total					115.98
301.64140.46100 - Software Maintenance/Subscriptions					
10694 - EMS Technology Solutions, LLC					
32927	8/1/2020		Operative/Fleet Management License Fee	APIV-00085632	240.00
Software Maintenance/Subscriptions Total					240.00
301.68035.46100 - Purchased Services-Emergicon					
13416 - Emergicon, LLC					
12857	7/31/2020		July 2020 Services	APIV-00085837	12,240.69



**Walker County
Claims and Invoices Submitted for Payment**

8/13/2020 2:34:51 PM

Page 26 of 27

Invoice	Invoice Date	PO	Description	Voucher	Amount
301 - 46100 - Walker County EMS - Emergency Services					
Purchased Services-Emergicon Total					12,240.69
301.68500.46100 - Towing Services					
11446 - Johnson Wrecker Service					
202888	7/19/2020	PO - 29809	Towing Service- From 2703 Montgomery Rd to 230 Hwy 19 S (South Station)	APIV-00085635	75.00
202890	7/20/2020	PO - 29809	Towing Service- From 230 Hwy 19 S (South Station) to Henson Dodge	APIV-00085636	116.00
203052	7/24/2020	PO - 29809	Towing Service- From 200 BLK I45 S Feeder Rd to Bill Fick Ford	APIV-00085637	75.00
Towing Services Total					266.00
301.70010.46100 - Insurance and Bonds					
10266 - Regnier & Associates, Inc.					
81254	8/6/2020		Add Auto - Policy #VFIS-CM-1054958/2020 Ford #4982	APIV-00085712	2,593.92
Insurance and Bonds Total					2,593.92
301.73160.46100 - Copies/CopierMaintenance Agreements					
11066 - Canon Solutions America, Inc.					
540041	8/1/2020		Black & White Copies -4/1/20-6/30/20	APIV-00085699	22.87
Copies/CopierMaintenance Agreements Total					22.87
301.74110.46100 - Data Circuits/Internet					
10455 - SuddenLink Communications					
07707154276015.2008	8/12/2020		Monthly Service - 08/05/20-09/04/20	APIV-00085743	135.48
Invoice Total					135.48
Data Circuits/Internet Total					135.48
301.74500.46100 - Telecable					
10455 - SuddenLink Communications					
07707154276015.2008	8/12/2020		Monthly Service - 08/05/20-09/04/20	APIV-00085743	223.13
Telecable Total					223.13
Walker County EMS - Emergency Services Total					22,481.02
101 - 45020 - Weigh Station Utilites and Services					
101.73150.45020 - Rentals					
10476 - A-1 Smith's Septic Service, Inc.					
473033	8/1/2020		Monthly Rental/New Waverly Weigh Station-8/1-31/20	APIV-00085603	60.00
Rentals Total					60.00
101.74100.45020 - Communication					



Walker County
Claims and Invoices Submitted for Payment

8/13/2020 2:34:51 PM

Page 27 of 27

Invoice	Invoice Date	PO	Description	Voucher	Amount
101 - 45020 - Weigh Station Utilites and Services					
101.74100.45020 - Communication					
12203 - Frontier Communications of Texas					
344-8553.080720	8/7/2020		Monthly Service - 08/07/20-09/06/20	APIV-00085741	329.25
Communication Total					329.25
Weigh Station Utilites and Services Total					389.25
Report Total					165,823.13



Walker County
Claims and Invoices Submitted for Payment

8/12/2020 10:35:24 AM

Page 1 of 10

Invoice	Invoice Date	PO	Description	Voucher	Amount
615 - 50130 - Adult Basic Supervision					
615.61010.50130 - Office Supplies					
10636 - Citibank (South Dakota), NA					
08-20-0119	7/31/2020	PO - 30611	Hunter-Postage Stamps	APIV-00085681	56.80
Office Supplies Total					56.80
615.67040.50130 - Professional Services					
10636 - Citibank (South Dakota), NA					
08-20-0028	7/31/2020		Dewalt-Refund State Park Reservation	APCV-001058	(550.00)
Professional Services Total					(550.00)
Adult Basic Supervision Total					(493.20)
616 - 50150 - Adult Court Services					
616.61010.50150 - Office Supplies					
10636 - Citibank (South Dakota), NA					
08-20-9888	7/31/2020		Gifaldi-Zoom 7/6/20-8/5/20	APIV-00085677	14.99
Office Supplies Total					14.99
Adult Court Services Total					14.99
101 - 50120 - Adult Probation -Community Services- General Fund					
101.61030.50120 - Operating Supplies					
10636 - Citibank (South Dakota), NA					
08-20-0119	7/31/2020	PO - 30611	Hunter-32 Variety Packs Gatorade for Probationers PQ 23645	APIV-00085681	122.50
Operating Supplies Total					122.50
Adult Probation -Community Services- General Fund Total					122.50
101 - 50110 - Adult Probation Support- General Fund					
101.61030.50110 - Operating Supplies					
10636 - Citibank (South Dakota), NA					
08-20-0119	7/31/2020	PO - 30611	Hunter-4 Webcams	APIV-00085681	100.00
08-20-0119	7/31/2020	PO - 30611	Hunter-Return 1 Webcam	APIV-00085681	(59.99)
Invoice Total					40.01
Operating Supplies Total					40.01
101.61100.50110 - Minor Equipment					
10636 - Citibank (South Dakota), NA					
08-20-0119	7/31/2020	PO - 30611	Hunter-Dell laptop - Dell Inspiron 13.3" 7000 2in1 Touch Screen laptop Intel Core i5 - 8GB memory - 512GB SSD + 32GB Optane - silver, Model I7391-5537SLV-PUS.	APIV-00085681	4,989.94
08-20-0119	7/31/2020	PO - 30611	Hunter-Webcam PO 30611	APIV-00085681	18.95
Invoice Total					5,008.89



Walker County
Claims and Invoices Submitted for Payment

8/12/2020 10:35:24 AM

Page 2 of 10

Invoice	Invoice Date	PO	Description	Voucher	Amount
101 - 50110 - Adult Probation Support- General Fund					
				Minor Equipment Total	5,008.89
				Adult Probation Support- General Fund Total	5,048.90
101 - 10000 - Balance Sheet Accounts					
101.18050.10000 - Due from Employees					
10636 - Citibank (South Dakota), NA					
08-20-0515	7/31/2020		Flowers-Amazon Refund	APIV-00085674	(12.99)
08-20-2007	7/31/2020		Tennant-Tax on HEB & Amazon	APIV-00085694	3.69
08-20-8848	7/31/2020		Early-Refund Tax on Zoom	APIV-00085672	(4.00)
08-20-9269	7/31/2020		Buck-Fraud Charges	APIV-00085658	60.85
08-20-9727	7/31/2020		Dearwester-Employee Plaqu to be Reimb by Emp	APIV-00085667	72.74
				Due from Employees Total	120.29
601.18050.10000 - Due from Employees					
10636 - Citibank (South Dakota), NA					
08-20-0150	8/3/2020		Yosko-Tax on Log Me In	APIV-00085698	0.42
				Due from Employees Total	0.42
617.18050.10000 - Due from Employees					
10636 - Citibank (South Dakota), NA					
08-20-9888	7/31/2020		Gifaldi Refund on Tax from Zoom	APIV-00085677	(1.50)
				Due from Employees Total	(1.50)
802.18050.10000 - Due from Employees					
10636 - Citibank (South Dakota), NA					
08-20-0158	7/31/2020		Gilbert-Tax on Signs	APIV-00085678	1.52
				Due from Employees Total	1.52
				Balance Sheet Accounts Total	120.73
101 - 19010 - Centralized Costs					
101.67050.19010 - Pre Employment/Physicals					
10636 - Citibank (South Dakota), NA					
08-20-9912	7/31/2020		WC Medical-Pre Employment Physical/Wiseman, L	APIV-00085696	90.00
				Pre Employment/Physicals Total	90.00
101.68010.19010 - Purchased Services					
10636 - Citibank (South Dakota), NA					
08-20-9912	7/31/2020		WC Medical-Post Accident/Bartee, G	APIV-00085696	65.00
				Purchased Services Total	65.00
				Centralized Costs Total	155.00



Walker County
Claims and Invoices Submitted for Payment

8/12/2020 10:35:24 AM

Page 3 of 10

Invoice	Invoice Date	PO	Description	Voucher	Amount
101 - 44040 - Constable Precinct 4					
101.68010.44040 - Purchased Services					
10636 - Citibank (South Dakota), NA					
08-20-4717	7/31/2020		Bartee-TLO	APIV-00085655	100.00
Purchased Services Total					100.00
101.75100.44040 - Repairs - Vehicles and Trucks					
10636 - Citibank (South Dakota), NA					
08-20-5566	7/31/2020		Veh Reg - Reg FAS 12773 & 10422	APIV-00085697	15.38
Repairs - Vehicles and Trucks Total					15.38
Constable Precinct 4 Total					115.38
119 - 19919 - Corona Virus Relief					
119.72120.19919 - Covid Relief Fund Category 1 2 3					
10636 - Citibank (South Dakota), NA					
08-20-0622	7/31/2020		Pegoda-50 Cases Face Masks PQ 23844	APIV-00085688	3,500.00
Covid Relief Fund Category 1 2 3 Total					3,500.00
Corona Virus Relief Total					3,500.00
101 - 20010 - County Auditor					
101.68010.20010 - Purchased Services					
10636 - Citibank (South Dakota), NA					
08-20-0408	7/31/2020		Allen-Efax Svc 7/15/20-6/24/20	APIV-00085654	160.21
Purchased Services Total					160.21
County Auditor Total					160.21
101 - 15050 - County Clerk					
101.64100.15050 - Computer Software					
10636 - Citibank (South Dakota), NA					
08-20-0408	7/31/2020		Allen-Quickbooks 7/15/20-7/14/2021	APIV-00085654	755.00
Computer Software Total					755.00
101.71020.15050 - Conferences/Training					
10636 - Citibank (South Dakota), NA					
08-20-9772	7/31/2020		French-Fall Conference-College Station 9/13-17/20	APIV-00085675	225.00
Conferences/Training Total					225.00
County Clerk Total					980.00
101 - 30020 - County Court at Law					
101.71020.30020 - Conferences/Training					
10636 - Citibank (South Dakota), NA					
08-20-5196	7/31/2020		Sorensen-Virtual Annual Conference-9/8-9/2020	APIV-00085693	150.00
Conferences/Training Total					150.00



Walker County
Claims and Invoices Submitted for Payment

8/12/2020 10:35:24 AM

Page 4 of 10

Invoice	Invoice Date	PO	Description	Voucher	Amount
County Court at Law Total					150.00
101 - 50010 - County Jail					
101.61030.50010 - Operating Supplies					
10636 - Citibank (South Dakota), NA					
08-20-6118	7/31/2020		DeHart-250 ft Hose for Cleaning Kitchen PQ 23655	APIV-00085669	497.50
08-20-6636	7/31/2020		Lewman-40 Masks PQ 23655	APIV-00085684	200.00
08-20-6636	7/31/2020		Lewman-Expandable Cable Sleeve PQ 23655	APIV-00085684	23.78
08-20-6636	7/31/2020		Lewman-Notary Pkgs-Moses & Panzer PQ 23655	APIV-00085684	189.80
Invoice Total					413.58
Operating Supplies Total					911.08
101.71010.50010 - Travel and Lodging					
10636 - Citibank (South Dakota), NA					
08-20-4417	7/31/2020		Smith-Fuel 7/30/20 PQ 23655	APIV-00085692	26.10
Travel and Lodging Total					26.10
101.71020.50010 - Conferences/Training					
10636 - Citibank (South Dakota), NA					
08-20-6636	7/31/2020		Lewman-Basic Corrections-Cortez, J	APIV-00085684	275.00
Conferences/Training Total					275.00
101.75300.50010 - Repairs - Buildings					
10636 - Citibank (South Dakota), NA					
08-20-6636	7/31/2020		Lewman-Closet Repair Kits PQ 23655	APIV-00085684	118.25
08-20-6636	7/31/2020		Lewman-Strobe Ceiling Alarm PQ 23655	APIV-00085684	29.58
Invoice Total					147.83
Repairs - Buildings Total					147.83
County Jail Total					1,360.01
101 - 15030 - County Judge - IT Hardware/Software					
101.64130.15030 - Volume Licensing					
10636 - Citibank (South Dakota), NA					
08-20-8848	7/31/2020		Early-Annual Expert Exchange	APIV-00085672	149.95
08-20-8848	7/31/2020		Early-Zoom 7/26/20-8/25/20	APIV-00085672	14.99
Invoice Total					164.94
Volume Licensing Total					164.94
101.68010.15030 - Purchased Services					
10636 - Citibank (South Dakota), NA					
08-20-8848	7/31/2020		Early-Efax & Jungle Disk	APIV-00085672	68.58
Purchased Services Total					68.58
County Judge - IT Hardware/Software Total					233.52



Walker County
Claims and Invoices Submitted for Payment

8/12/2020 10:35:24 AM

Page 5 of 10

Invoice	Invoice Date	PO	Description	Voucher	Amount
101 - 34040 - County Jury					
101.61030.34040 - Operating Supplies					
10636 - Citibank (South Dakota), NA					
08-20-0671	7/31/2020		Cole-Cable & Extension Strip PQ 24935	APIV-00085663	21.00
Operating Supplies Total					21.00
County Jury Total					21.00
101 - 32010 - Criminal District Attorney					
101.71010.32010 - Travel and Lodging					
10636 - Citibank (South Dakota), NA					
08-20-7407	7/31/2020		Durham-Fuel 7/8&29/20 PQ 23889	APIV-00085671	82.00
Travel and Lodging Total					82.00
Criminal District Attorney Total					82.00
562 - 32020 - District Attorney Forfeiture					
562.61100.32020 - Minor Equipment					
10636 - Citibank (South Dakota), NA					
08-20-0564	7/31/2020		Glisson-Staff Photoboard, Sign Holders PQ 23889	APIV-00085679	868.13
Minor Equipment Total					868.13
District Attorney Forfeiture Total					868.13
560 - 32040 - District Attorney Supplement					
560.71010.32040 - Travel and Lodging					
10636 - Citibank (South Dakota), NA					
08-20-7310	7/31/2020		Hernandez-Fuel 7/24/20 PQ 23889	APIV-00085680	23.31
08-20-7704	7/31/2020		Collins-Fuel 7/24/20 PQ 23889	APIV-00085664	42.55
08-20-9968	7/31/2020		Carlson-Fuel 7/22/20 PQ 23889	APIV-00085660	18.10
Travel and Lodging Total					83.96
District Attorney Supplement Total					83.96
101 - 31010 - District Clerk					
101.61200.31010 - Jurors Supplies					
10636 - Citibank (South Dakota), NA					
08-20-0515	7/31/2020		Flowers-Juror Supplies PA 1396	APIV-00085674	50.61
Jurors Supplies Total					50.61
District Clerk Total					50.61
101 - 16020 - Elections					
101.61010.16020 - Office Supplies					
10636 - Citibank (South Dakota), NA					
08-20-9483	7/31/2020		McRae-Ink Cartridge PQ 24010	APIV-00085685	53.93
Office Supplies Total					53.93



Walker County
Claims and Invoices Submitted for Payment

8/12/2020 10:35:24 AM

Page 6 of 10

Invoice	Invoice Date	PO	Description	Voucher	Amount
101 - 16020 - Elections					
101.61030.16020 - Operating Supplies					
10636 - Citibank (South Dakota), NA					
08-20-9483	7/31/2020		McRae-20 Packs Alcohol Wipes PQ 24007	APIV-00085685	699.80
08-20-9483	7/31/2020		McRae-3 Boxes Gloves PQ 24007	APIV-00085685	77.90
08-20-9483	7/31/2020		McRae-4 Cases Hand Sanitizer PQ 24007	APIV-00085685	348.00
08-20-9483	7/31/2020		McRae-5 Clear Storage Boxes PQ 24007	APIV-00085685	83.65
08-20-9483	7/31/2020		McRae-6 Pack Lysol PQ 24007	APIV-00085685	109.99
Invoice Total					1,319.34
Operating Supplies Total					1,319.34
Elections Total					1,373.27
101 - 46010 - Emergency Operations					
101.61030.46010 - Operating Supplies					
10636 - Citibank (South Dakota), NA					
08-20-0622	7/31/2020		Pegoda-12 Traffic Cones PQ 23844	APIV-00085688	366.96
08-20-2007	7/31/2020		Tennant-Food & Supplies COVID Testing PQ 23844	APIV-00085694	243.15
08-20-4387	7/31/2020		Davis-Meal for COVID Testing-Lost Receipt	APIV-00085666	3.67
Operating Supplies Total					613.78
Emergency Operations Total					613.78
101 - 61020 - Planning and Development					
101.71020.61020 - Conferences/Training					
10636 - Citibank (South Dakota), NA					
08-20-9376	7/31/2020		Olivier-TEEX Class/Monjaras, G 8/25-28/20	APIV-00085687	540.00
Conferences/Training Total					540.00
101.71030.61020 - Dues and Subscriptions					
10636 - Citibank (South Dakota), NA					
08-20-9376	7/31/2020		Olivier-OSSF License/Monjaras, G	APIV-00085687	111.00
Dues and Subscriptions Total					111.00
Planning and Development Total					651.00
220 - 82210 - Road and Bridge Precinct 1					
220.63210.82210 - Road Materials					
10636 - Citibank (South Dakota), NA					
08-20-7146	7/31/2020		Kuykendall-9 CY Concrete - Rosenwall Rd PQ 23810	APIV-00085683	900.00
Road Materials Total					900.00
Road and Bridge Precinct 1 Total					900.00



Walker County
Claims and Invoices Submitted for Payment

8/12/2020 10:35:24 AM

Page 7 of 10

Invoice	Invoice Date	PO	Description	Voucher	Amount
220 - 82230 - Road and Bridge Precinct 3					
220.61030.82230 - Operating Supplies					
10636 - Citibank (South Dakota), NA					
08-20-7379	7/31/2020		Daugette-2 DBI Shockwave Lanyards PQ 23692	APIV-00085665	238.44
08-20-7379	7/31/2020		Daugette-7 Tags PQ 23692	APIV-00085665	45.50
Invoice Total					283.94
Operating Supplies Total					283.94
Road and Bridge Precinct 3 Total					283.94
220 - 82240 - Road and Bridge Precinct 4					
220.75100.82240 - Repairs - Vehicles and Trucks					
10636 - Citibank (South Dakota), NA					
08-20-4835	7/31/2020		Decker-2 Shank FAS 10387 PQ 23882	APIV-00085668	46.20
08-20-4835	7/31/2020		Decker-Elbow & Bushing FAS 10387 PQ 23882	APIV-00085668	87.77
08-20-4835	7/31/2020		Decker-Radiator FAS 10365 PQ 23882	APIV-00085668	165.00
08-20-4835	7/31/2020		Decker-Water pump, crank, etc. FAS 10387 PQ 23882	APIV-00085668	2,505.04
Invoice Total					2,804.01
08-20-5566	7/31/2020		Veh Reg - FAS 10293	APIV-00085697	7.69
Repairs - Vehicles and Trucks Total					2,811.70
220.75200.82240 - Repairs - Equipment					
10636 - Citibank (South Dakota), NA					
08-20-4835	7/31/2020		Decker-Condenser FAS 12215 PQ 23882	APIV-00085668	1,686.76
Repairs - Equipment Total					1,686.76
Road and Bridge Precinct 4 Total					4,498.46
101 - 41010 - Sheriff					
101.62010.41010 - Postage					
10636 - Citibank (South Dakota), NA					
08-20-1555	7/31/2020		Phelps-Postage 7/13-31/20	APIV-00085689	112.62
Postage Total					112.62
101.72028.41010 - DOJ Grant Expenditures					
10636 - Citibank (South Dakota), NA					
08-20-9103	7/31/2020	PO - 30527	Fullwood- 5 GoToMeeting Software Licenses 5/14/20-5/13/21	APIV-00085676	720.00
DOJ Grant Expenditures Total					720.00
101.74110.41010 - Data Circuits/Internet					
10636 - Citibank (South Dakota), NA					
08-20-9103	7/31/2020	PO - 30527	Fullwood-Constant Hosting	APIV-00085676	89.95
Data Circuits/Internet Total					89.95



Walker County
Claims and Invoices Submitted for Payment

8/12/2020 10:35:24 AM

Page 8 of 10

Invoice	Invoice Date	PO	Description	Voucher	Amount
Sheriff Total					922.57
601 - 35030 - SPU - State General Allocation					
601.61010.35030 - Office Supplies					
10636 - Citibank (South Dakota), NA					
08-20-0150	8/3/2020		Yosko-Ethernet cable, Ink Cartridge, Folders, Cable PQ 23938 Line 1	APIV-00085698	124.56
Office Supplies Total					124.56
601.61100.35030 - Minor Equipment					
10636 - Citibank (South Dakota), NA					
08-20-0150	8/3/2020		Yosko-Duplex Laser Printer PQ 23938 Line 1	APIV-00085698	379.00
Minor Equipment Total					379.00
601.62010.35030 - Postage					
10636 - Citibank (South Dakota), NA					
08-20-2579	8/3/2020		Cagle-Postage 7/15&29/20	APIV-00085659	7.60
08-20-2832	8/3/2020		Reid-Postage 7/27&31/20	APIV-00085691	6.70
08-20-3192	8/3/2020		Breaux-Postage 7/14/20	APIV-00085656	11.00
Postage Total					25.30
601.71010.35030 - Travel and Lodging					
10636 - Citibank (South Dakota), NA					
08-20-0537	8/3/2020		English-Fuel 7/22/20 PQ 23938 Line 1	APIV-00085673	31.47
08-20-0592	8/3/2020		Chason-Fuel-7/6/20 PQ 23938 Line 1	APIV-00085662	20.50
08-20-0747	8/3/2020		Monjaras-Room Refund	APCV-001059	(1,629.02)
08-20-3192	8/3/2020		Breaux-Fuel 7/22/20 PQ 23938 Line 1	APIV-00085656	27.00
08-20-8620	8/3/2020		Dictson-Fuel 7/7&15/20 PQ 23938 Line 1	APIV-00085670	59.05
Travel and Lodging Total					(1,491.00)
601.71030.35030 - Dues and Subscriptions					
10636 - Citibank (South Dakota), NA					
08-20-3936	8/3/2020		Johnson-Postage 7/20/20	APIV-00085682	3.85
Dues and Subscriptions Total					3.85
601.75100.35030 - Repairs - Vehicles and Trucks					
10636 - Citibank (South Dakota), NA					
08-20-0150	8/3/2020		Yosko-2 Tires Mount & Balance T=FAS 11726 PQ 23938 Line 1	APIV-00085698	48.00
08-20-0747	8/3/2020		Monjaras-Towing FAS 11726	APCV-001059	75.00
08-20-1043	8/3/2020		Bridges-Inspection FAS 12358	APIV-00085657	25.50
08-20-3192	8/3/2020		Breaux-Fix Roof Drip FAS 12495 PQ 23938 Line 1	APIV-00085656	140.96
Repairs - Vehicles and Trucks Total					289.46
SPU - State General Allocation Total					(668.83)



Walker County
Claims and Invoices Submitted for Payment

8/12/2020 10:35:24 AM

Page 9 of 10

Invoice	Invoice Date	PO	Description	Voucher	Amount
601 - 35040 - SPU Civil Division					
601.61010.35040 - Office Supplies					
10636 - Citibank (South Dakota), NA					
08-20-0150	8/3/2020		Yosko-2 Toner, 5 Cases Paper PQ 23938 Line 2	APIV-00085698	243.68
Office Supplies Total					243.68
601.62010.35040 - Postage					
10636 - Citibank (South Dakota), NA					
08-20-1565	8/3/2020		Phillips-Postage 7/10-30/20	APIV-00085690	83.45
Postage Total					83.45
601.64100.35040 - Computer Software					
10636 - Citibank (South Dakota), NA					
08-20-0150	8/3/2020		Yosko-Log Me In	APIV-00085698	24.00
08-20-0150	8/3/2020		Yosko-Zoom 7/28/20-6/14/21	APIV-00085698	132.24
Invoice Total					156.24
Computer Software Total					156.24
601.68400.35040 - Legal/Public Notices					
10636 - Citibank (South Dakota), NA					
08-20-0309	8/3/2020		Valenzuela-Records-Pero, D	APIV-00085695	33.47
Legal/Public Notices Total					33.47
601.71010.35040 - Travel and Lodging					
10636 - Citibank (South Dakota), NA					
08-20-0747	8/3/2020		Monjaras-Room Refund	APCV-001059	(1,527.29)
Travel and Lodging Total					(1,527.29)
SPU Civil Division Total					(1,010.45)
601 - 35050 - SPU Juvenile Division					
601.61010.35050 - Office Supplies					
10636 - Citibank (South Dakota), NA					
08-20-0150	8/3/2020		Yosko-2 Ink Cartridge PQ 23938 Line 3	APIV-00085698	37.78
Office Supplies Total					37.78
601.68010.35050 - Purchased Services					
10636 - Citibank (South Dakota), NA					
08-20-0150	8/3/2020		Yosko-Move Palestine Copier to Huntsville	APIV-00085698	489.39
Purchased Services Total					489.39
601.71010.35050 - Travel and Lodging					
10636 - Citibank (South Dakota), NA					
08-20-0747	8/3/2020		Monjaras-Fuel 7/23/20 PQ 23938 Line 3	APCV-001059	117.99
08-20-0747	8/3/2020		Monjaras-Room Refund	APCV-001059	(1,054.70)
08-20-0747	8/3/2020		Monjaras-Uhaul to move Palestine Office	APCV-001059	189.33



**Walker County
Claims and Invoices Submitted for Payment**

8/12/2020 10:35:24 AM

Page 10 of 10

Invoice	Invoice Date	PO	Description	Voucher	Amount
601 - 35050 - SPU Juvenile Division					
601.71010.35050 - Travel and Lodging					
10636 - Citibank (South Dakota), NA					
Invoice Total					(747.38)
Travel and Lodging Total					(747.38)
SPU Juvenile Division Total					(220.21)
101 - 16010 - Voter Registration					
101.61030.16010 - Operating Supplies					
10636 - Citibank (South Dakota), NA					
08-20-9483	7/31/2020		McRae-10 Tables PQ 24007	APIV-00085685	536.50
Operating Supplies Total					536.50
Voter Registration Total					536.50
802 - 46500 - Walker County Central Dispatch Services					
802.61030.46500 - Operating Supplies					
10636 - Citibank (South Dakota), NA					
08-20-0158	7/31/2020		Gilbert-2 Signs PQ 24043	APIV-00085678	18.38
Operating Supplies Total					18.38
Walker County Central Dispatch Services Total					18.38
301 - 46100 - Walker County EMS - Emergency Services					
301.68010.46100 - Purchased Services					
10636 - Citibank (South Dakota), NA					
08-20-9912	7/31/2020		WC Medical-Post Accident/Davis, R	APIV-00085696	65.00
08-20-9939	7/31/2020		Nabors-Office Ally	APIV-00085686	35.90
Purchased Services Total					100.90
301.71030.46100 - Dues and Subscriptions					
10636 - Citibank (South Dakota), NA					
08-20-0532	7/31/2020		Casburn-DSHS Recertification-Braun, T	APIV-00085661	96.00
Dues and Subscriptions Total					96.00
301.75100.46100 - Repairs - Vehicles and Trucks					
10636 - Citibank (South Dakota), NA					
08-20-5566	7/31/2020		Veh Reg - FAS 12520	APIV-00085697	7.69
Repairs - Vehicles and Trucks Total					7.69
Walker County EMS - Emergency Services Total					204.59
Report Total					20,676.74

Rec'd
7/27/2020
ST

Quarterly Report Volunteer Fire Department

Name of Department: Crabbs Prairie Volunteer Fire Department

For the Months: of - April - May - June 2020

Cash and Investments at Beginning of Reporting Period		
Line 1	Cash	\$37,297.24
Line 2	Investments	\$7,487.11
Line 3	Total Cash and Investments	\$44,784.35
Monies In:		
Line 4	Fire Services Contract with Walker County - Station 41 & 43	\$6,000.00
Line 5	Monies Contributed thru Utility Companies - Station 41 & 43	\$3,125.00
Line 6	Auxiliary Statue Donations	\$0.00
Line 7	Funds from Fundraisers	\$11,332.74
Line 8	Grants Received	\$1,229.92
Line 8	Reimbursements Forest Service	\$0.00
Line 9	Other Contributions (Walker County)	\$0.00
Line 9	MVA Billing	\$3,071.15
Line 10	Savings Interest	\$0.00
Line 11	Donations	\$300.00
Line 12	Total Monies In:	\$25,058.81
Monies Out:		
Line 13	Fuel - Station 41 (CP)	\$567.80
Line 13	Fuel - Station 43 (PP)	\$547.05
Line 13	Fuel - Fleet Card Fees	\$139.09
Line 14	Vehicle/Equipment Maintenance -Apparatus	\$10,594.13
Line 15	Dues / Fees	\$785.77
Line 16	Office Supplies	\$123.02
Line 17	Maintainance Station/Pagers	\$2,806.14
Line 18	Utilities	\$1,510.52
Line 19	<u>Service/Pest</u>	\$75.00
Line 20	<u>Training</u>	\$974.73
Line 20	<u>Fundraiser Exp</u>	\$5,753.05
Line 21	<u>Insurance Premiums - Station 41 & 43</u>	\$8,622.25
Line 22	Total Monies Out	\$32,498.55
Cash and Investments at End of Reporting Period		
Line 23	Cash	\$29,857.50
Line 24	Investments	\$7,487.11
Line 25	Total Cash and Investments	\$37,344.61

This should match your bank and investment statements

Line 3 + Line 12 - Line 22

Reports due:	Attach to Financial Information Report:
January 15th for the Months October thru December	(1) Equipment / Vehicle List
April 15th for the Months January thru March	(2) NFIRS Report and Other Activity Report showing
July 15th for the Months April thru June	number of calls within city limits and miles driven
October 15th for the Months July-September	

Approved Walker County Commissioners' Court 9/02/2008

MEMORANDUM

Desk Of: Sonja Tennant

✓ Received
✓ Emailed
✓ Original

Scanned
Mailed
Copy

JUL 12 2020

TO: WALKER COUNTY COMMISSIONERS' COURT

FROM: CRABBS PRAIRIE VOLUNTEER FIRE DEPARTMENT

Entered
Confidential
Posted

Faxed
Void
PO Chg

DATE SUBMITTED: 4/14/2020

Approved Commissioners' Court

{ X1ST }

QTR

QTR

4TH QTR

SUBJECT: Report of Fires & Calls answered

Calls Total: _____

Quarterly Totals

YTD Totals

TOTAL NUMBER OF CALLS ANSWERED:

Number inside Department Service area

Main alarms answered:

Number inside Department Service area

Number of Mutual aid calls

Average Miles per call including POV

Calls inside City limits of Huntsville

Calls outside City limits of Huntsville

BREAKDOWN OF CALLS ANSWERED:

Automobile

27

75

Electrical

4

6

Emergency & Rescue

39

167

False Alarm

2

18

Fuel Spill

0

0

Grass, Trash & Brush

11

36

Miscellaneous

2

19

Mutual Aid

4

17

Natural & Propane Gas

0

0

Smoke Scare

1

4

Structures:

0

Apartments

0

Housing

2

7

Mobile Homes

0

Non-Dwellings

0

Quarterly Report Volunteer Fire Department

Name of Department: Dodge VFD

Date Submitted: 7/17/2020

Desk Of: Sonja Tennant

☒ Received
☒ Emailed
☒ Original

☐ Scanned
☐ Mailed
☐ Copy

JUL 17 2020

☐ 1st (for the months October thru December)

☐ 2nd (for the months January thru March)

☒ 3rd (for the months April thru June)

☐ 4th (for the months July thru September)

☐ Entered
☐ Confidential
☐ Posted

☐ Faxed
☐ Void
☐ PO Chg

☐ Approved Commissioners' Court

Cash and Investments at Beginning of Reporting Period

Cash	152740.78	
Investments		
Total Cash and Investments:		152740.78

Monies In:

Fire Services Contract with Walker County	2400.00	
Monies Contributed thru Utility Companies		
Monies from Fund Raisers		
Grant Received		
Other Contributions:		
Walker Co ESD	12000.00	
Walker Co ESD (Training Reimb)	1952.63	
Total Monies In:		16352.63

Monies Out:

Fuel	158.56	
Vehicle / Equipment Maintenance	3234.16	
Vehicle / Equipment Purchase	3519.62	
Operating Supplies	2627.72	
Supplies -- Fund Raisers		
Utilities	477.69	
Other: Cleaning	75.00	
Dues/Sub	1000.00	
Mowing	449.00	
Bookkeeping	420.00	
Total Monies Out:		11961.75

Cash and Investments at End of Reporting Period

Cash	157131.66	
Investments		
Total Cash and Investments		157131.66

This should match your bank and investment statements Line 3+ Line 12 - Line 22

Attach to Financial Report - NFIRS Report & other Activity Report showing number of calls within city limits & miles driven

Approved Walker County Commissioners' Court 9/2/2008, Amended 6/26/2017

MEMORANDUM

RECEIVED

JUL 3 0 2020

TO: WALKER COUNTY COMMISSIONERS' COURT

FROM: DODGE V.F.D

WALKER COUNTY
JUDGE'S OFFICE
VOLUNTEER FIRE DEPARTMENT

DATE SUBMITTED: July 30, 2020

{ } 1ST QTR

{ } 2ND QTR

{ } 3RD QTR

{ } 4TH QTR

SUBJECT: Report of Fires & Calls answered

Calls Total: _____

Quarterly Totals

YTD Totals

TOTAL NUMBER OF CALLS ANSWERED:

Number inside Department Service area

95

Main alarms answered:

98

Number inside Department Service area

95

Number of Mutual aid calls

85

Average Miles per call including POV

7 MILES

Calls inside City limits of Huntsville

0

Calls outside City limits of Huntsville

98

BREAKDOWN OF CALLS ANSWERED:

Automobile

11

Electrical

0

Emergency & Rescue

1

False Alarm

0

Fuel Spill

0

Grass, Trash & Brush

4

Miscellaneous

0

Mutual Aid

85

Natural & Propane Gas

0

Smoke Scare

0

Structures:

Comm

1

Apartments

0

Housing

1

Mobile Homes

1

Non-Dwellings

1

Quarterly Report Volunteer Fire Department

Name of Department: RIVERSIDE

Date Submitted: 07 / 14 / 2020

{ } 1st (for the months October thru December)

☒ Received

Desk Of: Sonja Tennant

☐ Scanned

{ } 2nd (for the months January thru March)

☒ Emailed

☐ Mailed

☒ Original

☐ Copy

{ } 3rd (for the months April thru June)

X

JUL 13 2020

{ } 4th (for the months July thru September)

☐ Entered

☐ Faxed

☐ Confidential

☐ Void

☐ Posted

☐ PO Chg

☐ Approved Commissioners' Court

Cash and Investments at Beginning of Reporting Period

Cash 93924.90

Investments _____

Total Cash and Investments:

93924.90

Monies In:

Fire Services Contract with Walker County 4077.00

Monies Contributed thru Utility Companies _____

Monies from Fund Raisers _____

Grant Received 1348.35

Other Contributions: 1695.78

WCESD#1 89000.00

CITY OF RIVERSIDE 1200.00

INTEREST and transfer funds between accts 37000.05

Total Monies In:

134321.18

Monies Out:

Fuel 1491.52

Vehicle / Equipment Maintenance 4053.92

Vehicle / Equipment Purchase 65000.00

Operating Supplies 2159.18

Supplies – Fund Raisers _____

Utilities 2267.77

Other: _____

Trans funds between accts 37000.00

Loan pymt 7057.00

Total Monies Out:

119029.39

Cash and Investments at End of Reporting Period

Cash _____

Investments _____

Total Cash and Investments

109216.69

This should match your bank and investment statements Line 3+ Line 12 – Line 22

Quarterly Report Volunteer Fire Department

Name of Department: THOMAS LAKE ROAD VOLUNTEER FIRE DEPARTMENT

Date Submitted: July / 12 / 2020 *Desk Of: Sonja Tennant*

1st (for the months October thru December)

2nd (for the months January thru March)

3rd (for the months April thru June)

4th (for the months July thru September)

☒ Received
☐ Emailed
☐ Original

☐ Scanned
☐ Mailed
☐ Copy

JUL 13 2020

☐ Entered
☐ Confidential
☐ Posted

☐ Faxed
☐ Void
☐ PO Chg

☐ Approved Commissioners' Court

Cash and Investments at Beginning of Reporting Period

Cash	95,031.47	
Investments		
Total Cash and Investments:		95,031.47

Monies In:

Fire Services Contract with Walker County ESD#1	1,800.00	
Fire Services Contract with Walker County	9,000.00	
Monies Contributed thru Utility Companies		
Monies from Fund Raisers		
Grant Received		
Other Contributions:	9.04	
DONATIONS	1100.00	
INTEREST	2.13	
Total Monies In:		11,911.17

Monies Out:

Fuel	237.94	
Vehicle / Equipment Maintenance	802.80	
Vehicle / Equipment Purchase		
Operating Supplies	335.55	
Supplies – Fund Raisers		
Utilities	1057.07	
Other:		
BUILDING/GROUND MAINTENANCE	1136.99	
MISC ADMIN	30.00	
FIRE FIGHTER DUES		
Total Monies Out:		3600.35

Cash and Investments at End of Reporting Period

Cash	103342.29	
Investments		
Total Cash and Investments		103342.29

MEMORANDUM

TO: WALKER COUNTY COMMISSIONERS' COURT

FROM: Thomas Lake Volunteer Department

DATE SUBMITTED: 7/12/2020

1ST QTR x 2ND QTR 3RD QTR ✓ 4TH QTR

SUBJECT: Report of Fires & Calls answered

Calls Total: 37

Quarterly Totals

YTD Totals

TOTAL NUMBER OF CALLS ANSWERED:

Number inside Department Service area

Main alarms answered:

Number inside Department Service area

Number of Mutual aid calls

Average Miles per call including POV

Calls inside City limits of Huntsville

Calls outside City limits of Huntsville

BREAKDOWN OF CALLS ANSWERED:

Automobile

Electrical

Emergency & Rescue

False Alarm

Fuel Spill

Grass, Trash & Brush

Miscellaneous

Mutual Aid

Natural & Propane Gas

Smoke Scare

Structures:

Apartments

Desk Of: Sonja Tennant

✓ Received Scanned
 _____ Emailed Mailed
 ✓ Original _____ Copy

JUL 12 2020

____ Entered _____ Faxed
 _____ Confidential _____ Void
 _____ Posted _____ PO Chg
 _____ Approved Commissioners' Court



WALKER COUNTY COMMISSIONERS' COURT
1100 UNIVERSITY AVENUE
HUNTSVILLE, TEXAS 77340
936* 436-4912 FAX 936* 436-4914

COUNTY JUDGE	COMMISSIONER	COMMISSIONER	COMMISSIONER	COMMISSIONER
ROBERT D. PIERCE	DANNY KUYKENDALL	RONNIE WHITE	BILL DAUGETTE	JIMMY HENRY
	PRECINCT 1	PRECINCT 2	PRECINCT 3	PRECINCT 4

AUGUST 17, 2020

Delivery Via Personal Hand Delivery from County Commissioners' Office to District Court Judge's Office

TO: The Present Sitting Walker County, Texas Grand Jury, C/O: The Honorable District Attorney Will Durham
12th Judicial District Judge Don Kraemer
278th Judicial District Judge Hal Ridley

RE: Walker County, Texas Annual Road Reports from Precincts 1,2,3 & 4
2019-2020 Annual Road Reports – under section 251.005, Texas Transportation Code

Dear Honorable Judge Kraemer, Honorable Judge Ridley & The Present sitting Walker County , Texas Grand Jury:

Pursuant to Section 251.005 of the Texas Transportation Code, please find enclosed the 2019-2020 Annual Road Reports from each of the respective Walker County Commissioners of Precincts 1,2,3 and 4. In accordance with said Code, these original signed sworn individual Precinct reports include certain information in regards to: (i) general conditions of roads, culverts and bridges; (ii) present estimated amount of monies necessary for maintenance of precinct roads during the next fiscal year (FY2020-21); (iii) number of traffic control devices defaced or torn down during past year; (iv) any new roads opened in precinct (if any); and (v) bridges, culverts or other improvements necessary to place the precinct roads in good condition to include the probable present cost of said improvements (if any).

As required by the aforementioned Section 251.005 Code, please accept these Annual Road Reports for submission to the present Grand Jury. Additionally, as required by the Code, copies of these aforementioned reports will be submitted into the Walker County Commissioners' Court meeting official minutes of its special session scheduled meeting of August 17th, 2020.

Thank you for your time and consideration in this compliance matter. Should you have any questions, please do not hesitate to call or request a meeting.

Respectfully yours,

Danny Pierce
County Judge, Walker County

cc: Mr. Danny Kuykendall, Walker County Commissioner, Precinct 1
Mr. Ronnie White, Walker County Commissioner, Precinct 2
Mr. Bill Daugette, Walker County Commissioner, Precinct 3
Mr. Jimmy Henry, Walker County Commissioner, Precinct 4
Ms. Sonja Tennant, Walker County Commissioners' Office
Mrs. Liz Jan, Walker County Judge Office
Mrs. Patricia Allen, Walker County Auditor
Mrs. Amy Klawinsky, Walker County Treasurer Office/Human Resources Director
Mrs. Kari French, Walker County Clerk



ANNUAL ROAD REPORT

State of Texas

County of Walker County

Road & Bridge Precinct 1

1. Condition of each road, culvert and bridge in the precinct:

All roads, culvert and bridges meet minimal state standards.

2. Amount of money necessary for maintenance of the precinct roads during the next fiscal year:

1.3 million

3. Number of traffic control devices in the precinct defaced or torn down: N/A

4. Any new road that should be opened in the precinct: N/A

5. Any bridges, culverts or other improvements necessary to place the precinct roads in good condition and the probable cost of the improvements:

Submitted by the undersigned on this 30 day of JULY, 2020.


Commissioner, Precinct 1


Commissioner's Signature

Subscribed and sworn to, before me, the undersigned authority, this 30 day of JULY, 2020.


Notary Public Signature

10/29/2023
My Commission Expires



Approved by Commissioners' Court (mm/dd/yyyy) _____

Submitted to the Present Sitting Walker County, Texas Grand Jury (mm/dd/yyyy) _____

List of County Roads by Name and/or Number	Road Condition (Good, Fair, Poor, MMSS)	Cause of Degredation	Culvert Condition (Good, Fair, Poor, MMSS)	Bridges Condition (Good, Fair, Poor, MMSS)	Length of Road In 10th Miles
AKRIDGE DR	MMSS	Vehicle Traffic	MMSS	N/A	0.3
ALLBRITTON RD	MMSS	Vehicle Traffic	Good	N/A	0.2
ALLEN DR	MMSS	Vehicle Traffic	MMSS	N/A	0.5
ANDREW STREET	MMSS	Vehicle Traffic	MMSS	N/A	0.1
ANNIE LANE	MMSS	Vehicle Traffic	MMSS	N/A	0.2
ARCHIE RD	MMSS	Vehicle Traffic	MMSS	N/A	0.5
ARMADILLO DR	MMSS	Vehicle Traffic	MMSS	N/A	0.9
ASHWORTH RD	MMSS	Vehicle Traffic	MMSS	N/A	0.7
BAWDEN	MMSS	Vehicle Traffic	MMSS	N/A	0.2
BETTY CT	MMSS	Vehicle Traffic	MMSS	N/A	0.1
BISHOP RD	Poor	Oil Industry & Heavy truck use, vehicle traffic	Fair	N/A	7.5
BOB O LINK RD	MMSS	Vehicle Traffic	MMSS	N/A	0.1
BRANCH LANE	MMSS	Vehicle Traffic	MMSS	N/A	0.2
BRIMBERRY CEMETERY RD	MMSS	Vehicle Traffic	MMSS	N/A	2.2
BUCKHORN CIRCLE	MMSS	Vehicle Traffic	MMSS	N/A	0.0
CANYON RUN BLVD	MMSS	Vehicle Traffic	MMSS	N/A	0.9
CATECHIS RD	MMSS	Vehicle Traffic	MMSS	N/A	1.3
CAUTHEN DR	MMSS	Vehicle Traffic	MMSS	N/A	0.5
CEDAR RIDGE	MMSS	Vehicle Traffic	MMSS	N/A	1.0
CHANDLER RD	MMSS	Vehicle Traffic	MMSS	N/A	0.6
CLINE CEMETERY RD	MMSS	Vehicle Traffic	MMSS	N/A	0.6
COGANS GROVE	MMSS	Vehicle Traffic	MMSS	N/A	0.4
COWBOY COUNTRY RD	MMSS	Vehicle Traffic	Good	N/A	0.5
CREEK RD	MMSS	Vehicle Traffic	MMSS	N/A	0.2
CRUTE DR	MMSS	Vehicle Traffic	MMSS	N/A	0.3
CYNTOLYN	MMSS	Vehicle Traffic	MMSS	N/A	0.5
CYPRESS GLENN	MMSS	Vehicle Traffic	MMSS	N/A	0.3
DAVIDSON RD	MMSS	Vehicle Traffic	MMSS	N/A	1.1
DEEPWOOD LANE	MMSS	Vehicle Traffic	MMSS	N/A	0.1
DUERER RD	MMSS	Vehicle Traffic	MMSS	N/A	1.3
DUKE LANE	MMSS	Vehicle Traffic	Good	N/A	0.2
EAST SPUR	MMSS	Vehicle Traffic	MMSS	N/A	0.1
EDGEWOOD	MMSS	Vehicle Traffic	MMSS	N/A	0.4
EISENHOWER LANE	MMSS	Vehicle Traffic	MMSS	N/A	0.3
ELLEN LANE	MMSS	Vehicle Traffic	MMSS	N/A	0.2
EMERALD OAKS CT	MMSS	Vehicle Traffic	MMSS	N/A	0.1
ENCHANTED OAKS CT	MMSS	Vehicle Traffic	MMSS	N/A	0.3
FLYNT RD	Poor	Oil Industry & Heavy truck use, vehicle traffic	Fair	N/A	2.5
FRIZZEL RD	MMSS	Vehicle Traffic	MMSS	N/A	0.1
GAMBRELL RD	MMSS	Vehicle Traffic	MMSS	N/A	0.2
GEORGE WILSON	MMSS	Vehicle Traffic	MMSS	N/A	1.5
GINSEL LN	MMSS	Vehicle Traffic	MMSS	N/A	0.1
GRACE LANE	MMSS	Vehicle Traffic	MMSS	N/A	0.5
GRACE LANE WEST	MMSS	Vehicle Traffic	MMSS	N/A	0.2
GUERRANT RD	Poor	Oil Industry & Heavy truck use, vehicle traffic	Fair	N/A	4.6
HADLEY CREEK BEND	MMSS	Vehicle Traffic	MMSS	N/A	1.7
HALL RD	MMSS	Vehicle Traffic	MMSS	N/A	0.1
HARDY LN	MMSS	Vehicle Traffic	MMSS	N/A	0.4
HARMONY CEMETERY	MMSS	Vehicle Traffic	MMSS	N/A	0.2
HERITAGE OAK DR	MMSS	Vehicle Traffic	MMSS	N/A	0.8
HIDDEN CREEK DR	MMSS	Vehicle Traffic	MMSS	N/A	0.6
HORACE SMITH RD	MMSS	Vehicle Traffic	MMSS	N/A	2.2
J C WALKER LOOP	Poor	Oil Industry & Heavy truck use, vehicle traffic	Fair	N/A	4.5
JACOB STREET	MMSS	Vehicle Traffic	MMSS	N/A	0.3
JOE SMITH RD	MMSS	Vehicle Traffic	MMSS	N/A	1.5

JOHN KAY RD	MMSS	Vehicle Traffic	MMSS	N/A	0.8
JONES VIEW DR	MMSS	Vehicle Traffic	MMSS	N/A	0.4
JORDY RD	MMSS	Vehicle Traffic	MMSS	N/A	0.8
KATHY LANE	MMSS	Vehicle Traffic	MMSS	N/A	0.1
KNIGHT LN	MMSS	Vehicle Traffic	MMSS	N/A	0.2
KORNEGAY LANE	MMSS	Vehicle Traffic	MMSS	N/A	0.2
KUYKENDALL RD	MMSS	Vehicle Traffic	MMSS	N/A	0.3
LACEE LANE	MMSS	Vehicle Traffic	MMSS	N/A	0.2
LAKE FALLS RD	MMSS	Vehicle Traffic	MMSS	N/A	2.3
LANGLEY RD	MMSS	Vehicle Traffic	Good	N/A	0.5
LIVE OAK CT	MMSS	Vehicle Traffic	MMSS	N/A	0.2
LOST INDIAN CAMP RD	Poor	Oil Industry & Heavy truck use, vehicle traffic	Fair	N/A	5.0
LOST OAKS CT	MMSS	Vehicle Traffic	MMSS	N/A	0.2
LOUIS VOAN RD	MMSS	Vehicle Traffic	MMSS	N/A	1.5
MARJORIE LANE	MMSS	Vehicle Traffic	MMSS	N/A	0.8
MCSHANE LANE	MMSS	Vehicle Traffic	MMSS	N/A	0.5
MEADOW LINK	MMSS	Vehicle Traffic	MMSS	N/A	0.6
MIKE BETH CIRCLE	MMSS	Vehicle Traffic	MMSS	N/A	0.4
MOFFETT SPRINGS RD	MMSS	Vehicle Traffic	MMSS	N/A	2.9
MOSSBACK ST	MMSS	Vehicle Traffic	MMSS	N/A	0.4
MURPHY FARM RD	MMSS	Vehicle Traffic	MMSS	N/A	1.0
MURRAY LANE	MMSS	Vehicle Traffic	MMSS	N/A	0.1
NELWYN DRIVE	MMSS	Vehicle Traffic	MMSS	N/A	0.3
OAK TRAIL RD	MMSS	Vehicle Traffic	MMSS	N/A	0.3
OBANNON RANCH RD	MMSS	Vehicle Traffic	MMSS	N/A	2.6
OLD CINCINNATI RD	MMSS	Vehicle Traffic	MMSS	N/A	1.3
OLD MIDWAY RD	MMSS	Vehicle Traffic	MMSS	N/A	1.2
OLD SIGN RD	MMSS	Vehicle Traffic	MMSS	N/A	1.1
OLD TRAM RD	MMSS	Vehicle Traffic	MMSS	N/A	0.8
OLDE OAKS DR	MMSS	Vehicle Traffic	MMSS	N/A	0.3
PAULA LANE	MMSS	Vehicle Traffic	MMSS	N/A	0.4
PETREE CEMETERY	MMSS	Vehicle Traffic	MMSS	N/A	0.1
PHIL WOOD RD	MMSS	Vehicle Traffic	MMSS	N/A	0.7
PIERCE RD	MMSS	Vehicle Traffic	MMSS	N/A	0.4
PINE GROVE CEMETERY	MMSS	Vehicle Traffic	MMSS	N/A	0.1
PINE PRAIRIE SCHOOL RD	MMSS	Vehicle Traffic	MMSS	N/A	0.4
PINECREST DR	MMSS	Vehicle Traffic	MMSS	N/A	1.3
PINEDALE RD.	MMSS	Vehicle Traffic	Good	Good	5.6
PINEDALE SUBDIVISION RD	MMSS	Vehicle Traffic	MMSS	N/A	0.4
PLUM RIDGE RD	MMSS	Vehicle Traffic	MMSS	N/A	0.1
RAINTREE ST	MMSS	Vehicle Traffic	MMSS	N/A	0.3
RED HILL RD	MMSS	Vehicle Traffic	MMSS	N/A	0.6
RIGBY LANE	MMSS	Vehicle Traffic	MMSS	N/A	0.4
ROARK RD	MMSS	Vehicle Traffic	MMSS	N/A	0.4
ROSENWALL RD	MMSS	Vehicle Traffic	MMSS	N/A	4.8
ROUND PRAIRIE RD	Poor	Oil Industry & Heavy truck use, vehicle traffic	Fair	N/A	8.3
RUSHING OAK CT	MMSS	Vehicle Traffic	MMSS	N/A	0.1
SANDRA ROGERS RD	MMSS	Vehicle Traffic	MMSS	N/A	0.1
SCOTT RD	MMSS	Vehicle Traffic	MMSS	N/A	1.1
SHADOW OAKS	MMSS	Vehicle Traffic	MMSS	N/A	0.1
SHAW LANE	MMSS	Vehicle Traffic	MMSS	N/A	0.1
SHILOH LANE	MMSS	Vehicle Traffic	MMSS	N/A	0.3
SHOTWELL ROAD	MMSS	Vehicle Traffic	N/A	N/A	0.2
SPRIGGS RD	MMSS	Vehicle Traffic	MMSS	N/A	0.3
SPRING CIRCLE DR	MMSS	Vehicle Traffic	MMSS	N/A	0.5
SPRING CIRCLE LOOP	MMSS	Vehicle Traffic	MMSS	N/A	0.7
SUTTERFIELD LN	MMSS	Vehicle Traffic	MMSS	N/A	0.2
THOMAS SPUR	MMSS	Vehicle Traffic	MMSS	N/A	0.4
TIMBER LANE	MMSS	Vehicle Traffic	MMSS	N/A	0.6

VICTORIA WAY	MMSS	Vehicle Traffic	MMSS	N/A	0.5
VILLA CIRCLE	MMSS	Vehicle Traffic	MMSS	N/A	0.1
VILLA LANE	MMSS	Vehicle Traffic	MMSS	N/A	0.1
VILLA WAY	MMSS	Vehicle Traffic	MMSS	N/A	0.1
WALKER LANE	MMSS	Vehicle Traffic	MMSS	N/A	0.8
WALLACE RD	MMSS	Vehicle Traffic	MMSS	N/A	1.2
WEST OAK DR	MMSS	Vehicle Traffic	MMSS	N/A	0.5
WHIPPOORWILL ST	MMSS	Vehicle Traffic	MMSS	N/A	0.6
WHITE OAK DR	MMSS	Vehicle Traffic	MMSS	N/A	0.3
WHITE TAIL LANE	MMSS	Vehicle Traffic	MMSS	N/A	0.1
WILDFLOWER ST	MMSS	Vehicle Traffic	MMSS	N/A	0.3
WILKERSON LANE	MMSS	Vehicle Traffic	MMSS	N/A	0.3
WILLOW OAKS CT	MMSS	Vehicle Traffic	MMSS	N/A	0.1
WILSON KITTRELL CEMETERY	MMSS	Vehicle Traffic	MMSS	N/A	0.2
WIRE RD	MMSS	Vehicle Traffic	MMSS	N/A	5.0
WOOD LODGE DR	MMSS	Vehicle Traffic	MMSS	N/A	0.8
WOODHAVEN DR	MMSS	Vehicle Traffic	MMSS	N/A	0.4
WOODLAND HILLS DR	MMSS	Vehicle Traffic	MMSS	N/A	1.0
WOODVIEW DR	MMSS	Vehicle Traffic	MMSS	N/A	0.4
YATES LANE	MMSS	Vehicle Traffic	MMSS	N/A	0.4
YOUNG RD	MMSS	Vehicle Traffic	MMSS	N/A	0.5

****Transportation Code / Title Roadways / Subtitle C County Roads & Bridges / Chapter 251 General County Authority relating to Roads & Bridges / Subchapter A / General Provisions / *SEC 251.008***
General Regulations for County Roads...a public road of any class must:

1. Be clear of all obstructions:
2. Have all stumps over six inches in diameter cut down to not more than six inches of the surface and rounded off; and
3. Have all stumps of six inches or less in diameter cut smooth with the ground.

Acts 1995, 74th leg., ch 165, sec 1, effective Sept. 1, 1995



EMAILED

JUL 17 2020

TO:

ANNUAL ROAD REPORT

State of Texas

County of Walker County

Road & Bridge Precinct 2

1. Condition of each road, culvert and bridge in the precinct:

All of the roads in the precinct meets state standards at this time.

2. Amount of money necessary for maintenance of the precinct roads during the next fiscal year:

1.5 million

3. Number of traffic control devices in the precinct defaced or torn down: 20

4. Any new road that should be opened in the precinct: Multiple roads in Timberwild and Texas Grand Ranch

5. Any bridges, culverts or other improvements necessary to place the precinct roads in good condition and the probable cost of the improvements:

We have one eight foot culvert that needs to be replaced on Hall Ranch Road and the approximate cost is \$25,000.00

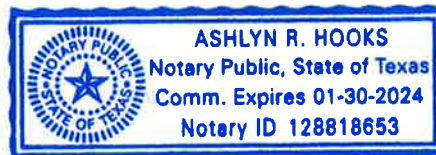
Submitted by the undersigned on this 17 day of July, 2020.

Commissioner, Precinct 2

Bruce A. Holt
Commissioner's Signature

Subscribed and sworn to, before me, the undersigned authority, this 17 day of July, 2020.

Ashlyn R. Hooks
Notary Public Signature



01-30-2024

My Commission Expires

Approved by Commissioners' Court (mm/dd/yyyy) _____.

Submitted to the Present Sitting Walker County, Texas Grand Jury (mm/dd/yyyy) _____.

List of County Roads by Name and/or Number	Road Condition (Good, Fair, Poor, MMSS)	Cause of Degredation	Culvert Condition (Good, Fair, Poor, MMSS)	Bridges Condition (Good, Fair, Poor, MMSS)	Length of Road In 10th Miles
AUTUMN WAY	MMSS	Vehicle Traffic	MMSS	N/A	1.0
BAKERS RD	MMSS	Vehicle Traffic	MMSS	N/A	0.4
BALL RD	Poor	Vehicle Traffic/Oil & Gas Damage	MMSS	N/A	1.5
BATH LANE	MMSS	Vehicle Traffic	MMSS	N/A	1.7
BIRDWELL	MMSS	Vehicle Traffic	MMSS	N/A	5.1
BLUEBONNET RD	MMSS	Vehicle Traffic	MMSS	N/A	0.3
BOOKER RD.	MMSS	Vehicle Traffic	MMSS	N/A	2.1
BOOKER SPUR	MMSS	Vehicle Traffic	MMSS	N/A	0.4
BOWDEN RD	Poor	Vehicle Traffic/Oil & Gas Damage	MMSS	N/A	5.3
BRANDING IRON RD	MMSS	Vehicle Traffic	MMSS	N/A	0.2
BRIAR MEADOW	MMSS	Vehicle Traffic	MMSS	N/A	1.0
BROOKS LANE	MMSS	Vehicle Traffic	MMSS	N/A	0.7
BUCKING BULL RD	MMSS	Vehicle Traffic	MMSS	N/A	0.3
BURNETT RD	Poor	Vehicle Traffic/Oil & Gas Damage	MMSS	N/A	1.1
CARTER RD	MMSS	Vehicle Traffic	MMSS	N/A	0.2
CHANDLERS WAY	MMSS	Vehicle Traffic	MMSS	N/A	1.2
CONNER RD	MMSS	Vehicle Traffic	MMSS	N/A	0.2
COPELAND RD	MMSS	Vehicle Traffic	MMSS	N/A	1.7
COTTON CREEK CEMETERY RD	Poor	Vehicle Traffic/Oil & Gas Damage	MMSS	N/A	0.8
CROOKS LANE Renamed 3/30/2020	MMSS	Vehicle Traffic	MMSS	N/A	0.2
DAHLIA RD	MMSS	Vehicle Traffic	MMSS	N/A	1.5
DARRELL WHITE RD	MMSS	Vehicle Traffic	MMSS	N/A	0.8
DAVIS RD	MMSS	Vehicle Traffic	MMSS	N/A	4.5
WINERY RD (RENAMED 4/22/19)	MMSS	Vehicle Traffic	MMSS	N/A	0.2
DEBORAH ST	MMSS	Vehicle Traffic	MMSS	N/A	0.2
DEERFIELD RD	MMSS	Vehicle Traffic	MMSS	N/A	0.7
DICKEY LOOP	MMSS	Vehicle Traffic	MMSS	N/A	2.7
DIDLAKE RD	MMSS	Vehicle Traffic	MMSS	N/A	1.7
DUKE RD	MMSS	Vehicle Traffic	MMSS	N/A	1.4
ENGLISH RD	MMSS	Vehicle Traffic	MMSS	N/A	0.3
EUBANKS RD	MMSS	Vehicle Traffic	MMSS	N/A	0.8
FARRIS CEMETERY RD	MMSS	Vehicle Traffic	MMSS	N/A	0.1
FIRE SKY RD	MMSS	Vehicle Traffic	MMSS	N/A	1.2
FRAZIER LANE	MMSS	Vehicle Traffic	MMSS	N/A	0.4
FS RD 208	MMSS	Vehicle Traffic	MMSS	N/A	5.1
FS RD 208B	MMSS	Vehicle Traffic	MMSS	N/A	1.1
GALLOWAY RD	MMSS	Vehicle Traffic	MMSS	N/A	0.2
GARVEY RD	MMSS	Vehicle Traffic	MMSS	N/A	0.5
GATLIN RD	MMSS	Vehicle Traffic	MMSS	N/A	0.4
GAZEBO ST	MMSS	Vehicle Traffic	MMSS	N/A	0.8
GIBBS HIGHTOWER RD	MMSS	Vehicle Traffic	MMSS	N/A	0.1

HALL RANCH RD	MMSS	Vehicle Traffic	MMSS	N/A	2.6
HEREFORD TRAIL	MMSS	Vehicle Traffic	MMSS	N/A	0.7
HICKORY LAKE DR	MMSS	Vehicle Traffic	MMSS	N/A	0.4
HILL RD	MMSS	Vehicle Traffic	MMSS	N/A	0.4
HOKE 1 RD	MMSS	Vehicle Traffic	MMSS	N/A	2.1
HOKE 2 RD	Poor	Vehicle Traffic/Oil & Gas Damage	MMSS	N/A	2.6
HOPEWELL CHURCH RD	MMSS	Vehicle Traffic	MMSS	N/A	0.2
HOPEWELL RD	MMSS	Vehicle Traffic	MMSS	N/A	6.9
HOUSTON HOKE	MMSS	Vehicle Traffic	MMSS	N/A	0.5
JAMMIE LEE DR. previously Crooks Ln.					
KATE BOLDEN RD	MMSS	Vehicle Traffic	MMSS	N/A	1.0
KENLE LANE	MMSS	Vehicle Traffic	MMSS	N/A	0.1
LEE CEMETERY RD	MMSS	Vehicle Traffic	MMSS	N/A	0.2
LEE HIGHTOWER RD	Poor	Oil Industry & heavy truck use/vehicle traffic	Fair	N/A	1.0
LESSA LANE	MMSS	Vehicle Traffic	MMSS	N/A	1.0
LINDA LANE	MMSS	Vehicle Traffic	MMSS	N/A	0.4
LOMA RD	MMSS	Vehicle Traffic	MMSS	N/A	6.7
LOMA SPUR	MMSS	Vehicle Traffic	MMSS	N/A	0.7
LOVE LOOP	MMSS	Vehicle Traffic	MMSS	N/A	1.2
LOVE LOOP SPUR	MMSS	Vehicle Traffic	MMSS	N/A	0.2
M WILLIAMS RD	MMSS	Vehicle Traffic	MMSS	N/A	0.4
MAIN AVE	MMSS	Vehicle Traffic	MMSS	N/A	0.5
MARTHA CHAPEL CEMETERY RD	MMSS	Vehicle Traffic	MMSS	N/A	0.3
MATHEW RD	MMSS	Vehicle Traffic	MMSS	N/A	0.4
MILLS LANE	MMSS	Vehicle Traffic	MMSS	N/A	0.1
MORGAN RD	MMSS	Vehicle Traffic	MMSS	N/A	3.1
MORGAN SPUR	MMSS	Vehicle Traffic	MMSS	N/A	1.6
MT ZION CHURCH RD	MMSS	Vehicle Traffic	MMSS	N/A	0.1
MULBERRY CIRCLE	MMSS	Vehicle Traffic	MMSS	N/A	0.1
MUSTANG CEM RD (GRIMES CO. RD)	MMSS	Vehicle Traffic	MMSS	N/A	0.1
MUTT YOUNG	MMSS	Vehicle Traffic	MMSS	N/A	1.2
MUTT YOUNG SPUR	MMSS	Vehicle Traffic	MMSS	N/A	0.4
NIXON RD	MMSS	Vehicle Traffic	MMSS	N/A	0.6
OAK CREEK	MMSS	Vehicle Traffic	MMSS	N/A	0.7
OAK LANE	MMSS	Vehicle Traffic	MMSS	N/A	0.1
OAK RIDGE	MMSS	Vehicle Traffic	MMSS	N/A	0.5
OBAYA LANE	MMSS	Vehicle Traffic	MMSS	N/A	0.3
OLD DIDLAKE RD	MMSS	Vehicle Traffic	MMSS	N/A	0.1
PAISANO LANE	MMSS	Vehicle Traffic	MMSS	N/A	0.5
PHILIO RD	MMSS	Vehicle Traffic	MMSS	N/A	0.3
PINE AVE	MMSS	Vehicle Traffic	MMSS	N/A	0.3
PINE BREEZE ST	MMSS	Vehicle Traffic	MMSS	N/A	0.4
PINEY POINT RD	MMSS	Vehicle Traffic	MMSS	N/A	0.9
POOL RD	Poor	Vehicle Traffic/Oil & Gas Damage	MMSS	N/A	6.1
PRESTON RD	Poor	Vehicle Traffic/Oil & Gas Damage	MMSS	N/A	3.0
RANCHVIEW DR	MMSS	Vehicle Traffic	MMSS	N/A	0.6
RED BIRD LANE	MMSS	Vehicle Traffic	MMSS	N/A	0.4

RED HAWK RD	MMSS	Vehicle Traffic	MMSS	N/A	0.4
RED OAK	MMSS	Vehicle Traffic	MMSS	N/A	0.2
REMINGTON RD	MMSS	Vehicle Traffic	MMSS	N/A	0.8
ROBERTS RD	MMSS	Vehicle Traffic	MMSS	N/A	3.0
ROBERTS SPUR	MMSS	Vehicle Traffic	MMSS	N/A	0.8
ROBINSON CREEK RD	MMSS	Vehicle Traffic	MMSS	N/A	2.6
RON WALKER LANE	MMSS	Vehicle Traffic	MMSS	N/A	0.5
ROSS MCBRIDE LANE	MMSS	Vehicle Traffic	MMSS	N/A	0.4
SANDHILL LANE	Poor	Oil Industry & heavy truck use/vehicle traffic	Fair	N/A	0.2
SCALES RANCH RD	MMSS	Vehicle Traffic	MMSS	N/A	7.0
SCATTERED OAKS DR	MMSS	Vehicle Traffic	MMSS	N/A	0.1
STAGECOACH CIRCLE	MMSS	Vehicle Traffic	MMSS	N/A	1.1
STANFIELD LANE	MMSS	Vehicle Traffic	MMSS	N/A	0.3
SUMMER PLACE	MMSS	Vehicle Traffic	MMSS	N/A	0.9
SUNDOG	MMSS	Vehicle Traffic	MMSS	N/A	0.6
T CARTER RD	MMSS	Vehicle Traffic	MMSS	N/A	0.2
TALL TIMBERS WAY	MMSS	Vehicle Traffic	MMSS	N/A	0.2
TANGLEWOOD DR	MMSS	Vehicle Traffic	MMSS	N/A	1.4
TEAMER RD	MMSS	Vehicle Traffic	MMSS	N/A	0.5
THURMAN DR	MMSS	Vehicle Traffic	MMSS	N/A	0.1
TIMBERWILDE DR	MMSS	Vehicle Traffic	MMSS	N/A	0.9
VERONICA LANE	MMSS	Vehicle Traffic	MMSS	N/A	0.4
WALKER LOOP	Poor	Vehicle Traffic/Oil & Gas Damage	MMSS	N/A	6.1
WESLEY GROVE ROAD EAST	MMSS	Vehicle Traffic	MMSS	N/A	0.8
WESLEY GROVE ROAD WEST	MMSS	Vehicle Traffic	MMSS	N/A	0.4
WESTWOOD DR	MMSS	Vehicle Traffic	MMSS	N/A	0.2
WILLEY RD	MMSS	Vehicle Traffic	MMSS	N/A	0.9
WILLIAMS RD	MMSS	Vehicle Traffic	MMSS	N/A	0.5
WILLIS WOODS RD	MMSS	Vehicle Traffic	MMSS	N/A	0.4
WILLOW CREEK	MMSS	Vehicle Traffic	MMSS	N/A	1.0
WINCHESTER RD	MMSS	Vehicle Traffic	MMSS	N/A	1.9
WIRE ROAD LOOP	MMSS	Vehicle Traffic	MMSS	N/A	1.2

****Transportation Code / Title Roadways / Subtitle C County Roads & Bridges / Chapter 251
General County Authority relating to Roads & Bridges / Subchapter A / General Provisions /
SEC 251.008 General Regulations for County Roads...a public road of any class must:**

1. Be clear of all obstructions:
2. Have all stumps over six inches in diameter cut down to not more than six inches of the surface and rounded off; and
3. Have all stumps of six inches or less in diameter cut smooth with the ground.

Acts 1995, 74th leg., ch 165, sec 1, effective Sept. 1, 1995



MINUTES for Walker County Commissioners Court
SPECIAL SESSION
Monday, March 30, 2020, 9:00 a.m.



CALL TO ORDER

Be it remembered, Commissioners Court of Walker County was called to order by County Judge, Danny Pierce at 9:00 a.m., in 278th Courtroom, 3rd Floor, 1100 University Avenue, Huntsville Texas.

County Judge
Precinct 1, Commissioner
Precinct 2, Commissioner
Precinct 3, Commissioner
Precinct 4, Commissioner

Danny Pierce
Danny Kuykendall
Ronnie White
Bill Dugette
Jimmy D. Henry

Present
Present
Present
Present
Present

County Judge, Danny Pierce stated a quorum was present. Deputy County Clerk, Maren Gladden, certified the notice of the meeting was given in accordance with Section 551.001 of the Texas Government Code.

GENERAL ITEMS

Prayer was led by Pastor, James Necker.
Pledge of Allegiance and Texas Pledge were performed.

CITIZENS INPUT

Mr. Jeff Bradley spoke to the Court regarding how the County is handling the crisis and the non-compliance with Covid-19 and social distancing with business in Walker County. Home Depot, Donut Shop, Tractor Supply and more that are not adhering to social distancing. I am only asking that all be held accountable equally. There are many business that are closed and adhering and others are not. He has also been in contact with the Governor's office regarding this. There are many citizens who are concerned and that are taking this seriously. I am asking for the County to enforce the laws that have been set forth.

Mrs. Madeline Loosier spoke as a concerned citizen who has also seen many inconsistencies among business here in Walker County. There are examples all over town that are not following CDC Guidelines nor paying attention to the Orders set by the County. As a small business owner and a leader of an organization she is doing what she has to do to protect those in the County even though she is feeling the strain of not being able to work.

Mr. David Moorman spoke and gave appreciation to the Court as we are all being mindful of what is happening in this County. We are trying to support those business locally as Restaurants to try to help out. We have changed how business is conducted with the Law Firm to be in compliance with guidelines. The concern is there are other businesses small and large that seem to not be trying to comply. There are many who are sacrificing right now. The Walker County Fair and many other activities in this community. It defeats the purpose to allow those who are not complying.

Mr. Alvin Martin spoke as the ones before, and how Walker County Title Company and Smither, Martin Law Firm have closed to the public where it is essential services only. Along with taking as much precaution as we can. The County has done a great job so far and we need to keep us all this way. He also reiterated that there are those business that are not following guidelines.

Walker County Judge Danny Pierce spoke and stated that it appears there are many who are compliant and it is something we need to address with those who are not following the guidelines.

CONSENT AGENDA

1. Receive Financial Information as of March 23, 2020, for the fiscal year ended September 30, 2020.

ACTION: Consent Agenda received by Court.

Auditor

9. Presentation and acceptance of Comprehensive Annual Financial Report (CAFR-External Audit Report) for the fiscal year ended September 30, 2019. Presented by Chris Pruitt, Patillo, Brown, & Hill, LLP. *Mr. Via Teleconference, Chris Pruitt presented the Financial Report to the Court and did a summary of each section.*

ACTION: Comprehensive Annual Financial Report for the year ended September 30, 2019, received by Court.

MOTION: Made by Commissioner Daugette to ACCEPT the Comprehensive Annual Financial Report (CAFR-External Audit Report) for the fiscal year ended September 30, 2019. Presented by Chris Pruitt, Patillo, Brown, & Hill, LLP.

SECOND: Made by Commissioner White.

VOTE: Motion carried unanimously.

7. Discuss and take action on approving claims and invoices for payment.
Patricia Allen via teleconference, presented information. \$ 211,853.40 and \$ 703,608.44

MOTION: Made by Commissioner Daugette to APPROVE claims and invoices for payment.

SECOND: Made by Commissioner Kuykendall.

VOTE: Motion carried unanimously.

8. Discuss and take action on approving Order 2020-43 amending the budget for the fiscal year ending September 30, 2020.
Patricia Allen via teleconference presented information.

MOTION: Made by Commissioner Henry to APPROVE Order 2020-43.

SECOND: Made by Commissioner White.

VOTE: Motion carried unanimously.

DEPARTMENT REPORTS

2. Receive District Clerk Report for February 2020.

ACTION: Department Reports received by Court.

STATUTORY AGENDA

Emergency Management

3. Discuss and take action on Walker County Disaster Declaration Extension issued March 23, 2020.
Butch Davis presented information. Current statistics as of 12:45 p.m.; Texas – total tests 25,483; cases reported positive 2,552; total deaths 34 we have 118 out of 254 counties involved. Locally, Walker County has spent \$ 18,361.00. The City of Huntsville has spent \$ 8,825.00. The economic injury to Walker County at this time is \$ 877,422.22 with nineteen (19) businesses closed and thirty (30) unemployed personnel reported to OEM.

MOTION: Made by Commissioner White to APPROVE Walker County Disaster Declaration Extension issued March 23, 2020, until next Commissioner Court meeting.

SECOND: Made by Commissioner Kuykendall.

VOTE: Motion carried unanimously.

4. Discuss and take action amending Commissioners' Court Order dates April 14, 1997, establishing Emergency Management Department, amending the penalties to align with state law.
Butch Davis presented information. Need to be able to make our plan match State codes. Clarification from Assistant District Attorney that the maximum fine is \$1,000 and could carry a penalty of up to 180 days in jail. There is no requirement that if someone is charged with violation the order, this is just the maximum that can be imposed.

MOTION: Made by Commissioner Kuykendall to APPROVE amending Commissioners' Court Order dates April 14, 1997, establishing Emergency Management Department, amending the penalties to align with state law.

SECOND: Made by Commissioner White.

VOTE: Motion carried unanimously.

5. Discuss and take action on paying overtime for Deputy Emergency Management Coordinator during COVID-19 pandemic.
Butch Davis presented information.

MOTION: Made by Commissioner White to APPROVE paying overtime for Deputy Emergency Management Coordinator during COVID-19 pandemic.

SECOND: Made by Commissioner Henry.

VOTE: Motion carried unanimously.

Purchasing

6. Discuss and take action to amend item list in procurement card policies for unauthorized use of a credit card.
Judge Pierce presented information. Auditor, Patricia Allen via teleconference, spoke about the changes in the procurement card policy with the Purchasing Agents approval a card holder will be able to purchase items. This is faster than the current process.

MOTION: Made by Commissioner White to APPROVE amend item list in procurement card policies for unauthorized use of a credit card.
SECOND: Made by Commissioner Kuykendall.
VOTE: Motion carried unanimously.

Planning and Development

10. Discuss and take action on proposed road name change for Crooks Lane - Pct. 2.
Andy Isbell presented information.

MOTION: Made by Commissioner White to APPROVE proposed road name change for Crooks Lane to Jimielee Drive.
SECOND: Made by Commissioner Daugette.
VOTE: Motion carried unanimously.

Commissioners Court

11. Receive employee injury report.
Judge Pierce presented report.

ACTION: Report received by Court.

Assistant District Attorney, Quinten Russell stated that at this time the Court can do away with Special Sessions through June 2020 due to the Regular Sessions are set at the same time you would pay payroll. If a Special Session is necessary it can still be called, however, there is not a need to meet each week through June. Also, there are certain Agenda Items we should delay at this time in light of safety of the public having to be in meetings. The District Attorney's office is available for any questions or assistance.

ADJOURN

ACTION: County Judge Danny Pierce adjourned the meeting at 9:51 a.m.

I, Kari A. French, County Clerk of Walker County, Texas, do hereby certify that these Commissioners Court Minutes are a true and correct record of the proceedings from the Meeting on, March 30, 2020

Kari A. French
Walker County Clerk, Kari A. French

Danny Pierce
Walker County Judge, Danny Pierce

Date Minutes Approved by Commissioners Court

FILED FOR RECORD
At 9:05 o'clock AM

APR 13 2020

KARI FRENCH, COUNTY CLERK
WALKER COUNTY, TEXAS
By K. French Deputy





ANNUAL ROAD REPORT

State of Texas

County of Walker County

Road & Bridge Precinct 3

1. Condition of each road, culvert and bridge in the precinct:

ROADS MEET MINIMUM STATE STANDARDS; BRIDGES & CULVERTS RANGE FROM NEW TO POOR;

2. Amount of money necessary for maintenance of the precinct roads during the next fiscal year:

\$500,000

3. Number of traffic control devices in the precinct defaced or torn down:

400

4. Any new road that should be opened in the precinct:

None

5. Any bridges, culverts or other improvements necessary to place the precinct roads in good condition and the probable cost of the improvements:

REPLACE HIGHLANDS DR BRIDGE - \$1,000,000; REBUILD NUMEROUS ROADS TO "Good" CONDITION \$10,000,000 +/-; CULVERTS REPLACED \$100,000


Submitted by the undersigned on this 30 day of July, 2020.

Commissioner, Precinct 3

[Signature]
Commissioner's Signature

Subscribed and sworn to, before me, the undersigned authority, this 30 day of July, 2020.

Elizabeth Jan
Notary Public Signature



May 11, 2024
My Commission Expires

Approved by Commissioners' Court (mm/dd/yyyy) _____

Submitted to the Present Sitting Walker County, Texas Grand Jury (mm/dd/yyyy) _____

List of County Roads by Name and/or Number	Road Condition (Good, Fair, Poor, MMSS)	Cause of Degredation	Culvert Condition (Good, Fair, Poor, MMSS)	Bridges Condition (Good, Fair, Poor, MMSS)	Length of Road In 10th Miles
Acorn Hill	MMSS	Vehicle Traffic	Good	N/A	1.2
Amber	MMSS	Vehicle Traffic	MMSS	N/A	0.3
Angus Ranch	MMSS	Vehicle Traffic	Good	N/A	0.6
AR Kirk	MMSS	Vehicle Traffic	MMSS	N/A	0.2
Arizona	MMSS	Vehicle Traffic	MMSS	N/A	2.3
Arnell Kelly	MMSS	Vehicle Traffic	MMSS	N/A	0.4
Barbara	MMSS	Vehicle Traffic	MMSS	N/A	0.3
Barre	MMSS	Vehicle Traffic	MMSS	N/A	0.3
Bear Creek	MMSS	Vehicle Traffic	MMSS	Poor	1.9
Bird Farm	MMSS	Vehicle Traffic	Good	N/A	0.6
Bluebird	MMSS	Vehicle Traffic	MMSS	N/A	0.3
Blythe Ranch	MMSS	Vehicle Traffic	MMSS	N/A	0.9
Bo Brown	MMSS	Vehicle Traffic	MMSS	N/A	2.2
Boone Loop	MMSS	Vehicle Traffic	MMSS	N/A	0.1
Brandon	MMSS	Vehicle Traffic	MMSS	N/A	0.3
Brazil Blvd	MMSS	Vehicle Traffic	MMSS	N/A	0.9
Briana Way	MMSS	Vehicle Traffic	MMSS	N/A	0.1
Broad Leaf	MMSS	Vehicle Traffic	MMSS	N/A	0.1
Brown	MMSS	Vehicle Traffic	MMSS	N/A	0.4
Brumley	MMSS	Vehicle Traffic	MMSS	N/A	0.5
Bud	MMSS	Vehicle Traffic	MMSS	N/A	0.7
Bullard	MMSS	Vehicle Traffic	MMSS	N/A	0.3
Calvary	MMSS	Vehicle Traffic	MMSS	N/A	0.4
Canal	MMSS	Vehicle Traffic	MMSS	N/A	0.6
Caney Creek Dr.	MMSS	Vehicle Traffic	MMSS	N/A	0.4
Caney Court	MMSS	Vehicle Traffic	MMSS	N/A	0.1
Carolyn	MMSS	Vehicle Traffic	MMSS	N/A	0.3
Catfish	MMSS	Vehicle Traffic	MMSS	N/A	0.2
Cedar Hill	MMSS	Vehicle Traffic	MMSS	N/A	1.3
Cemetery Spur	MMSS	Vehicle Traffic	MMSS	N/A	0.2
Chalk Cemetery	MMSS	Vehicle Traffic	MMSS	N/A	5.0
Chandler	MMSS	Vehicle Traffic	MMSS	N/A	1.0
Charlotte	MMSS	Vehicle Traffic	MMSS	N/A	0.5
Cliff Swallows	MMSS	Vehicle Traffic	MMSS	N/A	0.3
Creek Point	MMSS	Vehicle Traffic	MMSS	N/A	0.3
Creek Site Court	MMSS	Vehicle Traffic	MMSS	N/A	0.4
Dallas Young	MMSS	Vehicle Traffic	MMSS	N/A	0.3
Daniels	MMSS	Vehicle Traffic	MMSS	N/A	0.3
Davis Hall	MMSS	Vehicle Traffic	MMSS	N/A	0.1
Dean Cemetery	MMSS	Vehicle Traffic	N/A	N/A	0.1
Delaware	MMSS	Vehicle Traffic	MMSS	N/A	0.2
Dodge Oakhurst	Poor	Vehicle Traffic/Oil&Gas Damage	MMSS	Good	3.8
Doe Run Dr	MMSS	Vehicle Traffic	MMSS	N/A	0.3
Dogwood Ln	MMSS	Vehicle Traffic	MMSS	N/A	1.8
Dorothy	MMSS	Vehicle Traffic	MMSS	N/A	0.2
Duck Haven Ct	MMSS	Vehicle Traffic	MMSS	N/A	0.0
East Walnut Lake Dr.	MMSS	Vehicle Traffic	MMSS	N/A	0.3
Echo	MMSS	Vehicle Traffic	Good	N/A	1.1
Ed Kelly	MMSS	Vehicle Traffic	MMSS	N/A	0.1
Ellis Spring	MMSS	Vehicle Traffic	MMSS	N/A	1.2
Ellisor	MMSS	Vehicle Traffic	MMSS	N/A	0.7
Emery Oak Way	MMSS	Vehicle Traffic	MMSS	N/A	0.2
Emily	MMSS	Vehicle Traffic	MMSS	N/A	0.1
Erin	MMSS	Vehicle Traffic	MMSS	N/A	0.5
Ernst	MMSS	Vehicle Traffic	MMSS	N/A	0.2

Fairchild	MMSS	Vehicle Traffic	MMSS	N/A	0.1
Falls View Court	MMSS	Vehicle Traffic	MMSS	N/A	0.1
Farris	MMSS	Vehicle Traffic	MMSS	N/A	0.2
Finch Circle	MMSS	Vehicle Traffic	MMSS	N/A	0.2
Finch Lane	MMSS	Vehicle Traffic	MMSS	N/A	0.2
Fishermans Trail	MMSS	Vehicle Traffic	MMSS	N/A	1.6
Forest Creek	MMSS	Vehicle Traffic	MMSS	N/A	0.5
Frank Cloud	MMSS	Vehicle Traffic	MMSS	N/A	1.9
Gerome	MMSS	Vehicle Traffic	MMSS	N/A	0.3
Gillaspie	MMSS	Vehicle Traffic	MMSS	N/A	0.1
Golden Oaks	MMSS	Vehicle Traffic	MMSS	N/A	0.4
Gospel Hill	MMSS	Vehicle Traffic	MMSS	N/A	0.4
Gospel Hill Cemetery	MMSS	Vehicle Traffic	MMSS	N/A	0.1
Grant Colony Cemetery	MMSS	Vehicle Traffic	MMSS	N/A	1.7
Grapevine Circle	MMSS	Vehicle Traffic	Good	N/A	0.1
Green Haven Dr	MMSS	Vehicle Traffic	MMSS	N/A	0.1
Haas	MMSS	Vehicle Traffic	MMSS	N/A	0.7
Hackney	MMSS	Vehicle Traffic	MMSS	N/A	0.6
Hank Benge	MMSS	Vehicle Traffic	MMSS	N/A	0.4
Harmon Creek	MMSS	Vehicle Traffic	MMSS	N/A	0.4
Harold Circle	MMSS	Vehicle Traffic	MMSS	N/A	0.4
Highland Circle	MMSS	Vehicle Traffic	MMSS	N/A	0.1
Highland Drive	MMSS	Vehicle Traffic	MMSS	MMSS	1.3
Highland lane	MMSS	Vehicle Traffic	MMSS	N/A	0.1
Hilltop lane	MMSS	Vehicle Traffic	MMSS	N/A	1.0
Hilltop View	MMSS	Vehicle Traffic	MMSS	N/A	0.1
Horseshoe Lake	MMSS	Vehicle Traffic	MMSS	N/A	0.9
Hoyt	MMSS	Vehicle Traffic	MMSS	N/A	0.2
Hummingbird	MMSS	Vehicle Traffic	MMSS	N/A	0.1
Ida Olivia	MMSS	Vehicle Traffic	MMSS	N/A	0.2
Jackson	MMSS	Vehicle Traffic	N/A	N/A	0.6
Jameson	MMSS	Vehicle Traffic	MMSS	N/A	1.2
JD Pyle	MMSS	Vehicle Traffic	MMSS	N/A	0.2
Jeffrey	MMSS	Vehicle Traffic	MMSS	N/A	0.2
Jenkins Spur	MMSS	Vehicle Traffic	MMSS	N/A	0.2
JH Massey	MMSS	Vehicle Traffic	MMSS	N/A	0.4
Jim Benson	MMSS	Vehicle Traffic	MMSS	N/A	0.2
Joe Novak	MMSS	Vehicle Traffic	MMSS	N/A	0.8
John And Doris	MMSS	Vehicle Traffic	MMSS	N/A	0.3
Johnson	MMSS	Vehicle Traffic	MMSS	N/A	0.5
Julia Justice	MMSS	Vehicle Traffic	MMSS	N/A	0.9
Julie Beth	MMSS	Vehicle Traffic	MMSS	N/A	0.1
Kathryn	MMSS	Vehicle Traffic	MMSS	N/A	0.5
Kelly	MMSS	Vehicle Traffic	MMSS	N/A	0.5
Kickapoo	MMSS	Vehicle Traffic	MMSS	N/A	0.7
Kings Point	MMSS	Vehicle Traffic	MMSS	N/A	0.7
Knapp	MMSS	Vehicle Traffic	MMSS	N/A	0.3
Knox Circle	MMSS	Vehicle Traffic	MMSS	N/A	0.8
Koehl	MMSS	Vehicle Traffic	MMSS	N/A	0.5
Koonce	MMSS	Vehicle Traffic	Good	N/A	1.5
Lake View Circle	MMSS	Vehicle Traffic	MMSS	N/A	0.1
Lake View Court	MMSS	Vehicle Traffic	MMSS	N/A	0.3
Lake View Drive	MMSS	Vehicle Traffic	MMSS	N/A	0.8
Lake View Trail	MMSS	Vehicle Traffic	MMSS	N/A	0.1
Lake Wood Circle	MMSS	Vehicle Traffic	MMSS	N/A	0.3
Landis Lake	MMSS	Vehicle Traffic	MMSS	N/A	0.3
Laurel Oak Ct	MMSS	Vehicle Traffic	MMSS	N/A	0.0
Lawrence	MMSS	Vehicle Traffic	MMSS	N/A	0.2
Lazy Bend	MMSS	Vehicle Traffic	MMSS	N/A	0.4

Lee Wood	MMSS	Vehicle Traffic	MMSS	N/A	0.7
Louellen	MMSS	Vehicle Traffic	MMSS	N/A	0.2
Louis Grant	MMSS	Vehicle Traffic	MMSS	N/A	0.3
Lowery	MMSS	Vehicle Traffic	MMSS	N/A	0.4
Lula	MMSS	Vehicle Traffic	MMSS	N/A	0.2
Lynell	MMSS	Vehicle Traffic	MMSS	N/A	0.4
Lynn Lane	MMSS	Vehicle Traffic	MMSS	N/A	0.1
Mann	MMSS	Vehicle Traffic	MMSS	N/A	2.3
Marina Point	MMSS	Vehicle Traffic	MMSS	N/A	0.2
Martha Lane	MMSS	Vehicle Traffic	MMSS	N/A	0.3
McCorryDr	MMSS	Vehicle Traffic	MMSS	N/A	0.4
McDevitt Ln	MMSS	Vehicle Traffic	MMSS	N/A	0.3
McGilberry Rd	MMSS	Vehicle Traffic	MMSS	N/A	0.4
McMillian Rd	POOR	Vehicle Traffic/Oil&Gas Damage	MMSS	N/A	0.7
McMillian/McKaskel	MMSS	Vehicle Traffic	MMSS	N/A	0.1
Merlin	MMSS	Vehicle Traffic	MMSS	N/A	0.2
Michael	MMSS	Vehicle Traffic	MMSS	N/A	0.5
Mock	MMSS	Vehicle Traffic	MMSS	N/A	0.2
Mohawk Spur	MMSS	Vehicle Traffic	MMSS	N/A	0.1
Morris	MMSS	Vehicle Traffic	MMSS	N/A	1.5
Mosley	MMSS	Vehicle Traffic	MMSS	N/A	0.4
Newport Village	MMSS	Vehicle Traffic	MMSS	N/A	1.2
North Fork lane	MMSS	Vehicle Traffic	MMSS	N/A	0.5
North Kamper Dr.	MMSS	Vehicle Traffic	MMSS	N/A	0.1
Oak Bend	MMSS	Vehicle Traffic	MMSS	MMSS	0.5
Oak Hill	MMSS	Vehicle Traffic	MMSS	N/A	0.9
Oates Brothers	MMSS	Vehicle Traffic	MMSS	N/A	1.2
O'Bannon	POOR	Vehicle Traffic/Oil&Gas Damage	MMSS	MMSS	1.6
Old Chapel	MMSS	Vehicle Traffic	MMSS	N/A	2.8
Old Colony	MMSS	Vehicle Traffic	MMSS	N/A	0.8
Old Johnson Farm	MMSS	Vehicle Traffic	MMSS	N/A	1.3
Old Staley	MMSS	Vehicle Traffic	MMSS	N/A	0.2
Palmer	MMSS	Vehicle Traffic	MMSS	N/A	0.1
Park lane	MMSS	Vehicle Traffic	MMSS	N/A	0.3
Parker Creek	MMSS	Vehicle Traffic	MMSS	N/A	0.6
Pat Henry Cemetery	MMSS	Vehicle Traffic	MMSS	N/A	0.3
Pat Kelly Rd	MMSS	Vehicle Traffic	MMSS	N/A	0.1
Paul Bruno	MMSS	Vehicle Traffic	MMSS	N/A	0.2
Paul Dixon	MMSS	Vehicle Traffic	MMSS	MMSS	3.4
Peavy	MMSS	Vehicle Traffic	MMSS	N/A	0.2
Percy Howard	MMSS	Vehicle Traffic	MMSS	N/A	1.4
Pine Circle	MMSS	Vehicle Traffic	MMSS	N/A	0.1
Pine Knot Square	MMSS	Vehicle Traffic	MMSS	N/A	0.5
Piney Woods	POOR	Vehicle Traffic/Oil&Gas Damage	MMSS	N/A	3.0
Plantation	MMSS	Vehicle Traffic	MMSS	Poor	2.3
Powell	MMSS	Vehicle Traffic	MMSS	N/A	0.8
Purple Martin	MMSS	Vehicle Traffic	MMSS	N/A	0.2
Randall	MMSS	Vehicle Traffic	MMSS	N/A	0.3
Raven Wood	MMSS	Vehicle Traffic	MMSS	N/A	0.6
Red Deer Way	MMSS	Vehicle Traffic	MMSS	N/A	0.1
Ridge Run	MMSS	Vehicle Traffic	MMSS	N/A	0.1
Ripple Creek	MMSS	Vehicle Traffic	MMSS	N/A	0.5
Riverside Ln	MMSS	Vehicle Traffic	MMSS	N/A	0.6
Roark	MMSS	Vehicle Traffic	MMSS	N/A	0.2
Roberts Lane	MMSS	Vehicle Traffic	MMSS	N/A	0.2
Robin	MMSS	Vehicle Traffic	MMSS	N/A	0.1
Robinson Rd	MMSS	Vehicle Traffic	MMSS	N/A	1.0
Robinson Spur	MMSS	Vehicle Traffic	MMSS	N/A	0.1
Roundabout	MMSS	Vehicle Traffic	MMSS	N/A	0.7

Roundabout Lane	MMSS	Vehicle Traffic	MMSS	N/A	0.8
Roy Webb	MMSS	Vehicle Traffic	MMSS	N/A	3.8
Sandra	MMSS	Vehicle Traffic	MMSS	N/A	0.2
Schultz	MMSS	Vehicle Traffic	MMSS	N/A	0.4
Shady Oaks	MMSS	Vehicle Traffic	MMSS	N/A	0.1
Shannon	MMSS	Vehicle Traffic	MMSS	N/A	0.2
Shenandoah	MMSS	Vehicle Traffic	MMSS	N/A	0.2
Shepard	MMSS	Vehicle Traffic	MMSS	N/A	0.2
South Kamper Dr	MMSS	Vehicle Traffic	MMSS	N/A	0.1
South lake Dr	MMSS	Vehicle Traffic	N/A	N/A	0.2
South Walnut Dr.	MMSS	Vehicle Traffic	MMSS	N/A	0.2
Spring	MMSS	Vehicle Traffic	MMSS	N/A	0.1
Spring Creek Circle	MMSS	Vehicle Traffic	MMSS	N/A	0.4
Spur lane	MMSS	Vehicle Traffic	MMSS	N/A	0.1
St. Marys	MMSS	Vehicle Traffic	N/A	N/A	0.6
St. Olive Cemetery	MMSS	Vehicle Traffic	MMSS	N/A	0.2
Stallings	MMSS	Vehicle Traffic	MMSS	N/A	0.2
Sterling Chapel	MMSS	Vehicle Traffic	MMSS	MMSS	2.0
Sugar Hill	MMSS	Vehicle Traffic	MMSS	N/A	0.9
Sunrise loop	MMSS	Vehicle Traffic	MMSS	N/A	0.7
Tall Timbers	MMSS	Vehicle Traffic	MMSS	N/A	0.3
Tejas	MMSS	Vehicle Traffic	MMSS	N/A	0.8
Thomas lake	MMSS	Vehicle Traffic	MMSS	N/A	1.3
Thompson	MMSS	Vehicle Traffic	MMSS	N/A	1.3
Timberline Circle	MMSS	Vehicle Traffic	MMSS	N/A	0.3
Trail Ridge	MMSS	Vehicle Traffic	MMSS	N/A	0.5
Turner Rd	MMSS	Vehicle Traffic	MMSS	N/A	0.4
Twin Creek	MMSS	Vehicle Traffic	Good	N/A	0.8
Utley	MMSS	Vehicle Traffic	MMSS	MMSS	1.4
Valley	MMSS	Vehicle Traffic	MMSS	N/A	1.0
Valley View Court	MMSS	Vehicle Traffic	MMSS	N/A	0.1
Walnut Bend	MMSS	Vehicle Traffic	MMSS	N/A	0.1
Walnut Court	MMSS	Vehicle Traffic	MMSS	N/A	0.2
Walnut Cove	MMSS	Vehicle Traffic	MMSS	N/A	0.1
Walnut Ridge Dr	MMSS	Vehicle Traffic	MMSS	N/A	0.1
Water Tower	MMSS	Vehicle Traffic	MMSS	N/A	0.1
Werner Cemetery Rd	MMSS	Vehicle Traffic	N/A	N/A	0.3
West Walnut Lake Or	MMSS	Vehicle Traffic	MMSS	N/A	0.3
Whatley Ln	MMSS	Vehicle Traffic	MMSS	N/A	0.5
Whispering Pine	MMSS	Vehicle Traffic	MMSS	N/A	0.4
White	MMSS	Vehicle Traffic	MMSS	N/A	0.4
Wickham	MMSS	Vehicle Traffic	MMSS	N/A	0.3
William Thomas	MMSS	Vehicle Traffic	MMSS	N/A	2.1
Wimberly	MMSS	Vehicle Traffic	MMSS	N/A	0.5
Winding Ridge	MMSS	Vehicle Traffic	MMSS	N/A	0.3
Windy Oaks	MMSS	Vehicle Traffic	MMSS	N/A	0.4
Wood	MMSS	Vehicle Traffic	MMSS	N/A	0.5
Wood Farm	POOR	Vehicle Traffic/Oil&Gas Damage	MMSS	Good	6.2
Wood Farm Estate	MMSS	Vehicle Traffic	MMSS	N/A	0.9
Wood Ridge	MMSS	Vehicle Traffic	MMSS	N/A	0.2
Woodland	MMSS	Vehicle Traffic	MMSS	N/A	0.8
Wynne	MMSS	Vehicle Traffic	MMSS	N/A	1.0
Yolanda	MMSS	Vehicle Traffic	MMSS	N/A	0.2

**Transportation Code / Title Roadways / Subtitle C County Roads & Bridges / Chapter 251 General County Authority relating to Roads & Bridges / Subchapter A / General Provisions / SEC 251.008 General Regulations for County Roads, a public road of any class must:

1. Be clear of all obstructions:
2. Have all stumps over six inches in diameter cut down to not more than six inches of the surface and rounded off; and
3. Have all stumps of six inches or less in diameter cut smooth with the ground.



ANNUAL ROAD REPORT

State of Texas

County of Walker County

Road & Bridge Precinct 4

1. Condition of each road, culvert and bridge in the precinct:

All culverts and roads meet minimum state standards. In the year 2021 Boswell Creek Bridge should be replaced. TxDOT will be doing this through a grant to the County.

2. Amount of money necessary for maintenance of the precinct roads during the next fiscal year:

\$3,000,000.00

3. Number of traffic control devices in the precinct defaced or torn down: 12

4. Any new road that should be opened in the precinct: None

5. Any bridges, culverts or other improvements necessary to place the precinct roads in good condition and the probable cost of the improvements:

Stubblefield Lake Road Bridge should be replaced this year or in 2021. Cost unknown. Bridge is owned by Forest Service.

Submitted by the undersigned on this 30 day of August, 2020.

Commissioner, Precinct 4

Jimmy D. Henry
Commissioner's Signature

Subscribed and sworn to, before me, the undersigned authority, this 30 day of August July, 2020.

[Signature]
Notary Public Signature



10/29/2023

My Commission Expires

Approved by Commissioners' Court (mm/dd/yyyy) _____

Submitted to the Present Sitting Walker County, Texas Grand Jury (mm/dd/yyyy) _____

List of County Roads by Name and/or Number	Road Condition (Good, Fair, Poor, MMSS)	Cause of Degredation	Culvert Condition (Good, Fair, Poor, MMSS)	Bridges Condition (Good, Fair, Poor, MMSS)	Length of Road In 10th Miles
ABBEY RD	MMSS	Vehicle Traffic	MMSS	N/A	0.3
ALPHA OMEGA RD	MMSS	Vehicle Traffic	MMSS	N/A	0.3
BAKERS LANE	MMSS	Vehicle Traffic	MMSS	N/A	0.6
BALLEW RD	MMSS	Vehicle Traffic	MMSS	N/A	0.5
BATH RD	MMSS	Vehicle Traffic	MMSS	N/A	0.9
BELINOWSKI RD	MMSS	Vehicle Traffic	MMSS	N/A	0.5
BLACK JACK CEMETERY RD	MMSS	Vehicle Traffic	MMSS	N/A	0.3
BLACK JACK RD	MMSS	Vehicle Traffic	MMSS	N/A	2.2
BOB HARDY RANCH RD	MMSS	Vehicle Traffic	MMSS	N/A	0.3
BOOKER LANE	MMSS	Vehicle Traffic	MMSS	N/A	0.1
BRANDENBURG LANE	MMSS	Vehicle Traffic	MMSS	N/A	0.2
BRICK MAN DR	MMSS	Vehicle Traffic	MMSS	N/A	0.2
BRYANT RD	MMSS	Vehicle Traffic	MMSS	N/A	0.3
BUCKNER RD	MMSS	Vehicle Traffic	MMSS	N/A	0.9
BUCKTHORN ACRES DR	MMSS	Vehicle Traffic	MMSS	N/A	1.3
CARDINAL ST	MMSS	Vehicle Traffic	MMSS	N/A	0.1
CARRNAZA LOOP	MMSS	Vehicle Traffic	MMSS	N/A	0.5
CATALINA RD	MMSS	Vehicle Traffic	MMSS	N/A	0.1
CHAMPION WOOD YARD RD	MMSS	Vehicle Traffic	MMSS	N/A	0.4
CHERRY RD	MMSS	Vehicle Traffic	MMSS	N/A	0.4
CLEVELAND CEMETERY RD	MMSS	Vehicle Traffic	MMSS	N/A	1.6
COLONY RD	MMSS	Vehicle Traffic	MMSS	N/A	0.1
COTTON RD	MMSS	Vehicle Traffic	MMSS	N/A	1.3
DANA DR	MMSS	Vehicle Traffic	MMSS	N/A	1.2
DAVIS LANE	MMSS	Vehicle Traffic	MMSS	N/A	0.1
DEER TRACK PARK LANE	MMSS	Vehicle Traffic	MMSS	N/A	0.3
DIPPING VAT RD	MMSS	Vehicle Traffic	MMSS	MMSS	0.7
DOGWOOD DR	MMSS	Vehicle Traffic	MMSS	N/A	0.3
DORRELL RD	MMSS	Vehicle Traffic	MMSS	MMSS	2.6
DOVE ST	MMSS	Vehicle Traffic	MMSS	N/A	0.1
EAST FORK DRIVE	MMSS	Vehicle Traffic	MMSS	N/A	0.6
EAST LAKE RD	MMSS	Vehicle Traffic	MMSS	N/A	0.6
ELKINS RD	MMSS	Vehicle Traffic	MMSS	N/A	0.2
ELMINA RD	MMSS	Vehicle Traffic	MMSS	N/A	0.7
EMERALD LANE	MMSS	Vehicle Traffic	MMSS	N/A	0.4
EUCALYPTUS RD	MMSS	Vehicle Traffic	MMSS	N/A	0.2
EVELYN LANE	MMSS	Vehicle Traffic	MMSS	N/A	2.0
FALK RD	MMSS	Vehicle Traffic	MMSS	N/A	0.8
FAMILY LANE	MMSS	Vehicle Traffic	MMSS	N/A	0.3
FOUR NOTCH RD	MMSS	Logging Traffic	MMSS	MMSS	8.8
FS RD 206	MMSS	Vehicle Traffic	MMSS	MMSS	2.0
FS RD 206	MMSS	Vehicle Traffic	MMSS	N/A	2.3
FS RD 207	MMSS	Vehicle Traffic	MMSS	N/A	2.3
FS RD 207	MMSS	Vehicle Traffic	MMSS	N/A	4.3
FS RD 214	MMSS	Vehicle Traffic	MMSS	N/A	2.7
FS RD 215	MMSS	Vehicle Traffic	MMSS	N/A	1.7
FS RD 222	MMSS	Vehicle Traffic	MMSS	N/A	0.5
FS RD 222	MMSS	Vehicle Traffic	MMSS	N/A	1.0
FS RD 246	MMSS	Vehicle Traffic	MMSS	N/A	0.8
GARDNER RD	MMSS	Vehicle Traffic	MMSS	N/A	0.2
GILFORD RD	MMSS	Vehicle Traffic	MMSS	N/A	0.8
GILLEY RD	MMSS	Vehicle Traffic	MMSS	N/A	0.7
GOFFNEY RD	MMSS	Vehicle Traffic	MMSS	N/A	0.2
GOURD CREEK CEMETERY RD	MMSS	Vehicle Traffic	MMSS	MMSS	1.4
GOURD CREEK DR	MMSS	Vehicle Traffic	MMSS	N/A	0.9
GRAHAM RD	MMSS	Vehicle Traffic	MMSS	N/A	0.6
GREGORY LANE	MMSS	Vehicle Traffic	MMSS	N/A	0.7
GUS RANDEL RD	MMSS	Vehicle Traffic	MMSS	N/A	0.8

HARDING RD	MMSS	Vehicle Traffic	MMSS	N/A	0.3
HARDING ST	MMSS	Vehicle Traffic	MMSS	N/A	0.4
HARDY BOTTOM RD	MMSS	Vehicle Traffic	MMSS	MMSS	5.2
HARDY GIN RD	MMSS	Vehicle Traffic	MMSS	N/A	0.1
HAWTHORNE RD	MMSS	Vehicle Traffic	MMSS	N/A	4.8
HAWTHORNE ST	MMSS	Vehicle Traffic	MMSS	N/A	0.2
HICKORY LANE	MMSS	Vehicle Traffic	MMSS	N/A	0.7
HIDDEN MANNA	MMSS	Vehicle Traffic	MMSS	N/A	0.2
HILLTOP DR	MMSS	Vehicle Traffic	MMSS	N/A	0.2
HOOT OWL RD	MMSS	Vehicle Traffic	MMSS	N/A	0.2
HOSTETTER RD	MMSS	Vehicle Traffic	MMSS	MMSS	3.1
HUGHES RD	MMSS	Vehicle Traffic	MMSS	N/A	0.4
HYMAN RD	MMSS	Vehicle Traffic	MMSS	N/A	0.4
J D EDWARDS	MMSS	Vehicle Traffic	MMSS	N/A	0.5
JAMES RD	MMSS	Vehicle Traffic	MMSS	N/A	0.1
JONES RD	MMSS	Vehicle Traffic	MMSS	N/A	4.5
JOYNER RD	MMSS	Vehicle Traffic	MMSS	N/A	1.3
KALYN RD	MMSS	Vehicle Traffic	MMSS	N/A	0.9
KELLY LANE	MMSS	Vehicle Traffic	MMSS	N/A	0.4
KIRBY ST	MMSS	Vehicle Traffic	MMSS	N/A	0.1
KISER LANE	MMSS	Vehicle Traffic	MMSS	N/A	0.2
KNOTTY PINE LANE	MMSS	Vehicle Traffic	MMSS	N/A	0.2
KRISTYNIK RD	MMSS	Vehicle Traffic	MMSS	N/A	0.1
LADY'S LANE	MMSS	Vehicle Traffic	MMSS	N/A	0.1
LAKE VIEW LANE	MMSS	Vehicle Traffic	MMSS	N/A	0.3
LAKEVIEW	MMSS	Vehicle Traffic	MMSS	N/A	0.5
LITTLE PINE DR	MMSS	Vehicle Traffic	MMSS	N/A	0.0
LITTLE RD	MMSS	Vehicle Traffic	MMSS	N/A	0.2
LITTLE ROAD LOOP	MMSS	Vehicle Traffic	MMSS	N/A	1.1
LONGHORN LOOP	MMSS	Vehicle Traffic	MMSS	N/A	0.8
LONGHORN LOOP CT	MMSS	Vehicle Traffic	MMSS	N/A	0.1
LONGSTREET CEMETERY RD	MMSS	Vehicle Traffic	MMSS	N/A	0.3
MAGNOLIA LANE	MMSS	Vehicle Traffic	MMSS	N/A	0.8
MAIN STREET	MMSS	Vehicle Traffic	MMSS	N/A	1.2
MARION LANE	MMSS	Vehicle Traffic	MMSS	N/A	0.4
MARTIN LANE	MMSS	Vehicle Traffic	MMSS	N/A	0.1
MATHIS DAIRY RD	MMSS	Vehicle Traffic	MMSS	N/A	1.8
MCFADDIN RD	MMSS	Vehicle Traffic	MMSS	N/A	1.4
MCGLOTHORN LANE	MMSS	Vehicle Traffic	MMSS	N/A	0.2
METHODIST CHURCH RD	MMSS	Vehicle Traffic	MMSS	N/A	0.1
MIKE SLOTT RD	MMSS	Vehicle Traffic	MMSS	N/A	0.3
MITCHELL CEMETERY RD	MMSS	Vehicle Traffic	MMSS	N/A	0.4
MOCKINGBIRD RD	MMSS	Vehicle Traffic	MMSS	N/A	0.3
MOSLEY DR.	MMSS	Vehicle Traffic	MMSS	N/A	0.2
MT ZION RD	MMSS	Vehicle Traffic	MMSS	N/A	1.6
NATURES WAY RD	MMSS	Vehicle Traffic	MMSS	N/A	0.8
NEIDERHOFFER SUB. RD	MMSS	Vehicle Traffic	MMSS	N/A	0.5
NO NAME RD	MMSS	Vehicle Traffic	MMSS	N/A	0.3
NORTHWOOD CIRCLE	MMSS	Vehicle Traffic	MMSS	N/A	0.6
NOVARK RD	MMSS	Vehicle Traffic	MMSS	N/A	0.2
OLD DANVILLE RD	MMSS	Vehicle Traffic	MMSS	N/A	0.8
OLD HOUSTON RD	MMSS	Vehicle Traffic	MMSS	MMSS	1.0
OLD PHELPS RD	MMSS	Vehicle Traffic	MMSS	N/A	4.3
OLD WAVERLY CEMETERY RD	MMSS	Vehicle Traffic	MMSS	N/A	0.6
OLD WAVERLY RD	MMSS	Vehicle Traffic	MMSS	N/A	0.3
OLSON RD	MMSS	Vehicle Traffic	MMSS	N/A	0.4
OXBOW LANE	MMSS	Vehicle Traffic	MMSS	N/A	0.1
PAUSEL RD	MMSS	Vehicle Traffic	MMSS	N/A	0.5
PAVEY CIRCLE	MMSS	Vehicle Traffic	MMSS	N/A	0.8
PEGODA RD	MMSS	Vehicle Traffic	MMSS	N/A	0.3
PERRY RD	MMSS	Vehicle Traffic	MMSS	N/A	0.2
PHELPS CREEK DR	MMSS	Vehicle Traffic	MMSS	N/A	0.1
PHELPS SLAB RD	MMSS	Vehicle Traffic	MMSS	N/A	0.7

PHELPS ST	MMSS	Vehicle Traffic	MMSS	N/A	0.1
PINE CHASE ST	MMSS	Vehicle Traffic	MMSS	N/A	0.1
PINE CONE DR	MMSS	Vehicle Traffic	MMSS	N/A	0.3
PINE DR	MMSS	Vehicle Traffic	MMSS	N/A	0.4
PINE DRIVE NORTH	MMSS	Vehicle Traffic	MMSS	N/A	0.5
PINE GULLY ST	MMSS	Vehicle Traffic	MMSS	N/A	0.2
PINE HOLLOW DR	MMSS	Vehicle Traffic	MMSS	N/A	0.1
PINE HOLLOW ST	MMSS	Vehicle Traffic	MMSS	N/A	0.3
PINE LAKE DR	MMSS	Vehicle Traffic	MMSS	N/A	0.2
PINE LANE	MMSS	Vehicle Traffic	MMSS	N/A	0.3
PINE NEEDLE DR	MMSS	Vehicle Traffic	MMSS	N/A	0.2
PINE NEEDLE LANE	MMSS	Vehicle Traffic	MMSS	N/A	0.2
PINE OAK LANE	MMSS	Vehicle Traffic	MMSS	N/A	0.7
PINE RIDGE LANE	MMSS	Vehicle Traffic	MMSS	N/A	1.3
PINE ST	MMSS	Vehicle Traffic	MMSS	N/A	0.6
PINE STREET SPUR	MMSS	Vehicle Traffic	MMSS	N/A	0.1
PINEWOOD LANE	MMSS	Vehicle Traffic	MMSS	N/A	0.2
PIPKIN RD	MMSS	Vehicle Traffic	MMSS	N/A	0.3
PODRAZA RD	MMSS	Vehicle Traffic	MMSS	N/A	2.0
PONDEROSA DR	MMSS	Vehicle Traffic	MMSS	N/A	0.8
POSSUM WALK LOOP	MMSS	Vehicle Traffic	MMSS	N/A	1.5
PRESCOTT DR	MMSS	Vehicle Traffic	MMSS	N/A	0.6
RANCH ACRES DR	MMSS	Vehicle Traffic	MMSS	N/A	1.4
RANCH RD	MMSS	Vehicle Traffic	MMSS	N/A	0.9
REECE LANE	MMSS	Vehicle Traffic	MMSS	N/A	0.6
RIDGE VIEW LANE	MMSS	Vehicle Traffic	MMSS	N/A	0.7
ROGERS RD	MMSS	Vehicle Traffic	MMSS	N/A	1.8
RUNNING DEER LANE	MMSS	Vehicle Traffic	MMSS	N/A	0.1
SAM SLOTT RD	MMSS	Vehicle Traffic	MMSS	N/A	0.5
SANDEL RD	MMSS	Vehicle Traffic	MMSS	N/A	0.5
SANDY CREEK FARM RD	MMSS	Vehicle Traffic	MMSS	MMSS	0.8
SOUTHWOOD DR	MMSS	Vehicle Traffic	MMSS	N/A	1.5
SOUTHWOOD FOREST RD	MMSS	Vehicle Traffic	MMSS	N/A	1.0
STEWART RD	MMSS	Vehicle Traffic	MMSS	N/A	1.3
STUBBLEFIELD LAKE RD	MMSS	Vehicle Traffic	MMSS	MMSS	2.8
SYPHRETT RD	MMSS	Vehicle Traffic	MMSS	N/A	0.5
TAFELSKI RD	MMSS	Vehicle Traffic	MMSS	N/A	2.2
THREE NOTCH RD	MMSS	Vehicle Traffic	MMSS	MMSS	2.0
TWIN OAKS LANE	MMSS	Vehicle Traffic	MMSS	N/A	0.3
UNDERWOOD DR	MMSS	Vehicle Traffic	MMSS	N/A	0.5
VELA RD	MMSS	Vehicle Traffic	MMSS	N/A	1.1
VICK RD	MMSS	Vehicle Traffic	MMSS	N/A	1.3
VICK ROAD SPUR	MMSS	Vehicle Traffic	MMSS	N/A	0.5
VICK SPRING RD	MMSS	Vehicle Traffic	MMSS	N/A	2.8
WARD RD	MMSS	Vehicle Traffic	MMSS	N/A	0.3
WATSON LAKE RD	MMSS	Vehicle Traffic	MMSS	N/A	1.6
WENDY LANE	MMSS	Vehicle Traffic	MMSS	N/A	0.1
WEST LAKE RD	MMSS	Vehicle Traffic	MMSS	N/A	0.1
WHIPPOORWILL DR	MMSS	Vehicle Traffic	MMSS	N/A	0.4
WHISPERING PINE DR	MMSS	Vehicle Traffic	MMSS	N/A	0.2
WHISPERING PINES RD	MMSS	Vehicle Traffic	MMSS	N/A	0.2
WINKLER DR	MMSS	Vehicle Traffic	MMSS	N/A	0.4
WINTERS BAYOU RD	MMSS	Vehicle Traffic	MMSS	N/A	0.4
WINTERS RANCH RD	MMSS	Vehicle Traffic	MMSS	N/A	1.3
WREN DR	MMSS	Vehicle Traffic	MMSS	N/A	0.1
XOVER	MMSS	Vehicle Traffic	MMSS	N/A	0.1

****Transportation Code / Title Roadways / Subtitle C County Roads & Bridges / Chapter 251 General County Authority relating to Roads & Bridges / Subchapter A / General Provisions / *SEC 251.008 General Regulations for County Roads...***a public road of any class must:

1. Be clear of all obstructions:
2. Have all stumps over six inches in diameter cut down to not more than six inches of the surface and rounded off; and
3. Have all stumps of six inches or less in diameter cut smooth with the ground.

Acts 1995, 74th leg., ch 165, sec 1, effective Sept. 1, 1995



2591 NORTH EARL RUDDER FREEWAY, BRYAN, TEXAS 77803 | 979.778.2165 | WWW.TXDOT.GOV

August 4, 2020

The Honorable Danny Pierce
Walker County Judge
1100 University Avenue
Huntsville, Texas 77340

RECEIVED

AUG 12 2020

RE: Recommended Modifications to the National Highway System

WALKER COUNTY
JUDGE'S OFFICE

Dear Judge Pierce:

The TxDOT Bryan District seeks your review and support of recommended modifications to the National Highway System, portions of which pass through your jurisdiction. The Texas Department of Transportation, in coordination with the Federal Highway Administration, has conducted a review of the National Highway System (NHS) throughout Texas. The NHS, originally designated in 1995, consists of major roadways serving the long-distance movement of people and goods within and between large economic and population centers in the United States. Roadways on the NHS are eligible for certain competitive Federal and State transportation funding sources. Because of this, roadways on the NHS are held to high performance and design standards based on their critical role in the State's transportation system. The recommendations from this study are based on technical analysis done by the TxDOT Transportation Planning and Programming Division and input from District staff. From this review, the following roadway is recommended for addition to the National Highway System (NHS):

Route Name	From	To	AADT	Proposed NHS Action	Proposed FC Action	TxDOT District	County/ Counties	City/ Cities	Length in County (miles)
US 190	Pine St in Huntsville	FM 350	1,304-18,268	Add to NHS	None	Bryan	Walker	Huntsville	12.2
						Lufkin	San Jacinto	Point Blank	12.8
							Polk	Onalaska, Livingston	14.5

Justification

TxDOT Transportation Planning & Programming Division, in coordination with the TxDOT Bryan and Lufkin Districts, recommends the addition of this corridor to the NHS. Along with SH 30 and US 190 east of Livingston, this corridor is part of a continuous route between Bryan/College Station and Alexandria, LA. The corridor provides connectivity between Huntsville, Point Blank, Onalaska, and Livingston and displays high traffic volumes, with certain sections transporting up to 18,300 vehicles per day on average. Please see the attached map that depicts the proposed change.

OUR VALUES: People • Accountability • Trust • Honesty
OUR MISSION: Connecting You With Texas

An Equal Opportunity Employer

Judge Pierce

2

August 4, 2020

Once you review and agree to the requested modification, we ask you to sign the statement on the following page and return to TxDOT by August 21, 2020.

If you have any questions or need additional information, please contact me at (979) 778-9635.

Sincerely,

A handwritten signature in cursive script, reading "Doug J. Marino, P.E.", written in dark ink.


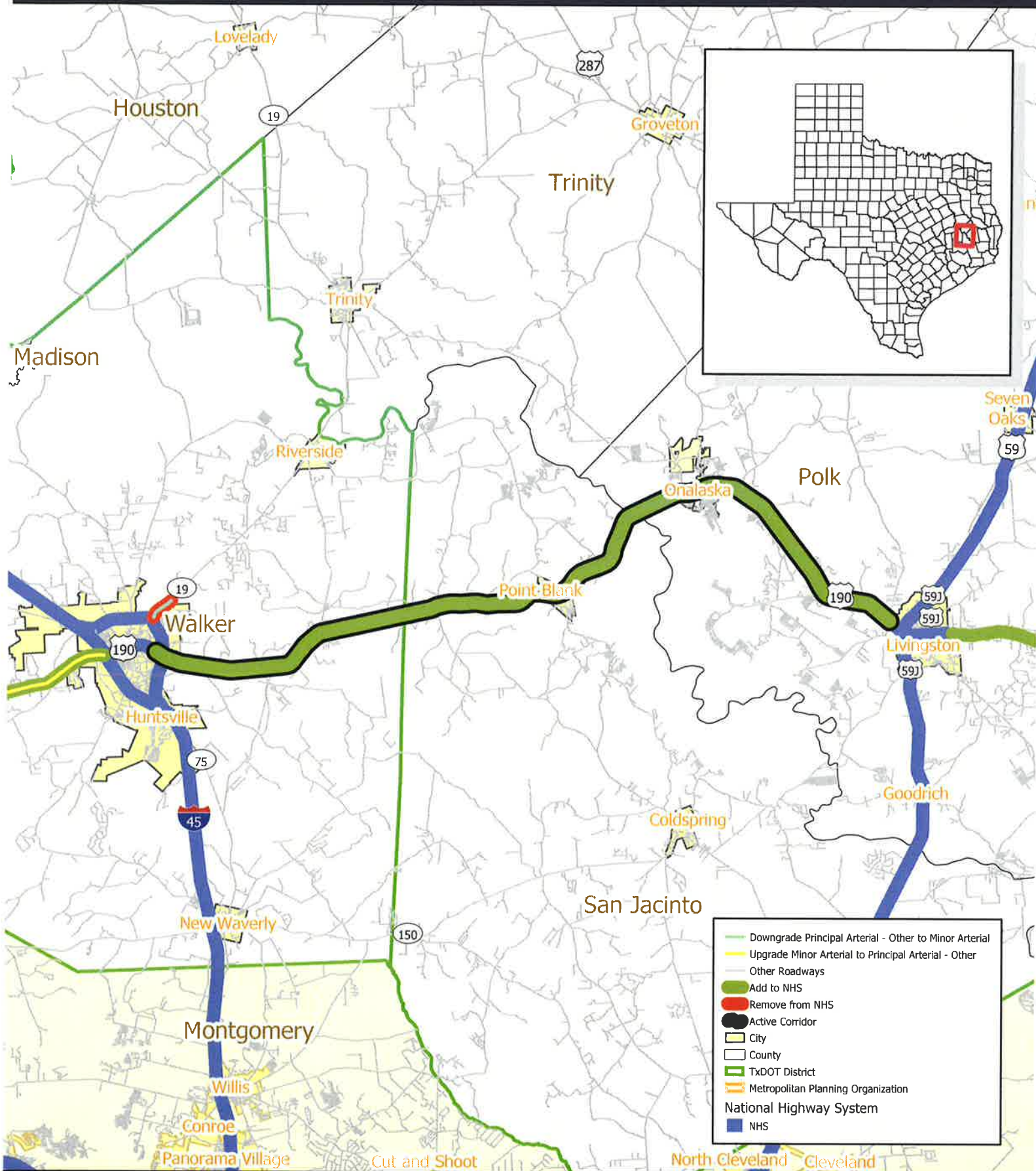
Doug J. Marino, P.E.
Director of Transportation, Planning & Development
Bryan District

National Highway System (NHS) Modification Approval Form

I, _____ (printed), County Judge/City Mayor (or representative) of
the County/City of _____, verify that TxDOT has consulted with me
regarding the addition of US 190 from Pine St in Huntsville to FM 350 to the NHS.

Signature _____

Date: _____





2591 NORTH EARL RUDDER FREEWAY, BRYAN, TEXAS 77803 | 979.778.2165 | WWW.TXDOT.GOV

August 4, 2020

The Honorable Danny Pierce
Walker County Judge
1100 University Avenue
Huntsville, Texas 77340

RE: Recommended Modifications to the National Highway System

Dear Judge Pierce:

The TxDOT Bryan District seeks your review and support of recommended modifications to the National Highway System, portions of which pass through your jurisdiction. The Texas Department of Transportation, in coordination with the Federal Highway Administration, has conducted a review of the National Highway System (NHS) throughout Texas. The NHS, originally designated in 1995, consists of major roadways serving the long-distance movement of people and goods within and between large economic and population centers in the United States. Roadways on the NHS are eligible for certain competitive Federal and State transportation funding sources. Because of this, roadways on the NHS are held to high performance and design standards based on their critical role in the State's transportation system. The recommendations from this study are based on technical analysis done by the TxDOT Transportation Planning and Programming Division and input from District staff. From this review, the following roadway is recommended for addition to the National Highway System (NHS):

Route Name	From	To	AADT	Proposed NHS Action	Proposed FC Action	County/ Counties	City/ Cities	Length in County (miles)
SH 30	NW of Country Rd 175 Near Anderson, TX	I 45	3,962-13,953	Add to NHS	Upgrade Minor Arterial to Principal Arterial - Other	Grimes	N/A	22.9
						Walker	Huntsville	16.4

Justification

TxDOT Transportation Planning & Programming Division, in coordination with the TxDOT Bryan District, recommends the addition of this corridor to the NHS and the functional classification upgrade from Minor Arterial to Principal Arterial – Other. It provides mobility between Bryan/College Station and Huntsville and is part of a continuous corridor connecting to the Texas-Louisiana border. The corridor displays high traffic volumes, with certain sections transporting up to 14,000 vehicles per day on average. Please see the attached map that depicts the proposed change.

Once you review and agree to the requested modification, we ask you to sign the statement on the following page and return to TxDOT by August 21, 2020.

OUR VALUES: *People • Accountability • Trust • Honesty*
OUR MISSION: *Connecting You With Texas*

An Equal Opportunity Employer

If you have any questions or need additional information, please contact me at (979) 778-9635.

Sincerely,

A handwritten signature in cursive script that reads "Doug J. Marino, P.E.".

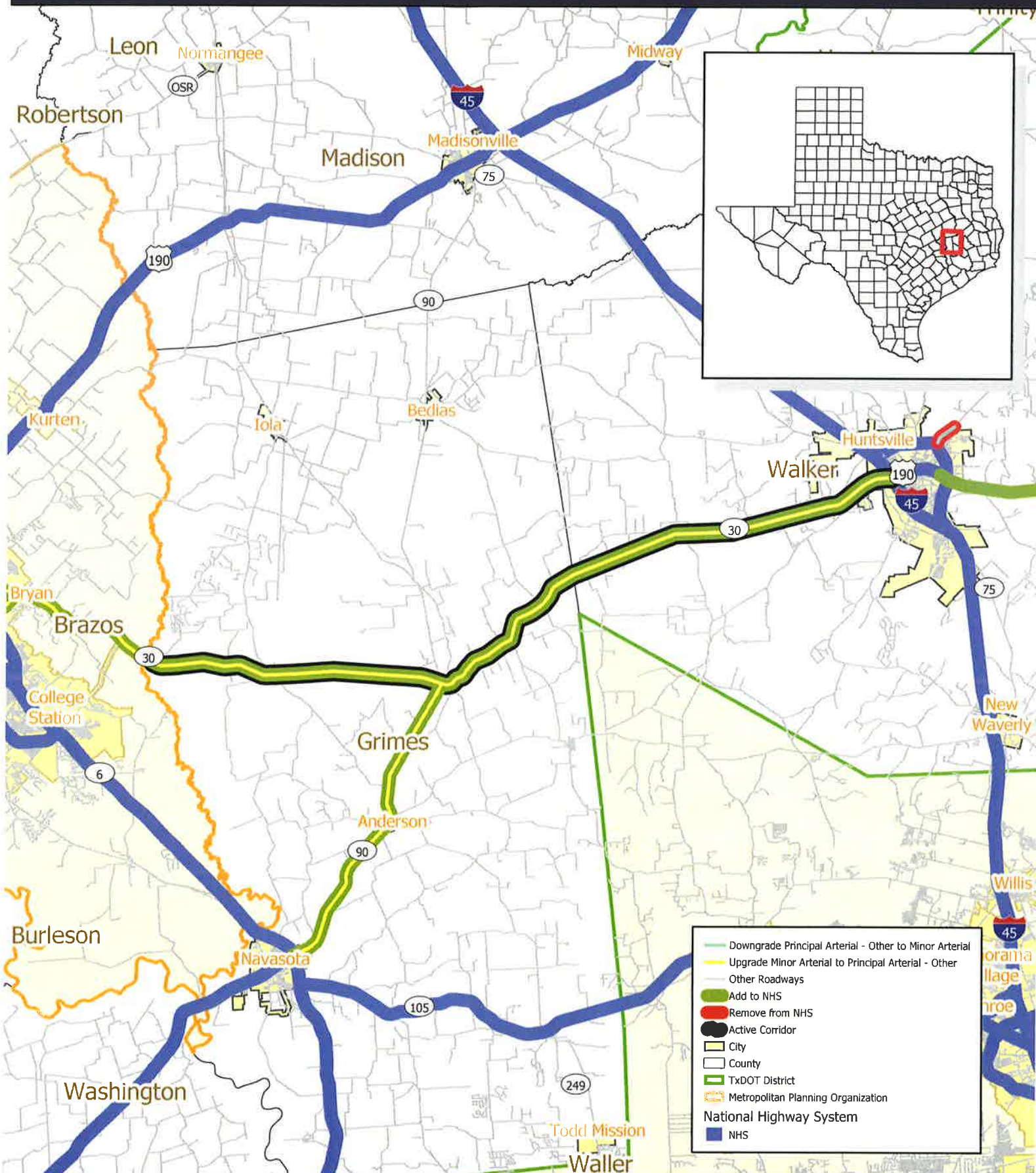
Doug J. Marino, P.E.
Director of Transportation, Planning & Development
Bryan District

National Highway System (NHS) Modification Approval Form

I, _____ (printed), County Judge/City Mayor (or representative) of the County/City of _____, verify that TxDOT has consulted with me regarding the addition of SH 30 from NW of Country Rd 175 Near Anderson, TX to I-45 to the NHS and the functional classification upgrade from Minor Arterial to Principal Arterial – Other.

Signature _____

Date: _____



0 5 10 Miles

Texas Department of Transportation
Transportation Planning and Programming Division
Data Analysis, Mapping and Reporting Branch
July 28, 2020

Copyright 2020
Texas Department of Transportation
Notice
This map was produced for internal use
within the Texas Department of Transportation.
Accuracy is limited to the validity of available
data as of Fall 2019.





2591 NORTH EARL RUDDER FREEWAY, BRYAN, TEXAS 77803 | 979.778.2165 | WWW.TXDOT.GOV

August 4, 2020

The Honorable Danny Pierce
Walker County Judge
1100 University Avenue
Huntsville, Texas 77340

RE: Recommended Modifications to the National Highway System

Dear Judge Pierce:

The TxDOT Bryan District seeks your review and support of recommended modifications to the National Highway System, portions of which pass through your jurisdiction. The Texas Department of Transportation, in coordination with the Federal Highway Administration, has conducted a review of the National Highway System (NHS) throughout Texas. The NHS, originally designated in 1995, consists of major roadways serving the long-distance movement of people and goods within and between large economic and population centers in the United States. Roadways on the NHS are eligible for certain competitive Federal and State transportation funding sources. Because of this, roadways on the NHS are held to high performance and design standards based on their critical role in the State's transportation system. The recommendations from this study are based on technical analysis done by the TxDOT Transportation Planning and Programming Division and input from District staff. From this review, the following roadway is recommended for removal from the National Highway System (NHS):

Route Name	From	To	AADT	Proposed NHS Action	Proposed FC Action	County/ Counties	City/ Cities	Length in County (miles)
SH 19	FM 2821	SH 30	15,981	Remove from NHS	Downgrade Principal Arterial - Other to Minor Arterial	Walker	Huntsville	1.1

Justification

TxDOT Transportation Planning & Programming Division, in coordination with the TxDOT Bryan District, recommends the removal of this corridor from the NHS and the functional classification downgrade from Principal Arterial – Other to Minor Arterial. This corridor was automatically added to the NHS with the MAP-21 legislation but does not meet the criteria for a Principal Arterial on the NHS and it does not provide system continuity. Please see the attached map that depicts the proposed change.

Once you review and agree to the requested modification, we ask you to sign the statement on the following page and return to TxDOT by August 21, 2020.

OUR VALUES: *People • Accountability • Trust • Honesty*
OUR MISSION: *Connecting You With Texas*

An Equal Opportunity Employer

If you have any questions or need additional information, please contact me at (979) 778-9635.

Sincerely,

A handwritten signature in cursive script that reads "Doug J. Marino, P.E.".

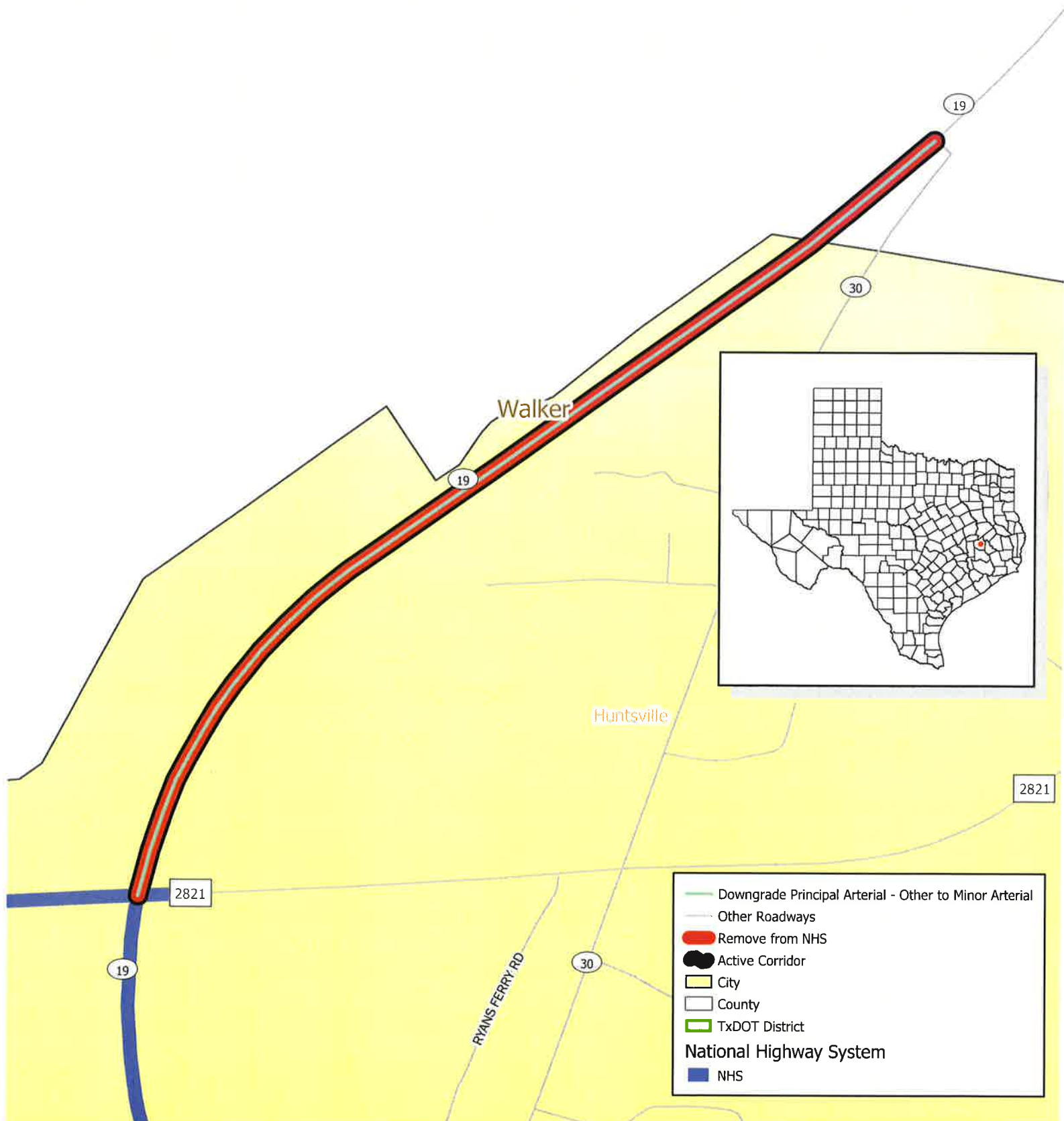
Doug J. Marino, P.E.
Director of Transportation, Planning & Development
Bryan District

National Highway System (NHS) Modification Approval Form

I, _____ (printed), County Judge/City Mayor (or representative) of the County/City of _____, verify that TxDOT has consulted with me regarding the removal of SH 19 from FM 2821 to SH 30 from the NHS and the functional classification downgrade from Principal Arterial – Other to Minor Arterial.

Signature _____

Date: _____



0 0.13 0.25 Miles

Texas Department of Transportation
Transportation Planning and Programming Division
Data Analysis, Mapping and Reporting Branch
July 28, 2020

Copyright 2020
Texas Department of Transportation
Notice
This map was produced for internal use
within the Texas Department of Transportation.
Accuracy is limited to the validity of available
data as of Fall 2019.





**TEXAS DEPARTMENT OF AGRICULTURE
TEXANS FEEDING TEXANS: HOME-DELIVERED MEALS
GRANT PROGRAM**

**Resolution 2020-78
Authorizing County Grant Program
Year 2021**

A resolution of the County of Walker, Texas, certifying that the county has made a grant to **Senior Center of Walker County**, an organization that provides home-delivered meals to homebound persons in the county who are elderly and/or have a disability, and certifying that the county has approved the organization's accounting system or fiscal agent.

WHEREAS, the Organization desires to apply for grant funds from the Texas Department of Agriculture to supplement and extend existing services for homebound persons in the County who are elderly and/or have a disability, pursuant to the Home-Delivered Meals Grant Program (Program); and

WHEREAS, the Program rules require the County in which an Organization is providing home-delivered meal services to make a grant to the Organization, in order for the Organization to be eligible to receive Program grant funds; and

WHEREAS, the Program rules require the County to approve the Organization's accounting system or fiscal agent, in order for the Organization to be eligible to receive Program grant funds; and

WHEREAS, the County recognizes **Stacey Loll, Executive Director**, Authorized Official, as an official of the Organization applying for a Home-Delivered Meal Grant from the Texas Department of Agriculture.

BE IT RESOLVED BY THE COUNTY:

SECTION 1: The County hereby certifies that it has made a grant to the Organization in the amount of \$12,500 to be used between the:

October 1, 2020 through September 30, 2021

SECTION 2: The County hereby certifies that the Organization provides home-delivered meals to homebound persons in the County who are elderly and/or have a disability.

SECTION 3: The County hereby certifies that it has approved the Organization's accounting system or fiscal agent which meets financial management system requirements as set forth in the Uniform Grant Management Standards promulgated by the Texas Comptroller of Public Accounts.

Introduced, read, and passed by the affirmative vote of the County on this 17th day of August, 2020

✍

Signature of Authorized Official of the County

Danny Pierce, Walker County, County Judge
Typed Name and Title

August 11, 2020

Dear Downtown Property Owner:

As you know, the City has worked with downtown property owners in the past to enable the addition of murals by Richard Haas onto the facades of a number of downtown buildings during the 1990's. All have had easement agreements from the property owners for a 25-year period. Some have now expired and some continue.

Keim Paints now has a clear product that paints onto the building to stabilize the painted murals. Mr. Patrick Richards, Artist, has put that coating on several buildings at owners' expense to protect them. Mr. Richards is now contracted by the City to accomplish this for the remainder of the Phase I buildings that are concentrated on the north side of the Square. If you are agreeable with the City working on the facade of your building(s) to apply the protective coating, then please sign and return this letter to the City at the address below.

Finally, when Mr. Richards works to apply the coating onto your building, he would assess the façade for any need of minor repairs such as hairline cracks, etc. and report that to you. Some owners may have building issues that are more complex and are recommended to have further investigation and consultation.

Finally, thank you for your participation in the efforts to revitalize Downtown Huntsville and to protect the investment in the building art. Please feel free to contact me if you have questions about the mural protection.

If you agree with the City's applying the clear protective coating to the Haas mural on your building, please sign and return this letter to me at the address or email below. Time is of the essence.

Sincerely,

Tracy Chappell
Main Street Manager
City of Huntsville
936-291-5920
tchappell@huntsvilletx.gov

Property Owner

Date

Building Address

**Walker County
Employee Accident / Injury Report
Commissioners Court – August 17 2020**

Date of Injury	Dept	Name	Location of Accident	Lost time Start Date	Cause	Injury	Brief description
----------------	------	------	----------------------	----------------------	-------	--------	-------------------

[illegible]