



*Financial Information  
For the Month Ended February 28, 2018  
Posted Transactions as of April 4, 2018*

Prepared by:  
Patricia Allen  
County Auditor

*Information is presented based on ledger balances and entries posted thru April 4, 2018 for the month ended February 28, 2018 for the fiscal year ending September 30, 2018. This is unaudited information. There are accrual and adjusting entries that have not been posted*

*As required Local Government Code 114.024*

## *Table of Contents*

Fund Balance - Summary of Revenues, Expenditures and Net Transfers to Date	..... 3
Cash and Investments Report	..... 4
Cash and Investments – Agency Funds Maintained by Elected Officials	..... 5
Balance Sheet by Fund	..... 6
Sales Tax Revenue – Comparison by Month and Fiscal Year	..... 20
Weigh Station Revenues – Comparison by Month and Fiscal Year	..... 21
Revenues - Budget vs Actual	..... 22
Expenditures by Category - Budget vs Actual	..... 43
Projects Budget Detail - Budget vs Actual	..... 62
Outstanding Debt – 2012 Certificates of Obligation	..... 63

**Summary of Revenues, Expenditures and Net Transfers to Date**  
**For the Month Ended February 28, 2018**  
**For the Fiscal Year Ending September 30, 2018**

Posted as of April 4, 2018

<b>Ledger Balances</b>	<b>Fund Balance Fiscal Yr Begin</b>	<b>Revenues To Date</b>	<b>Expenditures To Date</b>	<b>Net Transfers Between Funds</b>	<b>Fund Balance This Date</b>
<b>Operating</b>					
101 - General Fund	\$ 8,279,893.38	\$ 17,061,099.48	\$ 8,108,701.69	\$ (733,324.00)	\$ 16,498,967.17
192 - Debt Service Fund	\$ 180,333.94	\$ 1,266,697.57	\$ 255,433.77	\$ -	\$ 1,191,597.74
220 - Road & Bridge	\$ 2,708,607.28	\$ 3,570,562.49	\$ 2,629,047.52	\$ 660,000.00	\$ 4,310,122.25
301 - Walker County EMS Fund	\$ 1,155,639.34	\$ 966,997.63	\$ 1,480,089.13	\$ -	\$ 642,547.84
180 - Public Safety Seized Money Fund	\$ -	\$ -	\$ -	\$ -	\$ -
185 - General Fund - Healthy County Initiative Fund	\$ 17,205.91	\$ 1,124.69	\$ -	\$ -	\$ 18,330.60
	<b>12,341,679.85</b>	<b>22,866,481.86</b>	<b>12,473,272.11</b>	<b>(73,324.00)</b>	<b>\$ 22,661,565.60</b>
<b>Projects</b>					
105 - General Projects Fund	\$ 1,311,619.33	\$ 6,895.20	\$ 135,236.16	\$ -	\$ 1,183,278.37
<b>Grants/Other Funds</b>					
460 - Affordable Housing Initiatives	50,126.81	244.74	-	-	\$ 50,371.55
473 - SO Auto Task Force Grant	\$ -	20,912.82	29,326.67	-	\$ (8,413.85)
474 - CDA Victims Assistance Grant	\$ -	21,140.31	24,612.73	18,270.00	\$ 14,797.58
475 - CDA Prosecutor Grant	\$ -	16,292.57	40,850.68	11,536.00	\$ (13,022.11)
485 - Grants - HomeLand Security	\$ -	30,556.00	30,768.18	\$ -	\$ (212.18)
486 - Community Development Block Grant	\$ -	\$ -	\$ -	\$ -	\$ -
489 - CDBG Grant - Fire Protection Fund	\$ -	\$ -	\$ -	\$ -	\$ -
511 - County Records Management and Preservation	\$ 5,745.36	\$ 7,370.26	\$ 696.50	\$ -	\$ 12,419.12
512 - County Records Preservation II Fund	\$ 31,551.17	\$ 4,649.24	\$ -	\$ -	\$ 36,200.41
515 - County Clerk Records Management and Preser	\$ 361,917.24	\$ 39,903.77	\$ 2,636.99	\$ -	\$ 399,184.02
516 - County Clerk Records Archive Fund	\$ 491,130.58	\$ 42,064.32	\$ -	\$ -	\$ 533,194.90
518 - District Clerk Records Preservation	\$ 1,476.76	\$ 1,450.13	\$ -	\$ -	\$ 2,926.89
519 - District Clerk Rider Fund	\$ 21,719.77	\$ 5,088.57	\$ 1,927.83	\$ -	\$ 24,880.51
520 - District Clerk Archive Fund	\$ 4,681.92	\$ 752.34	\$ 1,989.00	\$ -	\$ 3,445.26
523 - County Jury Fee Fund	\$ -	\$ 2,117.98	\$ -	\$ -	\$ 2,117.98
525 - Court Reporter Services Fund	\$ -	\$ 5,827.40	\$ 5,228.28	\$ -	\$ 599.12
526 - County Law Library Fund	\$ 30,469.14	\$ 13,638.64	\$ 16,250.79	\$ -	\$ 27,856.99
536 - Courthouse Security Fund	\$ 14,247.31	\$ 13,427.59	\$ 24,408.00	\$ 18,856.00	\$ 22,122.90
537 - Justice Courts Security Fund	\$ 33,886.18	\$ 2,343.85	\$ -	\$ -	\$ 36,230.03
550 - Justice Courts Technology Fund	\$ 53,218.91	\$ 9,239.49	\$ 10,161.41	\$ -	\$ 52,296.99
551 - County and District Courts Technology Fund	\$ 7,589.91	\$ 746.65	\$ 5,554.04	\$ -	\$ 2,782.52
560 - District Attorney Prosecutors Supplement Fund	\$ -	\$ 12,465.32	\$ 9,383.79	\$ -	\$ 3,081.53
561 - Pretrial Intervention Program Fund	\$ -	\$ 11,346.90	\$ 12,527.29	\$ 24,662.00	\$ 23,481.61
562 - District Attorney Forfeiture Fund	\$ 163,854.50	\$ 82,560.31	\$ 57,102.09	\$ -	\$ 189,312.72
563 - District Attorney Hot Check Fee Fund	\$ 1,613.26	\$ 2,239.59	\$ 1,219.21	\$ -	\$ 2,633.64
574 - Sheriff Forfeiture Fund	\$ 181,725.99	\$ 55,383.40	\$ 12,049.01	\$ -	\$ 225,060.38
576 - Sheriff Inmate Medical Fund	\$ 29,419.46	\$ 103.56	\$ -	\$ -	\$ 29,523.02
577 - DOJ-Equitable Sharing Fund	\$ 342,824.99	\$ 2,193.33	\$ -	\$ -	\$ 345,018.32
583 - Elections Equipment Fund	\$ 6,686.18	\$ 7,799.69	\$ 18,583.23	\$ -	\$ (4,097.36)
584 - Tax Assessor Elections Service Contract Fund	\$ 23,680.51	\$ 4,036.66	\$ -	\$ -	\$ 27,717.17
589 - Tax Assessor Special Inventory Fee Fund	\$ 18.79	\$ 0.08	\$ -	\$ -	\$ 18.87
601 - SPU Civil/Criminal/Juvenile Grant/Allocations	\$ -	\$ 2,012,657.09	\$ 2,012,781.35	\$ -	\$ (124.26)
640 - Juvenile Grant Fund (Title IV E)	\$ 99,315.90	\$ 240.27	\$ 309.20	\$ -	\$ 99,246.97
641 - Juvenile Grant State Aid Fund	\$ -	\$ 86,828.23	\$ 82,350.71	\$ -	\$ 4,477.52
643 - Juvenile Grant-Commitment Reduction Fund	\$ -	\$ 15,961.00	\$ -	\$ -	\$ 15,961.00
644 - Juvenile Medical Grant	\$ -	\$ 14,457.11	\$ 13,368.53	\$ -	\$ 1,088.58
645 - Juvenile HGAC Services Grant	\$ -	\$ 9,007.36	\$ -	\$ -	\$ 9,007.36
646 - Juvenile Grant - PrePost Adjudication	\$ -	\$ 7,920.00	\$ 15,650.00	\$ -	\$ (7,730.00)
647 - Juvenile Grant - Community Services	\$ -	\$ 41,493.61	\$ 41,064.71	\$ -	\$ 428.90
648 - Juvenile Grant - Regionalization	\$ -	\$ -	\$ -	\$ -	\$ -
615 - Adult Probation-Basic Services Fund	\$ 322,120.34	\$ 493,987.70	\$ 523,164.95	\$ (3,848.60)	\$ 289,094.49
616 - Adult Probation-Court Services Fund	\$ -	\$ 83,328.78	\$ 77,787.27	\$ -	\$ 5,541.51
617 - Adult Probation-Substance Abuse Services Fun	\$ -	\$ 47,543.44	\$ 51,392.04	\$ 3,848.60	\$ -
801 - Sheriff Commissary Fund	\$ 55,386.02	\$ 13,162.35	\$ 9,904.92	\$ -	\$ 58,643.45
802 - Walker County Public Safety Communications Center	\$ 422,543.21	\$ 536,497.53	\$ 479,308.09	\$ -	\$ 479,732.65
810 - Agency Fund - LEOSE Training Funds	\$ -	\$ -	\$ -	\$ -	\$ -
820 - CERTZ #1	\$ -	\$ -	\$ -	\$ -	\$ -
	<b>2,756,950.21</b>	<b>3,778,979.98</b>	<b>3,612,357.49</b>	<b>73,324.00</b>	<b>2,996,896.70</b>
	<b>\$ 16,410,249.39</b>	<b>\$ 26,652,357.04</b>	<b>\$ 16,220,865.76</b>	<b>\$ -</b>	<b>\$ 26,841,740.67</b>

**Cash and Investments Report**  
**As of the Month Ended February 28, 2018**  
Transactions Posted as of April 04, 2018

	Cash	Other Bank Accounts	Texpool	MBIA	Wells Fargo	Total
<b>Operating</b>						
101 - General Fund	\$ 4,191,703.31	\$ 46,259.26	\$ 7,511,988.56	\$ 1,135,786.10	\$ 5,663,369.93	\$ 18,549,107.16
192 - Debt Service Fund	412,697.04	-	778,900.70	-	-	1,191,597.74
220 - Road & Bridge	1,824,061.05	-	1,501,514.63	37.27	-	3,325,612.95
301 - Walker County EMS Fund	160,096.73	-	3,789.05	57,638.09	154,218.73	221,523.87
180 - Public Safety Seized Money Fund	-	-	197,201.60	-	-	197,201.60
185 - General Fund - Healthy County Initiative F	2,958.69	-	15,371.91	-	-	18,330.60
	6,591,516.82	46,259.26	10,008,766.45	1,193,461.46	5,817,588.66	23,657,592.65
<b>Projects</b>						
105 - General Projects Fund	930.57	-	197,042.68	683,772.17	304,362.58	881,745.42
<b>Grants/Other Funds</b>						
460 - Affordable Housing Initiatives	-	-	50,371.55	-	-	50,371.55
473 - SO Auto Task Force Grant	(8,413.85)	-	-	-	-	(8,413.85)
474 - CDA Victims Grant	13,963.97	-	-	-	-	13,963.97
475 - CDA Prosecutor Grant	(13,022.11)	-	-	-	-	(13,022.11)
482 - HGAC Grants	-	-	-	-	-	-
484 - Grants - Other Funds	0.00	-	-	-	-	-
485 - Grants Homeland Security	(212.18)	-	-	-	-	(212.18)
489 - CDBG Grant - Fire Protection	(71,735.92)	-	-	-	-	(71,735.92)
511 - County Records Management and Preserve	12,280.27	-	138.85	-	-	12,419.12
512 - County Records Preservation II Fund	5,199.20	-	31,001.21	-	-	36,200.41
515 - County Clerk Records Management and Pri	20,035.55	-	317,357.78	63,124.69	-	400,518.02
516 - County Clerk Records Archive Fund	22,029.23	-	347,446.41	163,719.26	-	533,194.90
518 - District Clerk Records Preservation	2,926.87	-	0.02	-	-	2,926.89
519 - District Clerk Rider Fund	6,651.57	-	18,228.94	-	-	24,880.51
520 - District Clerk Archive Fund	3,445.26	-	-	-	-	3,445.26
523 - County Jury Fee Fund	2,117.98	-	-	-	-	2,117.98
525 - Court Reporter Services Fund	1,138.12	-	-	-	-	1,138.12
526 - County Law Library Fund	9,676.56	-	18,180.43	-	-	27,856.99
536 - Courthouse Security Fund	8,662.38	-	13,460.52	-	-	22,122.90
537 - Justice Courts Security Fund	6,889.14	-	29,340.89	-	-	36,230.03
540 - Fire Suppression-US Forest Service Fund	0.00	-	17,354.47	-	-	17,354.47
550 - Justice Courts Technology Fund	5,175.27	-	47,297.45	-	-	52,472.72
551 - County and District Courts Technology Fun	1,804.42	-	978.10	-	-	2,782.52
560 - District Attorney Prosecutors Supplement f	4,350.35	-	-	-	-	4,350.35
561 - Pretrial Intervention Program Fund	23,481.61	-	-	-	-	23,481.61
562 - District Attorney Forfeiture Fund	75,622.58	-	113,650.14	-	-	189,272.72
563 - District Attorney Hot Check Fee Fund	2,633.64	-	-	-	-	2,633.64
574 - Sheriff Forfeiture Fund	18,766.01	2,179.50	212,404.20	-	-	233,349.71
576 - Sheriff Inmate Medical Fund	8,210.55	-	21,312.47	-	-	29,523.02
577 - DOJ-Equitable Sharing Fund	13,753.87	-	308,458.09	22,806.36	-	345,018.32
583 - Elections Equipment Fund	(4,107.74)	-	10.38	-	-	(4,097.36)
584 - Tax Assessor Elections Service Contract Fur	4,865.34	-	22,851.83	-	-	27,717.17
589 - Tax Assessor Special Inventory Fee Fund	3.17	-	15.70	-	-	18.87
601 - SPU Civil/Criminal/Juvenile Grant/Allocatio	(761,168.91)	-	-	-	-	(761,168.91)
640 - Juvenile Grant Fund (Title IV E)	49,794.24	-	49,452.73	-	-	99,246.97
641 - Juvenile Grant State Aid Fund	4,470.71	-	-	-	-	4,470.71
643 - Juvenile Grant-Commitment Reduction Fur	15,961.00	-	-	-	-	15,961.00
644 - Juvenile Medical Fund Grant	1,088.58	-	-	-	-	1,088.58
645 - Juvenile Services - HGAC Grant	806.11	-	-	-	-	806.11
646 - Juvenile Grant - PrePost Adjudication	(7,730.00)	-	-	-	-	(7,730.00)
647 - Juvenile Grant - Community Programs	747.25	-	-	-	-	747.25
648 - Juvenile Grant - Regionalization	0.00	-	-	-	-	-
<b>County Treasurer Agency Funds</b>						
615 - Adult Probation-Basic Services Fund	123,788.80	-	56,654.52	110,034.05	-	290,477.37
616 - Adult Probation-Court Services Fund	7,091.51	-	-	-	-	7,091.51
617 - Adult Probation-Substance Abuse Services	268.42	-	-	-	-	268.42
801 - Sheriff Commissary Fund	26,056.11	-	35,629.70	-	-	61,685.81
802 - Walker County Public Safety Communicatio	100,253.50	-	380,588.71	-	-	480,842.21
810 - Agency Fund - LEOSE Training Funds	47,391.50	-	-	-	-	47,391.50
820 - CERTZ #1	362.36	-	-	-	-	362.36
	(214,627.71)	2,179.50	2,092,185.09	359,684.36	0.00	2,239,421.24
	\$ 6,377,819.68	\$ 48,438.76	\$ 12,297,994.22	\$ 2,236,917.99	\$ 6,121,951.24	\$ 26,778,759.31



**Cash and Investments Report**  
**For the Month Ended February 28, 2018**  
 Transactions Posted as of April 04, 2018

	Cash	ICT	Certificates of Deposit	Total
<b>Agency Funds Maintained by the Department (Balance of as Last Date Reported by the Department)</b>				
850 Agency Fund - County Clerk	\$ 198,886.01	\$ 877,700.69	\$ -	\$ 1,076,586.70
851 Agency Fund - District Clerk	\$ 258,856.09	\$ -	\$ 432,212.03	\$ 691,068.12
852 Agency Fund - Criminal District Attorney	\$ 8,573.83	\$ -	\$ -	\$ 8,573.83
853 Agency Fund - Tax Assessor	\$ 1,152,168.95	\$ -	\$ -	\$ 1,152,168.95
854 Agency Fund - Sheriff	\$ 69,133.82	\$ -	\$ -	\$ 69,133.82
855 Agency Fund - Juvenile	\$ 1,251.26	\$ -	\$ -	\$ 1,251.26
856 Agency Fund - County Treasurer Jury	\$ 92.12	\$ -	\$ -	\$ 92.12
857 Agency Fund - Justice of Peace Precinct 4	\$ 4,516.83	\$ -	\$ -	\$ 4,516.83
858 Agency Fund - Adult Probation	\$ 28,638.11	\$ -	\$ -	\$ 28,638.11
	<b>\$ 1,722,117.02</b>	<b>\$ 877,700.69</b>	<b>\$ 432,212.03</b>	<b>\$ 3,032,029.74</b>



Walker County, Texas  
Financial Information-Ledger Balances  
Balance Sheet Accounts  
and Changes in Fund Balance  
Unadjusted and Unaudited Information  
For Period Ending February 28, 2018

Posted as of April 04, 2018

	101	180	192
	General Fund	Seizure Fund	Debt Service
<b>Assets</b>			
Cash Disbursement Accounts	4,191,703.31	\$ -	\$ 412,697.04
Cash in Bank - Other than Disbursement Accounts	46,259.26	\$ -	\$ -
Cash Equivalent Texpool	7,511,988.56	197,201.60	778,900.70
Cash Equivalent MBIA	1,135,786.10	-	-
Cash Equivalent DWS	-	-	-
Cash Equivalent - Wells Fargo	5,663,369.93	-	-
Cash Equivalent Deferred Revenue	-	-	-
Certificate of Deposit	-	-	-
Cash Other	3,700.00	-	-
Taxes Receivable	1,593,745.21	-	127,538.19
Accounts Receivable/Billings to Others	17,513.94	-	-
Accounts Receivable - EMS Billings	-	-	-
Due from Other Funds	-	-	-
Due from Others	100,970.68	-	-
Due from Other Governments	652,302.84	-	-
Prepaid Expenditures	34,146.00	-	-
<b>Total Assets</b>	<b>20,951,485.83</b>	<b>197,201.60</b>	<b>1,319,135.93</b>
<b>Liabilities</b>			
Accounts Payable	163,170.03	-	-
Retainage Payable	-	-	-
Due to Other Governments/State Agencies	109,405.09	-	-
Due to Other Funds	-	-	-
Due to Others	931,174.49	197,201.60	-
Payroll, Accrued Payroll and Employee Benefits Payable	1,655,023.84	-	-
Deferred Revenues	1,593,745.21	-	127,538.19
Agency Accounts Due to Others	-	-	-
<b>Total Liabilities</b>	<b>4,452,518.66</b>	<b>197,201.60</b>	<b>127,538.19</b>
<b>Fund Balance Information</b>			
Total Revenues-Fiscal Year to date	17,061,099.48	-	1,266,697.57
Total Expenses-Fiscal Year to date	(8,108,701.69)	(.00)	(255,433.77)
<b>Excess (Deficit) of Revenues Over (Under) Expenditures</b>	<b>8,952,397.79</b>	<b>-</b>	<b>1,011,263.80</b>
<b>Other Sources (Uses) of Funds</b>			
Transfers In From Other Funds	-	-	-
Transfers to Other Funds	(733,324.00)	(.00)	(.00)
Issue of Certificates of Obligation	-	-	-
<b>Total Other Financing Sources (Uses)</b>	<b>(733,324.00)</b>	<b>-</b>	<b>-</b>
Net Change in Fund Balance-Fiscal Year to Date	8,219,073.79	-	1,011,263.80
Fund Balance at Beginning of Year	8,279,893.38	-	180,333.94
<b>Fund Balance End of Reporting Period</b>	<b>16,498,967.17</b>	<b>-</b>	<b>1,191,597.74</b>
<b>Total Liabilities and Fund Balance</b>	<b>\$ 20,951,485.83</b>	<b>\$ 197,201.60</b>	<b>\$ 1,319,135.93</b>

Posted as of April 04, 2018

	220 Road and Bridge	301 EMS	105 General Projects
<b>Assets</b>			
Cash Disbursement Accounts	\$ 1,824,061.05	\$ 160,096.73	\$ 930.57
Cash in Bank - Other than Disbursement Accounts	\$ -	\$ -	\$ -
Cash Equivalent Texpool	1,501,514.63	3,789.05	197,042.68
Cash Equivalent MBIA	37.27	57,638.09	683,772.17
Cash Equivalent DWS	-	-	-
Cash Equivalent - Wells Fargo	-	154,218.73	304,362.58
Cash Equivalent Deferred Revenue	-	-	-
Certificate of Deposit	-	-	-
Cash Other	-	200.00	-
Taxes Receivable	-	-	-
Accounts Receivable/Billings to Others	-	-	-
Accounts Receivable - EMS Billings	-	338,304.77	-
Due from Other Funds	-	-	-
Due from Others	-	101.72	-
Due from Other Governments	1,161,923.78	-	-
Prepaid Expenditures	-	-	-
<b>Total Assets</b>	<b>4,487,536.73</b>	<b>714,349.09</b>	<b>1,186,108.00</b>
<b>Liabilities</b>			
Accounts Payable	137,236.01	16,687.78	2,829.63
Retainage Payable	-	-	-
Due to Other Governments/State Agencies	-	-	-
Due to Other Funds	-	-	-
Due to Others	40,178.47	55,113.47	-
Payroll, Accrued Payroll and Employee Benefits Payable	-	-	-
Deferred Revenues	-	-	-
Agency Accounts Due to Others	-	-	-
<b>Total Liabilities</b>	<b>177,414.48</b>	<b>71,801.25</b>	<b>2,829.63</b>
<b>Fund Balance Information</b>			
Total Revenues-Fiscal Year to date	3,570,562.49	966,997.63	6,895.20
Total Expenses-Fiscal Year to date	(2,629,047.52)	(1,480,089.13)	(135,236.16)
<b>Excess (Deficit) of Revenues Over (Under) Expenditures</b>	<b>941,514.97</b>	<b>(513,091.50)</b>	<b>(128,340.96)</b>
<b>Other Sources (Uses) of Funds</b>			
Transfers In From Other Funds	660,000.00	-	-
Transfers to Other Funds	(.00)	(.00)	(.00)
Issue of Certificates of Obligation	-	-	-
<b>Total Other Financing Sources (Uses)</b>	<b>660,000.00</b>	<b>-</b>	<b>-</b>
Net Change in Fund Balance-Fiscal Year to Date	1,601,514.97	(513,091.50)	(128,340.96)
Fund Balance at Beginning of Year	2,708,607.28	1,155,639.34	1,311,619.33
<b>Fund Balance End of Reporting Period</b>	<b>4,310,122.25</b>	<b>642,547.84</b>	<b>1,183,278.37</b>
<b>Total Liabilities and Fund Balance</b>	<b>\$ 4,487,536.73</b>	<b>\$ 714,349.09</b>	<b>\$ 1,186,108.00</b>

Posted as of April 04, 2018

	756 Jail Project	511 County Records	512 County Records II -Digitize	515 County Clerk Records
<b>Assets</b>				
Cash Disbursement Accounts	\$ -	\$ 12,280.27	\$ 5,199.20	\$ 20,035.55
Cash in Bank - Other than Disbursement Accounts	\$ -	\$ -	\$ -	\$ -
Cash Equivalent Texpool	-	138.85	31,001.21	317,357.78
Cash Equivalent MBIA	-	-	-	63,124.69
Cash Equivalent DWS	-	-	-	-
Cash Equivalent - Wells Fargo	-	-	-	-
Cash Equivalent Deferred Revenue	-	-	-	-
Certificate of Deposit	-	-	-	-
Cash Other	-	-	-	-
Taxes Receivable	-	-	-	-
Accounts Receivable/Billings to Others	-	-	-	-
Accounts Receivable - EMS Billings	-	-	-	-
Due from Other Funds	-	-	-	-
Due from Others	-	-	-	-
Due from Other Governments	-	-	-	-
Prepaid Expenditures	-	-	-	-
<b>Total Assets</b>	-	<b>12,419.12</b>	<b>36,200.41</b>	<b>400,518.02</b>
<b>Liabilities</b>				
Accounts Payable	-	-	-	1,334.00
Retainage Payable	-	-	-	-
Due to Other Governments/State Agencies	-	-	-	-
Due to Other Funds	-	-	-	-
Due to Others	-	-	-	-
Payroll, Accrued Payroll and Employee Benefits Payable	-	-	-	-
Deferred Revenues	-	-	-	-
Agency Accounts Due to Others	-	-	-	-
<b>Total Liabilities</b>	-	-	-	<b>1,334.00</b>
<b>Fund Balance Information</b>				
Total Revenues-Fiscal Year to date	-	7,370.26	4,649.24	39,903.77
Total Expenses-Fiscal Year to date	(.00)	(696.50)	(.00)	(2,636.99)
<b>Excess (Deficit) of Revenues Over (Under) Expenditures</b>	-	<b>6,673.76</b>	<b>4,649.24</b>	<b>37,266.78</b>
<b>Other Sources (Uses) of Funds</b>				
Transfers In From Other Funds	-	-	-	-
Transfers to Other Funds	(.00)	(.00)	(.00)	(.00)
Issue of Certificates of Obligation	-	-	-	-
<b>Total Other Financing Sources (Uses)</b>	-	-	-	-
Net Change in Fund Balance-Fiscal Year to Date	-	6,673.76	4,649.24	37,266.78
Fund Balance at Beginning of Year	-	5,745.36	31,551.17	361,917.24
<b>Fund Balance End of Reporting Period</b>	-	<b>12,419.12</b>	<b>36,200.41</b>	<b>399,184.02</b>
<b>Total Liabilities and Fund Balance</b>	<b>\$ -</b>	<b>\$ 12,419.12</b>	<b>\$ 36,200.41</b>	<b>\$ 400,518.02</b>



Posted as of April 04, 2018

	516 County Clerk Archive Fund	518 District Clerk Records	519 District Clerk Rider Fund	520 District Clerk Archive Fund
<b>Assets</b>				
Cash Disbursement Accounts	\$ 22,029.23	\$ 2,926.87	\$ 6,651.57	\$ 3,445.26
Cash in Bank - Other than Disbursement Accounts	\$ -	\$ -	\$ -	\$ -
Cash Equivalent Texpool	347,446.41	0.02	18,228.94	-
Cash Equivalent MBIA	163,719.26	-	-	-
Cash Equivalent DWS	-	-	-	-
Cash Equivalent - Wells Fargo	-	-	-	-
Cash Equivalent Deferred Revenue	-	-	-	-
Certificate of Deposit	-	-	-	-
Cash Other	-	-	-	-
Taxes Receivable	-	-	-	-
Accounts Receivable/Billings to Others	-	-	-	-
Accounts Receivable - EMS Billings	-	-	-	-
Due from Other Funds	-	-	-	-
Due from Others	-	-	-	-
Due from Other Governments	-	-	-	-
Prepaid Expenditures	-	-	-	-
<b>Total Assets</b>	<b>533,194.90</b>	<b>2,926.89</b>	<b>24,880.51</b>	<b>3,445.26</b>
<b>Liabilities</b>				
Accounts Payable	-	-	-	-
Retainage Payable	-	-	-	-
Due to Other Governments/State Agencies	-	-	-	-
Due to Other Funds	-	-	-	-
Due to Others	-	-	-	-
Payroll, Accrued Payroll and Employee Benefits Payable	-	-	-	-
Deferred Revenues	-	-	-	-
Agency Accounts Due to Others	-	-	-	-
<b>Total Liabilities</b>	<b>-</b>	<b>-</b>	<b>-</b>	<b>-</b>
<b>Fund Balance Information</b>				
Total Revenues-Fiscal Year to date	42,064.32	1,450.13	5,088.57	752.34
Total Expenses-Fiscal Year to date	(.00)	(.00)	(1,927.83)	(1,989.00)
<b>Excess (Deficit) of Revenues Over (Under) Expenditures</b>	<b>42,064.32</b>	<b>1,450.13</b>	<b>3,160.74</b>	<b>(1,236.66)</b>
<b>Other Sources (Uses) of Funds</b>				
Transfers In From Other Funds	-	-	-	-
Transfers to Other Funds	(.00)	(.00)	(.00)	(.00)
Issue of Certificates of Obligation	-	-	-	-
<b>Total Other Financing Sources (Uses)</b>	<b>-</b>	<b>-</b>	<b>-</b>	<b>-</b>
Net Change in Fund Balance-Fiscal Year to Date	42,064.32	1,450.13	3,160.74	(1,236.66)
Fund Balance at Beginning of Year	491,130.58	1,476.76	21,719.77	4,681.92
<b>Fund Balance End of Reporting Period</b>	<b>533,194.90</b>	<b>2,926.89</b>	<b>24,880.51</b>	<b>3,445.26</b>
<b>Total Liabilities and Fund Balance</b>	<b>\$ 533,194.90</b>	<b>\$ 2,926.89</b>	<b>\$ 24,880.51</b>	<b>\$ 3,445.26</b>

Posted as of April 04, 2018

	523 Jury Fund	525 Court Reporter Service Fund	526 Law Library	536 Courthouse Security
<b>Assets</b>				
Cash Disbursement Accounts	\$ 2,117.98	\$ 1,138.12	\$ 9,676.56	\$ 8,662.38
Cash in Bank - Other than Disbursement Accounts	\$ -	\$ -	\$ -	\$ -
Cash Equivalent Texpool	-	-	18,180.43	13,460.52
Cash Equivalent MBIA	-	-	-	-
Cash Equivalent DWS	-	-	-	-
Cash Equivalent - Wells Fargo	-	-	-	-
Cash Equivalent Deferred Revenue	-	-	-	-
Certificate of Deposit	-	-	-	-
Cash Other	-	-	-	-
Taxes Receivable	-	-	-	-
Accounts Receivable/Billings to Others	-	-	-	-
Accounts Receivable - EMS Billings	-	-	-	-
Due from Other Funds	-	-	-	-
Due from Others	-	-	-	-
Due from Other Governments	-	-	-	-
Prepaid Expenditures	-	-	-	-
<b>Total Assets</b>	<b>2,117.98</b>	<b>1,138.12</b>	<b>27,856.99</b>	<b>22,122.90</b>
<b>Liabilities</b>				
Accounts Payable	-	539.00	-	-
Retainage Payable	-	-	-	-
Due to Other Governments/State Agencies	-	-	-	-
Due to Other Funds	-	-	-	-
Due to Others	-	-	-	-
Payroll, Accrued Payroll and Employee Benefits Payable	-	-	-	-
Deferred Revenues	-	-	-	-
Agency Accounts Due to Others	-	-	-	-
<b>Total Liabilities</b>	<b>-</b>	<b>539.00</b>	<b>-</b>	<b>-</b>
<b>Fund Balance Information</b>				
Total Revenues-Fiscal Year to date	2,117.98	5,827.40	13,638.64	13,427.59
Total Expenses-Fiscal Year to date	(.00)	(5,228.28)	(16,250.79)	(24,408.00)
<b>Excess (Deficit) of Revenues Over (Under) Expenditures</b>	<b>2,117.98</b>	<b>599.12</b>	<b>(2,612.15)</b>	<b>(10,980.41)</b>
<b>Other Sources (Uses) of Funds</b>				
Transfers In From Other Funds	-	-	-	18,856.00
Transfers to Other Funds	(.00)	(.00)	(.00)	(.00)
Issue of Certificates of Obligation	-	-	-	-
<b>Total Other Financing Sources (Uses)</b>	<b>-</b>	<b>-</b>	<b>-</b>	<b>18,856.00</b>
Net Change in Fund Balance-Fiscal Year to Date	2,117.98	599.12	(2,612.15)	7,875.59
Fund Balance at Beginning of Year	-	-	30,469.14	14,247.31
<b>Fund Balance End of Reporting Period</b>	<b>2,117.98</b>	<b>599.12</b>	<b>27,856.99</b>	<b>22,122.90</b>
<b>Total Liabilities and Fund Balance</b>	<b>\$ 2,117.98</b>	<b>\$ 1,138.12</b>	<b>\$ 27,856.99</b>	<b>\$ 22,122.90</b>

Posted as of April 04, 2018

	537 Justice Courts Security	540 US Forest Fire Suppression	550 Justice Courts Technology	551 County/District Court Technology
<b>Assets</b>				
Cash Disbursement Accounts	\$ 6,889.14	\$ -	\$ 5,175.27	\$ 1,804.42
Cash in Bank - Other than Disbursement Accounts	\$ -	\$ -	\$ -	\$ -
Cash Equivalent Texpool	29,340.89	17,354.47	47,297.45	978.10
Cash Equivalent MBIA	-	-	-	-
Cash Equivalent DWS	-	-	-	-
Cash Equivalent - Wells Fargo	-	-	-	-
Cash Equivalent Deferred Revenue	-	-	-	-
Certificate of Deposit	-	-	-	-
Cash Other	-	-	-	-
Taxes Receivable	-	-	-	-
Accounts Receivable/Billings to Others	-	-	-	-
Accounts Receivable - EMS Billings	-	-	-	-
Due from Other Funds	-	-	-	-
Due from Others	-	-	-	-
Due from Other Governments	-	-	-	-
Prepaid Expenditures	-	-	-	-
<b>Total Assets</b>	<b>36,230.03</b>	<b>17,354.47</b>	<b>52,472.72</b>	<b>2,782.52</b>
<b>Liabilities</b>				
Accounts Payable	-	17,354.47	175.73	-
Retainage Payable	-	-	-	-
Due to Other Governments/State Agencies	-	-	-	-
Due to Other Funds	-	-	-	-
Due to Others	-	-	-	-
Payroll, Accrued Payroll and Employee Benefits Payable	-	-	-	-
Deferred Revenues	-	-	-	-
Agency Accounts Due to Others	-	-	-	-
<b>Total Liabilities</b>	<b>-</b>	<b>17,354.47</b>	<b>175.73</b>	<b>-</b>
<b>Fund Balance Information</b>				
Total Revenues-Fiscal Year to date	2,343.85	-	9,239.49	746.65
Total Expenses-Fiscal Year to date	(.00)	(.00)	(10,161.41)	(5,554.04)
<b>Excess (Deficit) of Revenues Over (Under) Expenditures</b>	<b>2,343.85</b>	<b>-</b>	<b>(921.92)</b>	<b>(4,807.39)</b>
<b>Other Sources (Uses) of Funds</b>				
Transfers In From Other Funds	-	-	-	-
Transfers to Other Funds	(.00)	(.00)	(.00)	(.00)
Issue of Certificates of Obligation	-	-	-	-
<b>Total Other Financing Sources (Uses)</b>	<b>-</b>	<b>-</b>	<b>-</b>	<b>-</b>
Net Change in Fund Balance-Fiscal Year to Date	2,343.85	-	(921.92)	(4,807.39)
Fund Balance at Beginning of Year	33,886.18	-	53,218.91	7,589.91
<b>Fund Balance End of Reporting Period</b>	<b>36,230.03</b>	<b>-</b>	<b>52,296.99</b>	<b>2,782.52</b>
<b>Total Liabilities and Fund Balance</b>	<b>\$ 36,230.03</b>	<b>\$ 17,354.47</b>	<b>\$ 52,472.72</b>	<b>\$ 2,782.52</b>

Posted as of April 04, 2018

	560 Prosecutor Supplement	561 Diversion Fund	562 District Attorney Forfeiture	563 Hot Check
<b>Assets</b>				
Cash Disbursement Accounts	\$ 4,350.35	\$ 23,481.61	\$ 75,622.58	\$ 2,633.64
Cash in Bank - Other than Disbursement Accounts	\$ -	\$ -	\$ -	\$ -
Cash Equivalent Texpool	-	-	113,650.14	-
Cash Equivalent MBIA	-	-	-	-
Cash Equivalent DWS	-	-	-	-
Cash Equivalent - Wells Fargo	-	-	-	-
Cash Equivalent Deferred Revenue	-	-	-	-
Certificate of Deposit	-	-	-	-
Cash Other	-	-	-	-
Taxes Receivable	-	-	-	-
Accounts Receivable/Billings to Others	-	-	-	-
Accounts Receivable - EMS Billings	-	-	-	-
Due from Other Funds	-	-	-	-
Due from Others	-	-	40.00	-
Due from Other Governments	-	-	-	-
Prepaid Expenditures	-	-	-	-
<b>Total Assets</b>	<b>4,350.35</b>	<b>23,481.61</b>	<b>189,312.72</b>	<b>2,633.64</b>
<b>Liabilities</b>				
Accounts Payable	1,268.82	-	-	-
Retainage Payable	-	-	-	-
Due to Other Governments/State Agencies	-	-	-	-
Due to Other Funds	-	-	-	-
Due to Others	-	-	-	-
Payroll, Accrued Payroll and Employee Benefits Payable	-	-	-	-
Deferred Revenues	-	-	-	-
Agency Accounts Due to Others	-	-	-	-
<b>Total Liabilities</b>	<b>1,268.82</b>	<b>-</b>	<b>-</b>	<b>-</b>
<b>Fund Balance Information</b>				
Total Revenues-Fiscal Year to date	12,465.32	11,346.90	82,560.31	2,239.59
Total Expenses-Fiscal Year to date	(9,383.79)	(12,527.29)	(57,102.09)	(1,219.21)
<b>Excess (Deficit) of Revenues Over (Under) Expenditures</b>	<b>3,081.53</b>	<b>(1,180.39)</b>	<b>25,458.22</b>	<b>1,020.38</b>
<b>Other Sources (Uses) of Funds</b>				
Transfers In From Other Funds	-	24,662.00	-	-
Transfers to Other Funds	(.00)	(.00)	(.00)	(.00)
Issue of Certificates of Obligation	-	-	-	-
<b>Total Other Financing Sources (Uses)</b>	<b>-</b>	<b>-</b>	<b>-</b>	<b>-</b>
Net Change in Fund Balance-Fiscal Year to Date	3,081.53	23,481.61	25,458.22	1,020.38
Fund Balance at Beginning of Year	-	-	163,854.50	1,613.26
<b>Fund Balance End of Reporting Period</b>	<b>3,081.53</b>	<b>23,481.61</b>	<b>189,312.72</b>	<b>2,633.64</b>
<b>Total Liabilities and Fund Balance</b>	<b>\$ 4,350.35</b>	<b>\$ 23,481.61</b>	<b>\$ 189,312.72</b>	<b>\$ 2,633.64</b>

Posted as of April 04, 2018

	574 Sheriff Forfeiture	576 Sheriff Inmate Medical	577 DOJ Equitable Sharing	583 Election Equipment
<b>Assets</b>				
Cash Disbursement Accounts	\$ 18,766.01	\$ 8,210.55	\$ 13,753.87	\$ (4,107.74)
Cash in Bank - Other than Disbursement Accounts	\$ 2,179.50	\$ -	\$ -	\$ -
Cash Equivalent Texpool	212,404.20	21,312.47	308,458.09	10.38
Cash Equivalent MBIA	-	-	22,806.36	-
Cash Equivalent DWS	-	-	-	-
Cash Equivalent - Wells Fargo	-	-	-	-
Cash Equivalent Deferred Revenue	-	-	-	-
Certificate of Deposit	-	-	-	-
Cash Other	130.00	-	-	-
Taxes Receivable	-	-	-	-
Accounts Receivable/Billings to Others	-	-	-	-
Accounts Receivable - EMS Billings	-	-	-	-
Due from Other Funds	-	-	-	-
Due from Others	5.30	-	-	-
Due from Other Governments	-	-	-	-
Prepaid Expenditures	-	-	-	-
<b>Total Assets</b>	<b>233,485.01</b>	<b>29,523.02</b>	<b>345,018.32</b>	<b>(4,097.36)</b>
<b>Liabilities</b>				
Accounts Payable	8,424.63	-	-	-
Retainage Payable	-	-	-	-
Due to Other Governments/State Agencies	-	-	-	-
Due to Other Funds	-	-	-	-
Due to Others	-	-	-	-
Payroll, Accrued Payroll and Employee Benefits Payable	-	-	-	-
Deferred Revenues	-	-	-	-
Agency Accounts Due to Others	-	-	-	-
<b>Total Liabilities</b>	<b>8,424.63</b>	<b>-</b>	<b>-</b>	<b>-</b>
<b>Fund Balance Information</b>				
Total Revenues-Fiscal Year to date	55,383.40	103.56	2,193.33	7,799.69
Total Expenses-Fiscal Year to date	(12,049.01)	(.00)	(.00)	(18,583.23)
<b>Excess (Deficit) of Revenues Over (Under) Expenditures</b>	<b>43,334.39</b>	<b>103.56</b>	<b>2,193.33</b>	<b>(10,783.54)</b>
<b>Other Sources (Uses) of Funds</b>				
Transfers In From Other Funds	-	-	-	-
Transfers to Other Funds	(.00)	(.00)	(.00)	(.00)
Issue of Certificates of Obligation	-	-	-	-
<b>Total Other Financing Sources (Uses)</b>	<b>-</b>	<b>-</b>	<b>-</b>	<b>-</b>
Net Change in Fund Balance-Fiscal Year to Date	43,334.39	103.56	2,193.33	(10,783.54)
Fund Balance at Beginning of Year	181,725.99	29,419.46	342,824.99	6,686.18
<b>Fund Balance End of Reporting Period</b>	<b>225,060.38</b>	<b>29,523.02</b>	<b>345,018.32</b>	<b>(4,097.36)</b>
<b>Total Liabilities and Fund Balance</b>	<b>\$ 233,485.01</b>	<b>\$ 29,523.02</b>	<b>\$ 345,018.32</b>	<b>\$ (4,097.36)</b>

Posted as of April 04, 2018

	584 Election Services Fund	589 Inventory Tax	590 ERRP Fund	185 Healthy County Initiative
<b>Assets</b>				
Cash Disbursement Accounts	\$ 4,865.34	\$ 3.17	\$ -	\$ 2,958.69
Cash in Bank - Other than Disbursement Accounts	\$ -	\$ -	\$ -	\$ -
Cash Equivalent Texpool	22,851.83	15.70	-	15,371.91
Cash Equivalent MBIA	-	-	-	-
Cash Equivalent DWS	-	-	-	-
Cash Equivalent - Wells Fargo	-	-	-	-
Cash Equivalent Deferred Revenue	-	-	-	-
Certificate of Deposit	-	-	-	-
Cash Other	-	-	-	-
Taxes Receivable	-	-	-	-
Accounts Receivable/Billings to Others	-	-	-	-
Accounts Receivable - EMS Billings	-	-	-	-
Due from Other Funds	-	-	-	-
Due from Others	-	-	-	-
Due from Other Governments	-	-	-	-
Prepaid Expenditures	-	-	-	-
<b>Total Assets</b>	<b>27,717.17</b>	<b>18.87</b>	<b>-</b>	<b>18,330.60</b>
<b>Liabilities</b>				
Accounts Payable	-	-	-	-
Retainage Payable	-	-	-	-
Due to Other Governments/State Agencies	-	-	-	-
Due to Other Funds	-	-	-	-
Due to Others	-	-	-	-
Payroll, Accrued Payroll and Employee Benefits Payable	-	-	-	-
Deferred Revenues	-	-	-	-
Agency Accounts Due to Others	-	-	-	-
<b>Total Liabilities</b>	<b>-</b>	<b>-</b>	<b>-</b>	<b>-</b>
<b>Fund Balance Information</b>				
Total Revenues-Fiscal Year to date	4,036.66	0.08	-	1,124.69
Total Expenses-Fiscal Year to date	(.00)	(.00)	(.00)	(.00)
<b>Excess (Deficit) of Revenues Over (Under) Expenditures</b>	<b>4,036.66</b>	<b>0.08</b>	<b>-</b>	<b>1,124.69</b>
<b>Other Sources (Uses) of Funds</b>				
Transfers In From Other Funds	-	-	-	-
Transfers to Other Funds	(.00)	(.00)	(.00)	(.00)
Issue of Certificates of Obligation	-	-	-	-
<b>Total Other Financing Sources (Uses)</b>	<b>-</b>	<b>-</b>	<b>-</b>	<b>-</b>
Net Change in Fund Balance-Fiscal Year to Date	4,036.66	0.08	-	1,124.69
Fund Balance at Beginning of Year	23,680.51	18.79	-	17,205.91
<b>Fund Balance End of Reporting Period</b>	<b>27,717.17</b>	<b>18.87</b>	<b>-</b>	<b>18,330.60</b>
<b>Total Liabilities and Fund Balance</b>	<b>\$ 27,717.17</b>	<b>\$ 18.87</b>	<b>\$ -</b>	<b>\$ 18,330.60</b>

Posted as of April 04, 2018

	471,472.482	486,487.488	489	481,483.484
	HGAC	CDBG	Fire	Other
	Grants	Grants	Protection Grant	Grants
<b>Assets</b>				
Cash Disbursement Accounts	\$ -	\$ -	\$ (71,735.92)	\$ (7,471.99)
Cash in Bank - Other than Disbursement Accounts	\$ -	\$ -	\$ -	\$ -
Cash Equivalent Texpool	-	-	-	50,371.55
Cash Equivalent MBIA	-	-	-	-
Cash Equivalent DWS	-	-	-	-
Cash Equivalent - Wells Fargo	-	-	-	-
Cash Equivalent Deferred Revenue	-	-	-	-
Certificate of Deposit	-	-	-	-
Cash Other	-	-	-	-
Taxes Receivable	-	-	-	-
Accounts Receivable/Billings to Others	-	-	-	-
Accounts Receivable - EMS Billings	-	-	-	-
Due from Other Funds	-	-	-	-
Due from Others	-	-	-	-
Due from Other Governments	-	-	71,735.92	833.61
Prepaid Expenditures	-	-	-	-
<b>Total Assets</b>	-	-	-	<b>43,733.17</b>
<b>Liabilities</b>				
Accounts Payable	-	-	-	-
Retainage Payable	-	-	-	-
Due to Other Governments/State Agencies	-	-	-	-
Due to Other Funds	-	-	-	-
Due to Others	-	-	-	-
Payroll, Accrued Payroll and Employee Benefits Payable	-	-	-	-
Deferred Revenues	-	-	-	-
Agency Accounts Due to Others	-	-	-	-
<b>Total Liabilities</b>	-	-	-	-
<b>Fund Balance Information</b>				
Total Revenues-Fiscal Year to date	-	-	-	58,590.44
Total Expenses-Fiscal Year to date	(.00)	(.00)	(.00)	(94,790.08)
<b>Excess (Deficit) of Revenues Over (Under) Expenditures</b>	-	-	-	(36,199.64)
<b>Other Sources (Uses) of Funds</b>				
Transfers In From Other Funds	-	-	-	29,806.00
Transfers to Other Funds	(.00)	(.00)	(.00)	(.00)
Issue of Certificates of Obligation	-	-	-	-
<b>Total Other Financing Sources (Uses)</b>	-	-	-	<b>29,806.00</b>
Net Change in Fund Balance-Fiscal Year to Date	-	-	-	(6,393.64)
Fund Balance at Beginning of Year	-	-	-	50,126.81
<b>Fund Balance End of Reporting Period</b>	-	-	-	<b>43,733.17</b>
<b>Total Liabilities and Fund Balance</b>	<b>\$ -</b>	<b>\$ -</b>	<b>\$ -</b>	<b>\$ 43,733.17</b>

Posted as of April 04, 2018

	485 Homeland Security Grants	601 SPU Grants Allocations	640-648 Juvenile Probation
<b>Assets</b>			
Cash Disbursement Accounts	\$ (212.18)	\$ (761,168.91)	\$ 65,137.89
Cash in Bank - Other than Disbursement Accounts	\$ -	\$ -	\$ -
Cash Equivalent Texpool	-	-	49,452.73
Cash Equivalent MBIA	-	-	-
Cash Equivalent DWS	-	-	-
Cash Equivalent - Wells Fargo	-	-	-
Cash Equivalent Deferred Revenue	-	-	-
Certificate of Deposit	-	-	-
Cash Other	-	-	-
Taxes Receivable	-	-	-
Accounts Receivable/Billings to Others	-	784,092.07	8,201.25
Accounts Receivable - EMS Billings	-	-	-
Due from Other Funds	-	-	-
Due from Others	-	(25.06)	-
Due from Other Governments	-	-	3.46
Prepaid Expenditures	-	-	-
<b>Total Assets</b>	<b>(212.18)</b>	<b>22,898.10</b>	<b>122,795.33</b>
<b>Liabilities</b>			
Accounts Payable	-	23,022.36	315.00
Retainage Payable	-	-	-
Due to Other Governments/State Agencies	-	-	-
Due to Other Funds	-	-	-
Due to Others	-	-	-
Payroll, Accrued Payroll and Employee Benefits Payable	-	-	-
Deferred Revenues	-	-	-
Agency Accounts Due to Others	-	-	-
<b>Total Liabilities</b>	<b>-</b>	<b>23,022.36</b>	<b>315.00</b>
<b>Fund Balance Information</b>			
Total Revenues-Fiscal Year to date	30,556.00	2,012,657.09	175,907.58
Total Expenses-Fiscal Year to date	(30,768.18)	(2,012,781.35)	(152,743.15)
<b>Excess (Deficit) of Revenues Over (Under) Expenditures</b>	<b>(212.18)</b>	<b>(124.26)</b>	<b>23,164.43</b>
<b>Other Sources (Uses) of Funds</b>			
Transfers In From Other Funds	-	-	-
Transfers to Other Funds	(.00)	(.00)	(.00)
Issue of Certificates of Obligation	-	-	-
<b>Total Other Financing Sources (Uses)</b>	<b>-</b>	<b>-</b>	<b>-</b>
Net Change in Fund Balance-Fiscal Year to Date	(212.18)	(124.26)	23,164.43
Fund Balance at Beginning of Year	-	-	99,315.90
<b>Fund Balance End of Reporting Period</b>	<b>(212.18)</b>	<b>(124.26)</b>	<b>122,480.33</b>
<b>Total Liabilities and Fund Balance</b>	<b>\$ (212.18)</b>	<b>\$ 22,898.10</b>	<b>\$ 122,795.33</b>



Posted as of April 04, 2018

	Subtotal County Funds	616-618 Adult Probation	801 Sheriff Commissary	802 Central Dispatch
<b>Assets</b>				
Cash Disbursement Accounts	\$ 6,072,607.48	\$ 131,148.73	\$ 26,056.11	\$ 100,253.50
Cash in Bank - Other than Disbursement Accounts	\$ 48,438.76	\$ -	\$ -	\$ -
Cash Equivalent Texpool	\$ 11,825,121.29	56,654.52	35,629.70	380,588.71
Cash Equivalent MBIA	\$ 2,126,883.94	110,034.05	-	-
Cash Equivalent DWS	\$ -	-	-	-
Cash Equivalent - Wells Fargo	\$ 6,121,951.24	-	-	-
Cash Equivalent Deferred Revenue	\$ -	-	-	-
Certificate of Deposit	\$ -	-	-	-
Cash Other	\$ 4,030.00	30.00	-	-
Taxes Receivable	\$ 1,721,283.40	-	-	-
Accounts Receivable/Billings to Others	\$ 809,807.26	-	-	138.02
Accounts Receivable - EMS Billings	\$ 338,304.77	-	-	-
Due from Other Funds	\$ -	-	-	-
Due from Others	\$ 101,092.64	-	-	-
Due from Other Governments	\$ 1,886,799.61	-	-	-
Prepaid Expenditures	\$ 34,146.00	-	-	-
<b>Total Assets</b>	<b>31,090,466.39</b>	<b>297,867.30</b>	<b>61,685.81</b>	<b>480,980.23</b>
<b>Liabilities</b>				
Accounts Payable	\$ 372,357.46	3,231.30	3,042.36	1,247.58
Retainage Payable	\$ -	-	-	-
Due to Other Governments/State Agencies	\$ 109,405.09	-	-	-
Due to Other Funds	\$ -	-	-	-
Due to Others	\$ 1,223,668.03	-	-	-
Payroll, Accrued Payroll and Employee Benefits Payable	\$ 1,655,023.84	-	-	-
Deferred Revenues	\$ 1,721,283.40	-	-	-
Agency Accounts Due to Others	\$ -	-	-	-
<b>Total Liabilities</b>	<b>5,081,737.82</b>	<b>3,231.30</b>	<b>3,042.36</b>	<b>1,247.58</b>
<b>Fund Balance Information</b>				
Total Revenues-Fiscal Year to date	\$ 25,477,837.24	624,859.92	13,162.35	536,497.53
Total Expenses-Fiscal Year to date	\$ 15,079,308.49	(652,344.26)	(9,904.92)	(479,308.09)
<b>Excess (Deficit) of Revenues Over (Under) Expenditures</b>	<b>10,398,528.75</b>	<b>(27,484.34)</b>	<b>3,257.43</b>	<b>57,189.44</b>
<b>Other Sources (Uses) of Funds</b>				
Transfers In From Other Funds	\$ 733,324.00	3,848.60	-	-
Transfers to Other Funds	\$ 733,324.00	(3,848.60)	(.00)	(.00)
Issue of Certificates of Obligation	\$ -	-	-	-
<b>Total Other Financing Sources (Uses)</b>	<b>-</b>	<b>-</b>	<b>-</b>	<b>-</b>
Net Change in Fund Balance-Fiscal Year to Date	10,398,528.75	(27,484.34)	3,257.43	57,189.44
Fund Balance at Beginning of Year	\$ 15,610,199.82	322,120.34	55,386.02	422,543.21
<b>Fund Balance End of Reporting Period</b>	<b>26,008,728.57</b>	<b>294,636.00</b>	<b>58,643.45</b>	<b>479,732.65</b>
<b>Total Liabilities and Fund Balance</b>	<b>\$ 31,090,466.39</b>	<b>\$ 297,867.30</b>	<b>\$ 61,685.81</b>	<b>\$ 480,980.23</b>

Posted as of April 04, 2018

	810 LEOSE Training	CERTZ	Total All Funds
<b>Assets</b>			
Cash Disbursement Accounts	\$ 47,391.50	\$ 362.36	\$ 6,377,819.68
Cash in Bank - Other than Disbursement Accounts	\$ -	\$ -	\$ 48,438.76
Cash Equivalent Texpool	-	-	\$ 12,297,994.22
Cash Equivalent MBIA	-	-	\$ 2,236,917.99
Cash Equivalent DWS	-	-	\$ -
Cash Equivalent - Wells Fargo	-	-	\$ 6,121,951.24
Cash Equivalent Deferred Revenue	-	-	\$ -
Certificate of Deposit	-	-	\$ -
Cash Other	-	-	\$ 4,060.00
Taxes Receivable	-	-	\$ 1,721,283.40
Accounts Receivable/Billings to Others	-	-	\$ 809,945.28
Accounts Receivable - EMS Billings	-	-	\$ 338,304.77
Due from Other Funds	-	-	\$ -
Due from Others	-	-	\$ 101,092.64
Due from Other Governments	-	-	\$ 1,886,799.61
Prepaid Expenditures	-	-	\$ 34,146.00
<b>Total Assets</b>	<b>47,391.50</b>	<b>362.36</b>	<b>31,978,753.59</b>
<b>Liabilities</b>			
Accounts Payable	1,544.76	-	\$ 381,423.46
Retainage Payable	-	-	\$ -
Due to Other Governments/State Agencies	-	-	\$ 109,405.09
Due to Other Funds	-	-	\$ -
Due to Others	-	362.36	\$ 1,224,030.39
Payroll, Accrued Payroll and Employee Benefits Payable	-	-	\$ 1,655,023.84
Deferred Revenues	-	-	\$ 1,721,283.40
Agency Accounts Due to Others	45,846.74	-	\$ 45,846.74
<b>Total Liabilities</b>	<b>47,391.50</b>	<b>362.36</b>	<b>5,137,012.92</b>
<b>Fund Balance Information</b>			
Total Revenues-Fiscal Year to date	-	-	\$ 26,652,357.04
Total Expenses-Fiscal Year to date	(.00)	(.00)	\$ 16,220,865.76
<b>Excess (Deficit) of Revenues Over (Under) Expenditures</b>	-	-	\$ 10,431,491.28
<b>Other Sources (Uses) of Funds</b>			
Transfers In From Other Funds	-	-	\$ 737,172.60
Transfers to Other Funds	(.00)	(.00)	\$ 737,172.60
Issue of Certificates of Obligation	-	-	\$ -
<b>Total Other Financing Sources (Uses)</b>	-	-	\$ -
Net Change in Fund Balance-Fiscal Year to Date	-	-	\$ 10,431,491.28
Fund Balance at Beginning of Year	-	-	\$ 16,410,249.39
<b>Fund Balance End of Reporting Period</b>	-	-	<b>26,841,740.67</b>
<b>Total Liabilities and Fund Balance</b>	<b>\$ 47,391.50</b>	<b>\$ 362.36</b>	<b>\$ 31,978,753.59</b>



**Cash and Investments Report  
As of April 04, 2018**

Transactions Posted as of April 04, 2018

	Cash	ICT	Certificates of Deposit	Total
<b>Agency Funds Maintained by the Department (Balance of as Last Date Reported by the Department)</b>				
850 Agency Fund - County Clerk	\$ 198,886.01	\$ 877,700.69	\$ -	\$ 1,076,586.70
851 Agency Fund - District Clerk	\$ 258,856.09	\$ -	\$ 432,212.03	\$ 691,068.12
852 Agency Fund - Criminal District Attorney	\$ 8,573.83	\$ -	\$ -	\$ 8,573.83
853 Agency Fund - Tax Assessor	\$ 1,152,168.95	\$ -	\$ -	\$ 1,152,168.95
854 Agency Fund - Sheriff	\$ 69,133.82	\$ -	\$ -	\$ 69,133.82
855 Agency Fund - Juvenile	\$ 1,251.26	\$ -	\$ -	\$ 1,251.26
856 Agency Fund - County Treasurer Jury	\$ 92.12	\$ -	\$ -	\$ 92.12
857 Agency Fund - Justice of Peace Precinct 4	\$ 4,516.83	\$ -	\$ -	\$ 4,516.83
858 Agency Fund - Adult Probation	\$ 28,638.11	\$ -	\$ -	\$ 28,638.11
	<b>\$ 1,722,117.02</b>	<b>\$ 877,700.69</b>	<b>\$ 432,212.03</b>	<b>\$ 3,032,029.74</b>



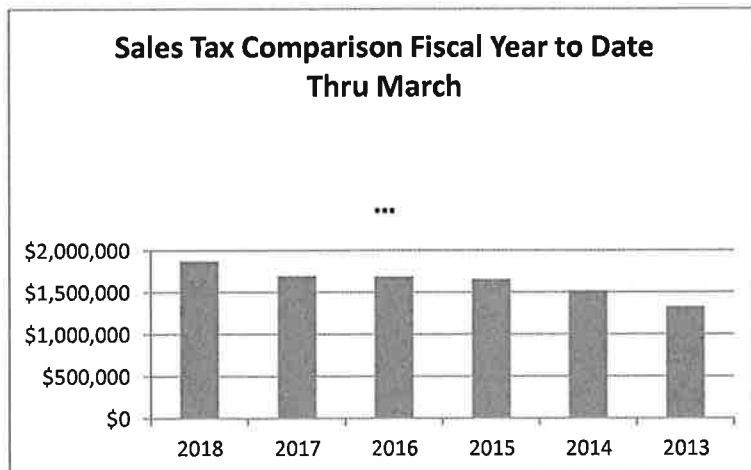
### Sales Tax Revenue Comparison by Fiscal Year

		Fiscal Year 2018	Fiscal Year 2017	Fiscal Year 2016	Fiscal Year 2015	Fiscal Year 2014	Fiscal Year 2013
October	1.35%	\$ 272,435.23	\$ 268,811.19	\$ 262,354.94	\$ 253,167.55	\$ 228,235.12	\$ 207,694.17
November	20.39%	\$ 376,237.61	\$ 312,520.28	\$ 326,826.24	\$ 316,435.12	\$ 273,115.08	\$ 250,722.80
December	11.50%	\$ 285,192.78	\$ 255,783.91	\$ 263,136.19	\$ 259,644.36	\$ 232,250.20	\$ 205,238.72
January	11.32%	\$ 290,351.62	\$ 260,836.98	\$ 241,366.28	\$ 246,946.98	\$ 228,137.92	\$ 193,164.18
February	1.95%	\$ 348,471.45	\$ 341,812.29	\$ 338,929.82	\$ 338,684.20	\$ 304,928.34	\$ 272,032.76
March	17.70%	\$ 297,957.34	\$ 253,149.95	\$ 250,826.50	\$ 236,763.15	\$ 247,652.53	\$ 196,066.24
April		\$ -	\$ 236,622.06	\$ 232,747.89	\$ 253,183.90	\$ 240,315.02	\$ 215,520.13
May		\$ -	\$ 327,878.93	\$ 317,152.54	\$ 308,855.62	\$ 273,452.89	\$ 253,564.55
June		\$ -	\$ 282,842.31	\$ 252,423.35	\$ 269,427.56	\$ 243,995.81	\$ 203,331.16
July		\$ -	\$ 270,157.12	\$ 233,657.18	\$ 240,528.43	\$ 237,019.10	\$ 207,418.17
August		\$ -	\$ 316,882.51	\$ 303,796.87	\$ 300,050.15	\$ 278,381.30	\$ 245,674.14
September		\$ -	\$ 279,531.61	\$ 245,944.74	\$ 250,698.81	\$ 258,903.05	\$ 202,721.25
		<b>\$ 1,870,646.03</b>	<b>\$ 3,406,829.14</b>	<b>\$ 3,269,162.54</b>	<b>\$ 3,274,385.83</b>	<b>\$ 3,046,386.36</b>	<b>\$ 2,653,148.27</b>
One-time Payment			\$ 230,654.85				
			<b>\$ 3,637,483.99</b>				

This time last year \$1,692,914.60  
 % Change (without one-time pymt) 10.50%

<b>Sales Tax Rate for Walker County is</b>	<b>0.5%</b>
State Sales Tax Rate is	6.25%
<b><u>Municipalities Within Walker County</u></b>	
City of Huntsville Sales Tax Rate	1.5%
City of New Waverly Sales Tax Rate	1.5%
City of Riverside Sales Tax Rate	1.5%

Fiscal Year to Date      \$ 1,870,646.03    \$ 1,692,914.60    \$ 1,683,439.97    \$ 1,651,641.36    \$ 1,514,319.19    \$ 1,324,918.87



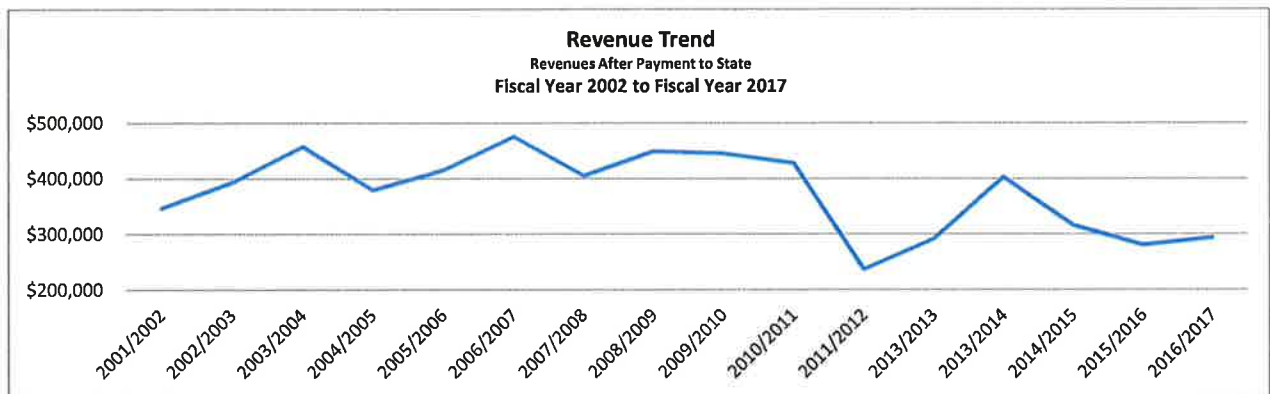
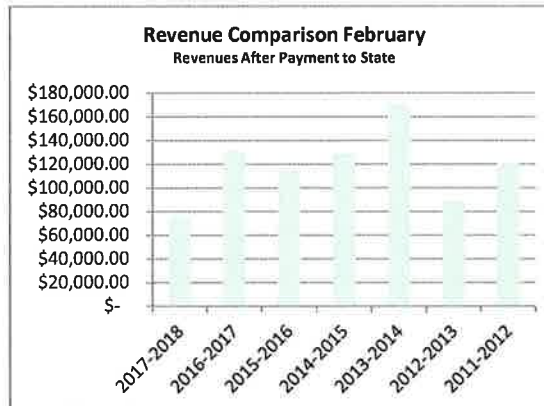
**Weigh Station Revenue Comparison by Fiscal Year**

Comparison Numbers Based on Revenues Retained by Walker County after submission of fines paid to State

	Total		Fiscal Year	Fiscal Year	Fiscal Year	Fiscal Year	Fiscal Year	Fiscal Year	Fiscal Year
	2017-2018	Pd to State	2017-2018	2016-2017	2015-2016	2014-2015	2013-2014	2012-2013	2011-2012
October	\$18,286.20	\$ (1,308.00)	\$16,978.20	\$ 32,892.75	\$ 32,850.80	\$ 21,396.95	\$ 37,594.60	\$ 15,785.20	\$ 38,495.46
November	\$18,154.70	\$ (1,551.00)	\$16,603.70	\$ 23,177.65	\$ 26,687.30	\$ 32,563.40	\$ 33,848.08	\$ 21,504.60	\$ 22,729.62
December	\$12,905.80	\$ (775.50)	\$12,130.30	\$ 18,201.90	\$ 20,807.90	\$ 27,992.90	\$ 48,760.60	\$ 20,500.30	\$ 20,937.00
January	\$22,184.90	\$ (2,292.00)	\$19,892.90	\$ 31,483.40	\$ 16,647.40	\$ 17,248.40	\$ 22,621.10	\$ 15,924.90	\$ 23,468.60
February	\$ 8,667.90	\$ (192.00)	\$ 8,475.90	\$ 25,404.45	\$ 17,151.90	\$ 29,388.60	\$ 27,875.72	\$ 15,252.03	\$ 15,155.29
March	\$ -	\$ -		\$ 33,279.62	\$ 23,128.60	\$ 23,588.37	\$ 35,154.30	\$ 26,823.00	\$ 25,061.81
April	\$ -	\$ -		\$ 22,813.40	\$ 26,739.40	\$ 28,014.00	\$ 35,599.40	\$ 27,404.70	\$ 16,947.80
May	\$ -	\$ -		\$ 27,470.20	\$ 21,976.70	\$ 31,317.86	\$ 30,796.10	\$ 30,159.11	\$ 11,584.60
June	\$ -	\$ -		\$ 17,592.50	\$ 29,828.30	\$ 24,590.39	\$ 31,821.30	\$ 31,535.50	\$ 17,058.45
July	\$ -	\$ -		\$ 22,612.15	\$ 19,687.35	\$ 23,584.04	\$ 34,821.30	\$ 28,477.50	\$ 18,379.20
August	\$ -	\$ -		\$ 17,220.00	\$ 25,471.95	\$ 32,080.05	\$ 36,615.70	\$ 26,130.80	\$ 15,343.50
September	\$ -	\$ -		\$ 22,472.15	\$ 20,133.90	\$ 25,131.54	\$ 28,502.80	\$ 32,840.69	\$ 12,209.70
	\$80,199.50	\$ (6,118.50)	\$74,081.00	\$294,620.17	\$281,111.50	\$316,896.50	\$404,011.00	\$292,338.33	\$237,371.03

This time last year \$131,160.15  
% Change -43.50%

Fiscal Year to Date \$80,199.50 \$ (6,118.50) \$74,081.00 \$131,160.15 \$114,145.30 \$128,590.25 \$170,700.10 \$ 88,967.03 \$120,785.97



Amended Budget for FY 17/18

	From Tax rate	County Road and Bridge Operations	Weigh Station Request for Part-Time Person
Justice of Peace Pct 4	\$ 43,761.00	\$ -	\$ -
Weigh Station Utilities	\$ 25,187.00	\$ -	\$ -
Weigh Station Personnel	\$ -	\$ -	\$ 20,000.00
Weigh Station Maintenance	\$ 10,000.00	\$ -	\$ -
Road and Bridge Operations	\$ -	\$ 240,000.00	\$ -
	\$ 78,948.00	\$ 240,000.00	\$ 20,000.00

**Walker County Budget vs Actual Report**  
**As of the Month ended February 28, 2018 Posted as of April 4, 2018**  
**Year to Date for the Fiscal Year Ending September 30, 2018**

Account		Original Budget	Revised Budget	Actual	Encumbrance	Remaining	Pct
<b>101 - General Fund - 11101 - Revenues-General Fund</b>							
Revenues							
101.40110.11101	Current Ad Valorem Taxes	(14,457,715)	(14,457,715)	(13,720,541.04)	0.00	(737,173.96)	94.90 %
101.40120.11101	Delinquent Ad Valorem Taxes	(300,000)	(300,000)	(249,852.13)	0.00	(50,147.87)	83.28 %
101.40130.11101	Penalties and Interest-Ad Valorem Taxes	(230,000)	(230,000)	(104,491.95)	0.00	(125,508.05)	45.43 %
101.40400.11101	Sales Tax	(3,375,000)	(3,375,000)	(1,572,688.69)	0.00	(1,802,311.31)	46.60 %
101.40500.11101	Payment In Lieu of Taxes	(20,494)	(20,494)	(7,054.23)	0.00	(13,439.77)	34.42 %
101.40501.11101	Property Taxes-Other(VIT)	0	0	(17,196.29)	0.00	17,196.29	
101.40510.11101	Mixed Beverage Tax	(102,000)	(102,000)	(50,817.67)	0.00	(51,182.33)	49.82 %
101.42410.11101	Intergovernmental Funds	(55,000)	(55,000)	(36,850.00)	0.00	(18,150.00)	67.00 %
101.43010.11101	Fees of Office/Charges for Service	(91,850)	(91,850)	(53,347.54)	0.00	(38,502.46)	58.08 %
101.48110.11101	Other Revenue	(25,000)	(25,000)	(13,091.27)	0.00	(11,908.73)	52.37 %
101.48200.11101	Insurance Refunds/Credits	(26,000)	(26,000)	(60,940.39)	0.00	34,940.39	234.39 %
	Revenues Total	(18,683,059)	(18,683,059)	(15,886,871.20)	0.00	(2,796,187.80)	85.03 %
<b>101 - General Fund - 15010 - County Judge</b>							
Revenues							
101.42010.15010	State Funds	(25,200)	(25,200)	(15,230.46)	0.00	(9,969.54)	60.44 %
	Revenues Total	(25,200)	(25,200)	(15,230.46)	0.00	(9,969.54)	60.44 %
<b>101 - General Fund - 15020 - County Judge - IT Operations</b>							
Revenues							
101.43010.15020	Fees of Office/Charges for Service	(12,000)	(12,000)	0.00	0.00	(12,000.00)	0.00 %
	Revenues Total	(12,000)	(12,000)	0.00	0.00	(12,000.00)	0.00 %
<b>101 - General Fund - 15050 - County Clerk</b>							
Revenues							
101.43010.15050	Fees of Office/Charges for Service	(350,000)	(350,000)	(143,123.24)	0.00	(206,876.76)	40.89 %
101.43700.15050	Supplemental Guardianship Fees	0	0	(1,620.00)	0.00	1,620.00	
101.47040.15050	TimePmt10%- Court Improvement	(340)	(340)	(152.99)	0.00	(187.01)	45.00 %
	Revenues Total	(350,340)	(350,340)	(144,896.23)	0.00	(205,443.77)	41.36 %
<b>101 - General Fund - 16010 - Voter Registration</b>							
Revenues							
101.43010.16010	Fees of Office/Charges for Service	(300)	(300)	(755.20)	0.00	455.20	251.73 %



**Walker County Budget vs Actual Report**  
**As of the Month ended February 28, 2018 Posted as of April 4, 2018**  
**Year to Date for the Fiscal Year Ending September 30, 2018**

Page 2 of 21

4/5/2018 2:30:31 PM

Account		Original Budget	Revised Budget	Actual	Encumbrance	Remaining	Pct
	Revenues Total	(300)	(300)	(755.20)	0.00	455.20	251.73 %

**101 - General Fund - 16020 - Elections**

Revenues							
101.42410.16020	Intergovernmental Funds	(30,000)	(30,000)	(22,301.63)	0.00	(7,698.37)	74.34 %
	Revenues Total	(30,000)	(30,000)	(22,301.63)	0.00	(7,698.37)	74.34 %

**101 - General Fund - 17010 - County Facilities**

Revenues							
101.43010.17010	Fees of Office/Charges for Service	(5,000)	(5,000)	0.00	0.00	(5,000.00)	0.00 %
101.46040.17010	WCHA Utilities Reimbursement	(6,000)	(6,000)	(2,500.00)	0.00	(3,500.00)	41.67 %
101.48110.17010	Other Revenue	0	0	(38.90)	0.00	38.90	
101.48200.17010	Insurance Refunds/Credits	0	(244,842)	(244,842.80)	0.00	0.80	100.00 %
	Revenues Total	(11,000)	(255,842)	(247,381.70)	0.00	(8,460.30)	96.69 %

**101 - General Fund - 17020 - Facilities-Justice Center Municipal Allocation**

Revenues							
101.42410.17020	Intergovernmental Funds	(10,983)	(10,983)	(774.58)	0.00	(10,208.42)	7.05 %
	Revenues Total	(10,983)	(10,983)	(774.58)	0.00	(10,208.42)	7.05 %

**101 - General Fund - 20010 - County Auditor**

Revenues							
101.43010.20010	Fees of Office/Charges for Service	(41,700)	(41,700)	(39,259.40)	0.00	(2,440.60)	94.15 %
	Revenues Total	(41,700)	(41,700)	(39,259.40)	0.00	(2,440.60)	94.15 %

**101 - General Fund - 20020 - County Treasurer**

Revenues							
101.48010.20020	Interest	(90,000)	(90,000)	(72,842.79)	0.00	(17,157.21)	80.94 %
101.48110.20020	Other Revenue	0	0	(316.76)	0.00	316.76	
	Revenues Total	(90,000)	(90,000)	(73,159.55)	0.00	(16,840.45)	81.29 %

**101 - General Fund - 20030 - County Treasurer - Collections**

Revenues							
101.43010.20030	Fees of Office/Charges for Service	(5,800)	(5,800)	(2,229.47)	0.00	(3,570.53)	38.44 %
	Revenues Total	(5,800)	(5,800)	(2,229.47)	0.00	(3,570.53)	38.44 %

**Walker County Budget vs Actual Report**  
**As of the Month ended February 28, 2018 Posted as of April 4, 2018**  
**Year to Date for the Fiscal Year Ending September 30, 2018**

Account		Original Budget	Revised Budget	Actual	Encumbrance	Remaining	Pct
<b>101 - General Fund - 21010 - Vehicle Registration</b>							
Revenues							
101.40510.21010	Mixed Beverage Tax	(13,400)	(13,400)	(3,062.50)	0.00	(10,337.50)	22.85 %
101.43010.21010	Fees of Office/Charges for Service	(2,200)	(2,200)	(175.86)	0.00	(2,024.14)	7.99 %
101.44100.21010	Vehicle Registration Commissions	(540,000)	(540,000)	(55,402.75)	0.00	(484,597.25)	10.26 %
101.44210.21010	Certificates of Title	(61,500)	(61,500)	(26,405.00)	0.00	(35,095.00)	42.93 %
	Revenues Total	(617,100)	(617,100)	(85,046.11)	0.00	(532,053.89)	13.78 %

**101 - General Fund - 30010 - Courts-Central Costs**

Revenues							
101.42010.30010	State Funds	(10,000)	(10,000)	(6,460.00)	0.00	(3,540.00)	64.60 %
101.42030.30010	State Funds-Indigent Defense	(60,904)	(60,904)	(32,497.50)	0.00	(28,406.50)	53.36 %
101.42040.30010	State Funds-Capital Murder	0	(37,927)	0.00	0.00	(37,927.00)	0.00 %
101.43740.30010	Bond Fees-General Fund	(500)	(500)	(500.00)	0.00	0.00	100.00 %
101.47041.30010	JudicialSupportFee .60 District Courts	(100)	(100)	(39.84)	0.00	(60.16)	39.84 %
101.47042.30010	JudicialSupportFee .60 Court at Law	(100)	(100)	(40.24)	0.00	(59.76)	40.24 %
101.47050.30010	JudicialSupportFee .60 Justice Courts	(4,000)	(4,000)	(1,177.09)	0.00	(2,822.91)	29.43 %
	Revenues Total	(75,604)	(113,531)	(40,714.67)	0.00	(72,816.33)	35.86 %

**101 - General Fund - 30020 - County Court at Law**

Revenues							
101.42010.30020	State Funds	(84,000)	(84,000)	(21,000.00)	0.00	(63,000.00)	25.00 %
101.43010.30020	Fees of Office/Charges for Service	(26,000)	(26,000)	(15,072.13)	0.00	(10,927.87)	57.97 %
101.47020.30020	Court Costs	(8,700)	(8,700)	(3,680.82)	0.00	(5,019.18)	42.31 %
101.47030.30020	Court Costs - Attorney Fees	(15,000)	(15,000)	(12,779.15)	0.00	(2,220.85)	85.19 %
101.47040.30020	TimePmt10%-Court Improvement	(370)	(370)	(135.80)	0.00	(234.20)	36.70 %
101.47800.30020	Bond Forfeitures	0	0	(8,500.00)	0.00	8,500.00	
	Revenues Total	(134,070)	(134,070)	(61,167.90)	0.00	(72,902.10)	45.62 %

**101 - General Fund - 30030 - 12th Judicial District Court**

Revenues							
101.42410.30030	Intergovernmental Funds	(49,300)	(49,300)	(12,208.02)	0.00	(37,091.98)	24.76 %
101.43010.30030	Fees of Office/Charges for Service	(1,400)	(1,400)	(723.18)	0.00	(676.82)	51.66 %
101.47020.30030	Court Costs	(1,800)	(1,800)	(1,080.01)	0.00	(719.99)	60.00 %
101.47030.30030	Court Costs - Attorney Fees	(5,000)	(5,000)	(1,838.33)	0.00	(3,161.67)	36.77 %
101.47040.30030	TimePmt10%-Court Improvement	(100)	(100)	(91.83)	0.00	(8.17)	91.83 %
	Revenues Total	(57,600)	(57,600)	(15,941.37)	0.00	(41,658.63)	27.68 %



**Walker County Budget vs Actual Report**  
**As of the Month ended February 28, 2018 Posted as of April 4, 2018**  
**Year to Date for the Fiscal Year Ending September 30, 2018**

Account		Original Budget	Revised Budget	Actual	Encumbrance	Remaining	Pct
<b>101 - General Fund - 30040 - 278th Judicial District Court</b>							
Revenues							
101.42410.30040	Intergovernmental Funds	(30,000)	(30,000)	(20,211.74)	0.00	(9,788.26)	67.37 %
101.43010.30040	Fees of Office/Charges for Service	(1,500)	(1,500)	(586.43)	0.00	(913.57)	39.10 %
101.47020.30040	Court Costs	(2,000)	(2,000)	(657.56)	0.00	(1,342.44)	32.88 %
101.47030.30040	Court Costs - Attorney Fees	(5,000)	(5,000)	(3,501.59)	0.00	(1,498.41)	70.03 %
101.47040.30040	TimePmt10%-Court Improvement	(15)	(15)	0.00	0.00	(15.00)	0.00 %
	Revenues Total	(38,515)	(38,515)	(24,957.32)	0.00	(13,557.68)	64.80 %

**101 - General Fund - 31010 - District Clerk**

Revenues							
101.43010.31010	Fees of Office/Charges for Service	(102,000)	(102,000)	(44,927.36)	0.00	(57,072.64)	44.05 %
101.43710.31010	Family Protection Fee	0	0	(1,204.21)	0.00	1,204.21	
101.47040.31010	TimePmt10%-Court Improvement	(125)	(125)	(37.33)	0.00	(87.67)	29.86 %
	Revenues Total	(102,125)	(102,125)	(46,168.90)	0.00	(55,956.10)	45.21 %

**101 - General Fund - 32010 - Criminal District Attorney**

Revenues							
101.42010.32010	State Funds	(4,300)	(4,300)	(1,822.90)	0.00	(2,477.10)	42.39 %
101.42020.32010	State Longevity Pay	(5,300)	(5,300)	(4,430.00)	0.00	(870.00)	83.58 %
101.43010.32010	Fees of Office/Charges for Service	0	0	(5.00)	0.00	5.00	
	Revenues Total	(9,600)	(9,600)	(6,257.90)	0.00	(3,342.10)	65.19 %

**101 - General Fund - 33010 - Justice of Peace Precinct 1**

Revenues							
101.43010.33010	Fees of Office/Charges for Service	(63,000)	(63,000)	(33,575.23)	0.00	(29,424.77)	53.29 %
101.47040.33010	TimePmt10%-Court Improvement	(620)	(620)	(226.81)	0.00	(393.19)	36.58 %
	Revenues Total	(63,620)	(63,620)	(33,802.04)	0.00	(29,817.96)	53.13 %

**101 - General Fund - 33020 - Justice of Peace Precinct 2**

Revenues							
101.43010.33020	Fees of Office/Charges for Service	(21,000)	(21,000)	(8,656.02)	0.00	(12,343.98)	41.22 %
101.43599.33020	Cash Short and Over	0	0	100.00	0.00	(100.00)	
101.47040.33020	TimePmt10%-Court Improvement	(100)	(100)	0.00	0.00	(100.00)	0.00 %
	Revenues Total	(21,100)	(21,100)	(8,556.02)	0.00	(12,543.98)	40.55 %

**101 - General Fund - 33030 - Justice of Peace Precinct 3**



**Walker County Budget vs Actual Report**  
**As of the Month ended February 28, 2018 Posted as of April 4, 2018**  
**Year to Date for the Fiscal Year Ending September 30, 2018**

Page 5 of 21

4/5/2018 2:30:31 PM

Account		Original Budget	Revised Budget	Actual	Encumbrance	Remaining	Pct
Revenues							
101.43010.33030	Fees of Office/Charges for Service	(16,000)	(16,000)	(7,279.72)	0.00	(8,720.28)	45.50 %
101.47040.33030	TimePmt10%-Court Improvement	(100)	(100)	0.00	0.00	(100.00)	0.00 %
	Revenues Total	(16,100)	(16,100)	(7,279.72)	0.00	(8,820.28)	45.22 %

**101 - General Fund - 33040 - Justice of Peace Precinct 4**

Revenues							
101.43010.33040	Fees of Office/Charges for Service	(82,000)	(82,000)	(30,429.71)	0.00	(51,570.29)	37.11 %
101.47040.33040	TimePmt10%-Court Improvement	(520)	(520)	(203.52)	0.00	(316.48)	39.14 %
101.47606.33040	License and Weight Fines	(43,761)	0	0.00	0.00	0.00	
	Revenues Total	(126,281)	(82,520)	(30,633.23)	0.00	(51,886.77)	37.12 %

**101 - General Fund - 36010 - Juvenile Probation Support - General Fund**

Revenues							
101.43750.36010	Probation Fees - General Fund	(3,800)	(3,800)	(1,218.80)	0.00	(2,581.20)	32.07 %
	Revenues Total	(3,800)	(3,800)	(1,218.80)	0.00	(2,581.20)	32.07 %

**101 - General Fund - 41010 - Sheriff**

Revenues							
101.43010.41010	Fees of Office/Charges for Service	(2,000)	(2,000)	(838.73)	0.00	(1,161.27)	41.94 %
101.43050.41010	Copies	0	0	(88.00)	0.00	88.00	
101.43740.41010	Bond Fees-General Fund	(1,900)	(1,900)	(880.50)	0.00	(1,019.50)	46.34 %
101.48110.41010	Other Revenue	0	0	(3,657.00)	0.00	3,657.00	
	Revenues Total	(3,900)	(3,900)	(5,464.23)	0.00	1,564.23	140.11 %

**101 - General Fund - 41030 - Sheriff Estray**

Revenues							
101.43010.41030	Fees of Office/Charges for Service	(1,500)	(1,500)	(790.99)	0.00	(709.01)	52.73 %
	Revenues Total	(1,500)	(1,500)	(790.99)	0.00	(709.01)	52.73 %

**101 - General Fund - 44001 - Constables Central**

Revenues							
101.43020.44001	Serving Papers	(175,000)	(175,000)	(67,261.34)	0.00	(107,738.66)	38.44 %
	Revenues Total	(175,000)	(175,000)	(67,261.34)	0.00	(107,738.66)	38.44 %



**Walker County Budget vs Actual Report**  
**As of the Month ended February 28, 2018 Posted as of April 4, 2018**  
**Year to Date for the Fiscal Year Ending September 30, 2018**

Page 6 of 21

4/5/2018 2:30:31 PM

Account		Original Budget	Revised Budget	Actual	Encumbrance	Remaining	Pct
<b>101 - General Fund - 44010 - Constable Precinct 1</b>							
Revenues							
101.43010.44010	Fees of Office/Charges for Service	0	0	(25.00)	0.00	25.00	
	Revenues Total	0	0	(25.00)	0.00	25.00	
<b>101 - General Fund - 44020 - Constable Precinct 2</b>							
Revenues							
101.43010.44020	Fees of Office/Charges for Service	0	0	(10.00)	0.00	10.00	
	Revenues Total	0	0	(10.00)	0.00	10.00	
<b>101 - General Fund - 44030 - Constable Precinct 3</b>							
Revenues							
101.43010.44030	Fees of Office/Charges for Service	0	0	(5.00)	0.00	5.00	
101.43020.44030	Serving Papers	0	0	(400.00)	0.00	400.00	
	Revenues Total	0	0	(405.00)	0.00	405.00	
<b>101 - General Fund - 44040 - Constable Precinct 4</b>							
Revenues							
101.43010.44040	Fees of Office/Charges for Service	0	0	(277.10)	0.00	277.10	
101.43020.44040	Serving Papers	0	0	(305.00)	0.00	305.00	
	Revenues Total	0	0	(582.10)	0.00	582.10	
<b>101 - General Fund - 45020 - Weigh Station Utilites and Services</b>							
Revenues							
101.47606.45020	License and Weight Fines	(25,187)	0	0.00	0.00	0.00	
	Revenues Total	(25,187)	0	0.00	0.00	0.00	
<b>101 - General Fund - 45040 - Weigh Station Site Support Personnell</b>							
Revenues							
101.47606.45040	License and Weight Fines	(16,524)	0	0.00	0.00	0.00	
	Revenues Total	(16,524)	0	0.00	0.00	0.00	
<b>101 - General Fund - 46010 - Emergency Operations</b>							



**Walker County Budget vs Actual Report**  
**As of the Month ended February 28, 2018 Posted as of April 4, 2018**  
**Year to Date for the Fiscal Year Ending September 30, 2018**

Page 7 of 21

4/5/2018 2:30:31 PM

Account		Original Budget	Revised Budget	Actual	Encumbrance	Remaining	Pct
Revenues							
101.46020.46010	Rent of Shelter	(7,000)	(7,000)	0.00	0.00	(7,000.00)	0.00 %
Revenues Total		(7,000)	(7,000)	0.00	0.00	(7,000.00)	0.00 %

**101 - General Fund - 46100 - Walker County EMS - Emergency Services**

Revenues							
101.43996.46100	Refund	0	0	86.88	0.00	(86.88)	
Revenues Total		0	0	86.88	0.00	(86.88)	

**101 - General Fund - 50010 - County Jail**

Revenues							
101.42010.50010	State Funds	0	0	(254.00)	0.00	254.00	
101.42470.50010	Inmate Housing-Other Counties	0	0	(15,614.00)	0.00	15,614.00	
101.43060.50010	Coin Phones	(72,000)	(72,000)	(27,064.08)	0.00	(44,935.92)	37.59 %
Revenues Total		(72,000)	(72,000)	(42,932.08)	0.00	(29,067.92)	59.63 %

**101 - General Fund - 50020 - County Jail Inmate Medical Cost Center**

Revenues							
101.43400.50020	Charges to Hospital District	(84,000)	(84,000)	(36,776.00)	0.00	(47,224.00)	43.78 %
Revenues Total		(84,000)	(84,000)	(36,776.00)	0.00	(47,224.00)	43.78 %

**101 - General Fund - 50110 - Adult Probation Support- General Fund**

Revenues							
101.43010.50110	Fees of Office/Charges for Service	0	0	(4,579.00)	0.00	4,579.00	
Revenues Total		0	0	(4,579.00)	0.00	4,579.00	

**101 - General Fund - 61020 - Planning and Development**

Revenues							
101.41020.61020	Licenses and Permits	(150,000)	(150,000)	(78,027.31)	0.00	(71,972.69)	52.02 %
101.41030.61020	OSSF Fees	(54,000)	(54,000)	(21,165.00)	0.00	(32,835.00)	39.19 %
101.43010.61020	Fees of Office/Charges for Service	0	0	(50.00)	0.00	50.00	
101.43599.61020	Cash Short and Over	0	0	(0.01)	0.00	0.01	
Revenues Total		(204,000)	(204,000)	(99,242.32)	0.00	(104,757.68)	48.65 %

**101 - General Fund - 61050 - Litter Control - General Fund**

**Walker County Budget vs Actual Report**  
**As of the Month ended February 28, 2018 Posted as of April 4, 2018**  
**Year to Date for the Fiscal Year Ending September 30, 2018**

Account		Original Budget	Revised Budget	Actual	Encumbrance	Remaining	Pct
Revenues							
101.48200.61050	Insurance Refunds/Credits	0	(8,514)	(8,514.90)	0.00	0.90	100.01 %
	Revenues Total	0	(8,514)	(8,514.90)	0.00	0.90	100.01 %

<b>Fund Totals</b>		(21,115,008)	(21,320,819)	(17,061,099.48)	0.00	(4,259,719.52)	80.02 %
--------------------	--	--------------	--------------	-----------------	------	----------------	---------

**105 - General Projects Fund - 11105 - Revenues-General Projects Fund**

Revenues							
105.48010.11105	Interest	(4,000)	(4,000)	(6,695.20)	0.00	2,695.20	167.38 %
105.48110.11105	Other Revenue	0	0	(200.00)	0.00	200.00	
105.49901.11105	Transfer from General Fund	(250,000)	(250,000)	0.00	0.00	(250,000.00)	0.00 %
	Revenues Total	(254,000)	(254,000)	(6,895.20)	0.00	(247,104.80)	2.71 %

<b>Fund Totals</b>		(254,000)	(254,000)	(6,895.20)	0.00	(247,104.80)	2.71 %
--------------------	--	-----------	-----------	------------	------	--------------	--------

**185 - Healthy County Initiative Fund - 11185 - Revenues-Healthy County Initiative**

Revenues							
185.48010.11185	Interest	(25)	(25)	(74.69)	0.00	49.69	298.76 %
185.48110.11185	Other Revenue	(3,000)	(3,000)	(1,050.00)	0.00	(1,950.00)	35.00 %
	Revenues Total	(3,025)	(3,025)	(1,124.69)	0.00	(1,900.31)	37.18 %

<b>Fund Totals</b>		(3,025)	(3,025)	(1,124.69)	0.00	(1,900.31)	37.18 %
--------------------	--	---------	---------	------------	------	------------	---------

**192 - Debt Service Fund - 11192 - Revenues-Debt Service Fund**

Revenues							
192.40110.11192	Current Ad Valorem Taxes	(1,148,916)	(1,148,916)	(1,237,038.78)	0.00	88,122.78	107.67 %
192.40120.11192	Delinquent Ad Valorem Taxes	(25,000)	(25,000)	(20,338.75)	0.00	(4,661.25)	81.36 %
192.40130.11192	Penalties and Interest-Ad Valorem Taxes	(16,800)	(16,800)	(7,911.04)	0.00	(8,888.96)	47.09 %
192.48010.11192	Interest	(2,000)	(2,000)	(1,409.00)	0.00	(591.00)	70.45 %
	Revenues Total	(1,192,716)	(1,192,716)	(1,266,697.57)	0.00	73,981.57	106.20 %

<b>Fund Totals</b>		(1,192,716)	(1,192,716)	(1,266,697.57)	0.00	73,981.57	106.20 %
--------------------	--	-------------	-------------	----------------	------	-----------	----------

**220 - Road and Bridge Fund - 11220 - Revenues-Road and Bridge Fund**

**Walker County Budget vs Actual Report**  
**As of the Month ended February 28, 2018 Posted as of April 4, 2018**  
**Year to Date for the Fiscal Year Ending September 30, 2018**

Account		Original Budget	Revised Budget	Actual	Encumbrance	Remaining	Pct
<b>Revenues</b>							
220.40110.11220	Current Ad Valorem Taxes	(2,680,616)	(2,680,616)	(2,562,937.93)	0.00	(117,678.07)	95.61 %
220.42010.11220	State Funds	(90,000)	(90,000)	(70,431.32)	0.00	(19,568.68)	78.26 %
220.42630.11220	US Forest Service	(16,000)	(16,000)	(27,027.74)	0.00	11,027.74	168.92 %
220.44510.11220	Road and Bridge Fees	(470,000)	(470,000)	(196,560.00)	0.00	(273,440.00)	41.82 %
220.44610.11220	License Fee Registration	(360,000)	(360,000)	(360,000.00)	0.00	0.00	100.00 %
220.47601.11220	JP #1 Fines	(160,000)	(160,000)	(66,997.49)	0.00	(93,002.51)	41.87 %
220.47602.11220	JP #2 Fines	(72,000)	(72,000)	(23,174.62)	0.00	(48,825.38)	32.19 %
220.47603.11220	JP #3 Fines	(50,000)	(50,000)	(21,324.65)	0.00	(28,675.35)	42.65 %
220.47604.11220	JP #4 Fines	(80,000)	(80,000)	(21,260.04)	0.00	(58,739.96)	26.58 %
220.47606.11220	License and Weight Fines	(280,000)	(330,000)	(71,789.00)	0.00	(258,211.00)	21.75 %
220.47610.11220	County Court at Law Fines	(160,000)	(160,000)	(72,443.97)	0.00	(87,556.03)	45.28 %
220.47622.11220	District Courts Fines	(130,000)	(130,000)	(59,223.35)	0.00	(70,776.65)	45.56 %
220.48010.11220	Interest	(3,000)	(3,000)	(1,673.04)	0.00	(1,326.96)	55.77 %
220.49901.11220	Transfer from General Fund	(660,000)	(660,000)	(660,000.00)	0.00	0.00	100.00 %
	<b>Revenues Total</b>	<b>(5,211,616)</b>	<b>(5,261,616)</b>	<b>(4,214,843.15)</b>	<b>0.00</b>	<b>(1,046,772.85)</b>	<b>80.11 %</b>

**220 - Road and Bridge Fund - 82230 - Road and Bridge Precinct 3**

<b>Revenues</b>							
220.42710.82230	Disaster Relief Funds	0	(11,760)	(11,760.47)	0.00	0.47	100.00 %
220.48110.82230	Other Revenue	0	(838)	(838.06)	0.00	0.06	100.01 %
	<b>Revenues Total</b>	<b>0</b>	<b>(12,598)</b>	<b>(12,598.53)</b>	<b>0.00</b>	<b>0.53</b>	<b>100.00 %</b>

**220 - Road and Bridge Fund - 82240 - Road and Bridge Precinct 4**

<b>Revenues</b>							
220.42710.82240	Disaster Relief Funds	0	(2,227)	(2,227.86)	0.00	0.86	100.04 %
220.48110.82240	Other Revenue	0	(892)	(892.95)	0.00	0.95	100.11 %
	<b>Revenues Total</b>	<b>0</b>	<b>(3,119)</b>	<b>(3,120.81)</b>	<b>0.00</b>	<b>1.81</b>	<b>100.06 %</b>

<b>Fund Totals</b>	<b>(5,211,616)</b>	<b>(5,277,333)</b>	<b>(4,230,562.49)</b>	<b>0.00</b>	<b>(1,046,770.51)</b>	<b>80.16 %</b>
--------------------	--------------------	--------------------	-----------------------	-------------	-----------------------	----------------

**301 - Walker County EMS Fund - 11301 - Revenues-Walker County EMS Fund**

<b>Revenues</b>							
301.43010.11301	Fees of Office/Charges for Service	(5,000)	(5,000)	(3,281.50)	0.00	(1,718.50)	65.63 %
301.43800.11301	Ambulance Emergency Fees	(1,875,000)	(1,875,000)	(814,895.63)	0.00	(1,060,104.37)	43.46 %
301.43801.11301	Ambulance Transfer Fees	(320,000)	(320,000)	(143,561.72)	0.00	(176,438.28)	44.86 %
301.43997.11301	WriteOffs Collected	0	0	(2,908.49)	0.00	2,908.49	
301.48010.11301	Interest	(2,000)	(2,000)	(2,972.74)	0.00	972.74	148.64 %



**Walker County Budget vs Actual Report**  
**As of the Month ended February 28, 2018 Posted as of April 4, 2018**  
**Year to Date for the Fiscal Year Ending September 30, 2018**

Page 10 of 21

4/5/2018 2:30:31 PM

Account		Original Budget	Revised Budget	Actual	Encumbrance	Remaining	Pct
301.49901.11301	Transfer from General Fund	(907,000)	(907,000)	0.00	0.00	(907,000.00)	0.00 %
	Revenues Total	(3,109,000)	(3,109,000)	(967,620.08)	0.00	(2,141,379.92)	31.12 %

**301 - Walker County EMS Fund - 46100 - Walker County EMS - Emergency Services**

Revenues

301.43996.46100	Refund	0	0	9,812.77	0.00	(9,812.77)	
301.48200.46100	Insurance Refunds/Credits	0	0	(11,693.80)	0.00	11,693.80	
	Revenues Total	0	0	(1,881.03)	0.00	1,881.03	

**301 - Walker County EMS Fund - 46110 - Walker County EMS - Transfer Services**

Revenues

301.43996.46110	Refund	0	0	2,503.48	0.00	(2,503.48)	
	Revenues Total	0	0	2,503.48	0.00	(2,503.48)	

<b>Fund Totals</b>		(3,109,000)	(3,109,000)	(966,997.63)	0.00	(2,142,002.37)	31.10 %
--------------------	--	-------------	-------------	--------------	------	----------------	---------

**460 - Affordable Housing Initiatives - 62040 - Affordable Housing Initiatives**

Revenues

460.48010.62040	Interest	0	0	(244.74)	0.00	244.74	
	Revenues Total	0	0	(244.74)	0.00	244.74	

<b>Fund Totals</b>		0	0	(244.74)	0.00	244.74#Error	
--------------------	--	---	---	----------	------	--------------	--

**473 - AutoTheft Task Force - 42080 - AutoTheft Task Force**

Revenues

473.42010.42080	State Funds	0	0	(20,912.82)	0.00	20,912.82	
	Revenues Total	0	0	(20,912.82)	0.00	20,912.82	

<b>Fund Totals</b>		0	0	(20,912.82)	0.00	20,912.82#Error	
--------------------	--	---	---	-------------	------	-----------------	--

**474 - District Attorney Victim Assistance Coord - 32091 - District Attorney Victim Assistance Coord**

**Walker County Budget vs Actual Report**  
**As of the Month ended February 28, 2018 Posted as of April 4, 2018**  
**Year to Date for the Fiscal Year Ending September 30, 2018**

Account		Original Budget	Revised Budget	Actual	Encumbrance	Remaining	Pct
Revenues							
474.42620.32091	Federal Funds	(45,248)	(45,248)	(21,140.31)	0.00	(24,107.69)	46.72 %
474.49901.32091	Transfer from General Fund	(18,270)	(18,270)	(18,270.00)	0.00	0.00	100.00 %
	Revenues Total	(63,518)	(63,518)	(39,410.31)	0.00	(24,107.69)	62.05 %

<b>Fund Totals</b>		(63,518)	(63,518)	(39,410.31)	0.00	(24,107.69)	62.05 %
--------------------	--	----------	----------	-------------	------	-------------	---------

**475 - District Attorney Prosecutor Grant - 32092 - District Attorney Prosecutor Grant**

Revenues							
475.42620.32092	Federal Funds	(21,423)	(21,423)	(16,292.57)	0.00	(5,130.43)	76.05 %
475.49901.32092	Transfer from General Fund	(11,536)	(11,536)	(11,536.00)	0.00	0.00	100.00 %
	Revenues Total	(32,959)	(32,959)	(27,828.57)	0.00	(5,130.43)	84.43 %

<b>Fund Totals</b>		(32,959)	(32,959)	(27,828.57)	0.00	(5,130.43)	84.43 %
--------------------	--	----------	----------	-------------	------	------------	---------

**485 - Grants - Homeland Security Fund - 48818 - Homeland Security Grant 2017**

Revenues							
485.42360.48818	Grants-Homeland Security	(49,900)	(49,900)	(30,556.00)	0.00	(19,344.00)	61.23 %
	Revenues Total	(49,900)	(49,900)	(30,556.00)	0.00	(19,344.00)	61.23 %

<b>Fund Totals</b>		(49,900)	(49,900)	(30,556.00)	0.00	(19,344.00)	61.23 %
--------------------	--	----------	----------	-------------	------	-------------	---------

**511 - County Records Management and Preservation Fund - 11511 - Revenues-County Records Management and Preservation Fund**

Revenues							
511.43010.11511	Fees of Office/Charges for Service	(19,000)	(19,000)	(7,369.59)	0.00	(11,630.41)	38.79 %
511.48010.11511	Interest	(15)	(15)	(0.67)	0.00	(14.33)	4.47 %
	Revenues Total	(19,015)	(19,015)	(7,370.26)	0.00	(11,644.74)	38.76 %

<b>Fund Totals</b>		(19,015)	(19,015)	(7,370.26)	0.00	(11,644.74)	38.76 %
--------------------	--	----------	----------	------------	------	-------------	---------

**512 - County Records Preservation II Fund - 11512 - Revenues-County Records Preservation II Fund**

Revenues							
512.43010.11512	Fees of Office/Charges for Service	(10,000)	(10,000)	(4,498.62)	0.00	(5,501.38)	44.99 %





**Walker County Budget vs Actual Report**  
**As of the Month ended February 28, 2018 Posted as of April 4, 2018**  
**Year to Date for the Fiscal Year Ending September 30, 2018**

Page 12 of 21

4/5/2018 2:30:31 PM

Account		Original Budget	Revised Budget	Actual	Encumbrance	Remaining	Pct
512.48010.11512	Interest	0	0	(150.62)	0.00	150.62	
	Revenues Total	(10,000)	(10,000)	(4,649.24)	0.00	(5,350.76)	46.49 %
	<b>Fund Totals</b>	(10,000)	(10,000)	(4,649.24)	0.00	(5,350.76)	46.49 %

**515 - County Clerk Records Management and Preservation Fund - 11515 - Revenues-County Clerk Records Management and Preservation Fund**  
Revenues

515.43010.11515	Fees of Office/Charges for Service	(94,000)	(94,000)	(38,300.43)	0.00	(55,699.57)	40.75 %
515.48010.11515	Interest	(1,500)	(1,500)	(1,603.34)	0.00	103.34	106.89 %
	Revenues Total	(95,500)	(95,500)	(39,903.77)	0.00	(55,596.23)	41.78 %
	<b>Fund Totals</b>	(95,500)	(95,500)	(39,903.77)	0.00	(55,596.23)	41.78 %

**516 - County Clerk Records Archive Fund - 11516 - Revenues-County Clerk Records Archive Fund**  
Revenues

516.43010.11516	Fees of Office/Charges for Service	(97,000)	(97,000)	(39,568.92)	0.00	(57,431.08)	40.79 %
516.48010.11516	Interest	(1,000)	(1,000)	(2,495.40)	0.00	1,495.40	249.54 %
	Revenues Total	(98,000)	(98,000)	(42,064.32)	0.00	(55,935.68)	42.92 %
	<b>Fund Totals</b>	(98,000)	(98,000)	(42,064.32)	0.00	(55,935.68)	42.92 %

**518 - District Clerk Records Management and Preservation Fund - 11518 - Revenues-District Clerk Records Management and Preservation Fund**  
Revenues

518.43010.11518	Fees of Office/Charges for Service	(3,340)	(3,340)	(1,450.13)	0.00	(1,889.87)	43.42 %
	Revenues Total	(3,340)	(3,340)	(1,450.13)	0.00	(1,889.87)	43.42 %
	<b>Fund Totals</b>	(3,340)	(3,340)	(1,450.13)	0.00	(1,889.87)	43.42 %

**519 - District Clerk Rider Fund - 11519 - Revenues-District Clerk Rider Fund**

**Walker County Budget vs Actual Report**  
**As of the Month ended February 28, 2018 Posted as of April 4, 2018**  
**Year to Date for the Fiscal Year Ending September 30, 2018**

Account		Original Budget	Revised Budget	Actual	Encumbrance	Remaining	Pct
<b>Revenues</b>							
519.42010.11519	State Funds	(12,000)	(12,000)	(5,000.00)	0.00	(7,000.00)	41.67 %
519.48010.11519	Interest	0	0	(88.57)	0.00	88.57	
	Revenues Total	(12,000)	(12,000)	(5,088.57)	0.00	(6,911.43)	42.40 %
	<b>Fund Totals</b>	(12,000)	(12,000)	(5,088.57)	0.00	(6,911.43)	42.40 %
<b>520 - District Clerk Archive Fund - 11520 - District Clerk Archive</b>							
<b>Revenues</b>							
520.43010.11520	Fees of Office/Charges for Service	(1,500)	(1,500)	(752.34)	0.00	(747.66)	50.16 %
	Revenues Total	(1,500)	(1,500)	(752.34)	0.00	(747.66)	50.16 %
	<b>Fund Totals</b>	(1,500)	(1,500)	(752.34)	0.00	(747.66)	50.16 %
<b>523 - County Jury Fee Fund - 11523 - Revenues-County Jury Fee Fund</b>							
<b>Revenues</b>							
523.43720.11523	Jury Fee	(5,000)	(5,000)	(2,117.98)	0.00	(2,882.02)	42.36 %
	Revenues Total	(5,000)	(5,000)	(2,117.98)	0.00	(2,882.02)	42.36 %
	<b>Fund Totals</b>	(5,000)	(5,000)	(2,117.98)	0.00	(2,882.02)	42.36 %
<b>525 - Court Reporter Service Fund - 11525 - Revenues-Court Reporter Service Fund</b>							
<b>Revenues</b>							
525.43730.11525	Court Reporter Fee	(14,000)	(14,000)	(5,827.40)	0.00	(8,172.60)	41.62 %
	Revenues Total	(14,000)	(14,000)	(5,827.40)	0.00	(8,172.60)	41.62 %
	<b>Fund Totals</b>	(14,000)	(14,000)	(5,827.40)	0.00	(8,172.60)	41.62 %
<b>526 - County Law Library Fund - 11526 - Revenues-County Law Library Fund</b>							
<b>Revenues</b>							
526.43010.11526	Fees of Office/Charges for Service	(33,400)	(33,400)	(13,550.31)	0.00	(19,849.69)	40.57 %
526.48010.11526	Interest	(50)	(50)	(88.33)	0.00	38.33	176.66 %
	Revenues Total	(33,450)	(33,450)	(13,638.64)	0.00	(19,811.36)	40.77 %
	<b>Fund Totals</b>	(33,450)	(33,450)	(13,638.64)	0.00	(19,811.36)	40.77 %

**Walker County Budget vs Actual Report**  
**As of the Month ended February 28, 2018 Posted as of April 4, 2018**  
**Year to Date for the Fiscal Year Ending September 30, 2018**

Account		Original Budget	Revised Budget	Actual	Encumbrance	Remaining	Pct
<b>536 - Courthouse Security Fund - 11536 - Revenues-Courthouse Security Fund</b>							
Revenues							
536.43010.11536	Fees of Office/Charges for Service	(33,000)	(33,000)	(13,400.87)	0.00	(19,599.13)	40.61 %
536.48010.11536	Interest	0	0	(26.72)	0.00	26.72	
536.49901.11536	Transfer from General Fund	(18,856)	(18,856)	(18,856.00)	0.00	0.00	100.00 %
	Revenues Total	(51,856)	(51,856)	(32,283.59)	0.00	(19,572.41)	62.26 %
	<b>Fund Totals</b>	(51,856)	(51,856)	(32,283.59)	0.00	(19,572.41)	62.26 %
<b>537 - Justice Courts Building Security Fund - 11537 - Revenues-Justice Courts Building Security Fund</b>							
Revenues							
537.43010.11537	Fees of Office/Charges for Service	(5,500)	(5,500)	(2,239.98)	0.00	(3,260.02)	40.73 %
537.48010.11537	Interest	(8)	(8)	(103.87)	0.00	95.87	1298.38 %
	Revenues Total	(5,508)	(5,508)	(2,343.85)	0.00	(3,164.15)	42.55 %
	<b>Fund Totals</b>	(5,508)	(5,508)	(2,343.85)	0.00	(3,164.15)	42.55 %
<b>550 - Justice Courts Technology Fund - 11550 - Revenues-Justice Courts Technology Fund</b>							
Revenues							
550.43010.11550	Fees of Office/Charges for Service	(25,200)	(25,200)	(9,071.59)	0.00	(16,128.41)	36.00 %
550.48010.11550	Interest	(5)	(5)	(167.90)	0.00	162.90	3358.00 %
	Revenues Total	(25,205)	(25,205)	(9,239.49)	0.00	(15,965.51)	36.66 %
	<b>Fund Totals</b>	(25,205)	(25,205)	(9,239.49)	0.00	(15,965.51)	36.66 %
<b>551 - County and District Courts Technology Fund - 11551 - Revenues-County and District Courts Technology Fund</b>							
Revenues							
551.43010.11551	Fees of Office/Charges for Service	(1,700)	(1,700)	(741.90)	0.00	(958.10)	43.64 %
551.48010.11551	Interest	0	0	(4.75)	0.00	4.75	
	Revenues Total	(1,700)	(1,700)	(746.65)	0.00	(953.35)	43.92 %
	<b>Fund Totals</b>	(1,700)	(1,700)	(746.65)	0.00	(953.35)	43.92 %
<b>560 - District Attorney Prosecutors Supplement Fund - 11560 - Revenues-District Attorney Prosecutors Fund</b>							



**Walker County Budget vs Actual Report**  
**As of the Month ended February 28, 2018 Posted as of April 4, 2018**  
**Year to Date for the Fiscal Year Ending September 30, 2018**

Page 15 of 21

4/5/2018 2:30:31 PM

Account		Original Budget	Revised Budget	Actual	Encumbrance	Remaining	Pct
Revenues							
560.42010.11560	State Funds	(22,500)	(22,500)	(12,465.32)	0.00	(10,034.68)	55.40 %
	Revenues Total	(22,500)	(22,500)	(12,465.32)	0.00	(10,034.68)	55.40 %
	<b>Fund Totals</b>	(22,500)	(22,500)	(12,465.32)	0.00	(10,034.68)	55.40 %

**561 - Pretrial Intervention Program Fund - 11561 - Revenues-Pretrial Intervention Program Fund**

Revenues							
561.43010.11561	Fees of Office/Charges for Service	(20,000)	(20,000)	(11,346.90)	0.00	(8,653.10)	56.73 %
561.49901.11561	Transfer from General Fund	(24,662)	(24,662)	(24,662.00)	0.00	0.00	100.00 %
	Revenues Total	(44,662)	(44,662)	(36,008.90)	0.00	(8,653.10)	80.63 %
	<b>Fund Totals</b>	(44,662)	(44,662)	(36,008.90)	0.00	(8,653.10)	80.63 %

**562 - District Attorney Forfeiture Fund - 11562 - Revenues-District Attorney Forfeiture Fund**

Revenues							
562.47850.11562	Forfeitures-Sheriff,DOJ EquitableSharing, District Attorney	0	0	(81,929.93)	0.00	81,929.93	
562.48010.11562	Interest	0	0	(630.38)	0.00	630.38	
	Revenues Total	0	0	(82,560.31)	0.00	82,560.31	
	<b>Fund Totals</b>	0	0	(82,560.31)	0.00	82,560.31	#Error

**563 - District Attorney Hot Check Fee Fund - 11563 - Revenues-District Attorney Hot Check Fee Fund**

Revenues							
563.43140.11563	Hot Check Fees	(7,000)	(7,000)	(2,239.59)	0.00	(4,760.41)	31.99 %
	Revenues Total	(7,000)	(7,000)	(2,239.59)	0.00	(4,760.41)	31.99 %
	<b>Fund Totals</b>	(7,000)	(7,000)	(2,239.59)	0.00	(4,760.41)	31.99 %

**574 - Sheriff Forfeiture Fund - 11574 - Revenues-Sheriff Forfeiture Fund**

Revenues							
574.47850.11574	Forfeitures-Sheriff,DOJ EquitableSharing, District Attorney	0	0	(54,572.02)	0.00	54,572.02	

**Walker County Budget vs Actual Report**  
**As of the Month ended February 28, 2018 Posted as of April 4, 2018**  
**Year to Date for the Fiscal Year Ending September 30, 2018**

Account		Original Budget	Revised Budget	Actual	Encumbrance	Remaining	Pct
574.48010.11574	Interest	0	0	(811.38)	0.00	811.38	
	Revenues Total	0	0	(55,383.40)	0.00	55,383.40	
	<b>Fund Totals</b>	0	0	(55,383.40)	0.00	55,383.40	#Error
<b>576 - Sheriff Inmate Medical Fund - 11576 - Revenues-Sheriff Inmate Medical Fund</b>							
Revenues							
576.43010.11576	Fees of Office/Charges for Service	(2,000)	(2,000)	0.00	0.00	(2,000.00)	0.00 %
576.48010.11576	Interest	(50)	(50)	(103.56)	0.00	53.56	207.12 %
	Revenues Total	(2,050)	(2,050)	(103.56)	0.00	(1,946.44)	5.05 %
	<b>Fund Totals</b>	(2,050)	(2,050)	(103.56)	0.00	(1,946.44)	5.05 %
<b>577 - DOJ Equitable Sharing Fund - 11577 - Revenues-Equitable Sharing Fund</b>							
Revenues							
577.47850.11577	Forfeitures-Sheriff,DOJ EquitableSharing, District Attorney	0	0	(560.62)	0.00	560.62	
577.48010.11577	Interest	0	0	(1,632.71)	0.00	1,632.71	
	Revenues Total	0	0	(2,193.33)	0.00	2,193.33	
	<b>Fund Totals</b>	0	0	(2,193.33)	0.00	2,193.33	#Error
<b>583 - Elections Equipment Fund - 11583 - Revenues-Elections Equipment Fund</b>							
Revenues							
583.42410.11583	Intergovernmental Funds	(13,970)	(13,970)	(7,788.56)	0.00	(6,181.44)	55.75 %
583.48010.11583	Interest	0	0	(11.13)	0.00	11.13	
	Revenues Total	(13,970)	(13,970)	(7,799.69)	0.00	(6,170.31)	55.83 %
	<b>Fund Totals</b>	(13,970)	(13,970)	(7,799.69)	0.00	(6,170.31)	55.83 %
<b>584 - Tax Assessor Elections Service Contract Fund - 11584 - Revenues-Tax Assessor Election Service Contract Fund</b>							
Revenues							
584.42410.11584	Intergovernmental Funds	0	0	(75.00)	0.00	75.00	
584.43010.11584	Fees of Office/Charges for Service	(6,000)	(6,000)	(3,850.63)	0.00	(2,149.37)	64.18 %

**Walker County Budget vs Actual Report**  
**As of the Month ended February 28, 2018 Posted as of April 4, 2018**  
**Year to Date for the Fiscal Year Ending September 30, 2018**

Account		Original Budget	Revised Budget	Actual	Encumbrance	Remaining	Pct
584.48010.11584	Interest	0	0	(111.03)	0.00	111.03	
	Revenues Total	(6,000)	(6,000)	(4,036.66)	0.00	(1,963.34)	67.28 %
	<b>Fund Totals</b>	(6,000)	(6,000)	(4,036.66)	0.00	(1,963.34)	67.28 %

**589 - Tax Assessor Special Inventory Fee Fund - 11589 - Revenues-Tax Assessor Special Inventory Fee Fund**

Revenues							
589.48010.11589	Interest	0	0	(0.08)	0.00	0.08	
	Revenues Total	0	0	(0.08)	0.00	0.08	
	<b>Fund Totals</b>	0	0	(0.08)	0.00	0.08#Error	

**601 - Special Prosecution/Civil/Juvenile Fund - 35020 - SPU Criminal**

Revenues							
601.42010.35020	State Funds	(1,519,923)	(1,519,923)	(598,593.73)	0.00	(921,329.27)	39.38 %
601.42020.35020	State Longevity Pay	0	0	(12,050.00)	0.00	12,050.00	
	Revenues Total	(1,519,923)	(1,519,923)	(610,643.73)	0.00	(909,279.27)	40.18 %

**601 - Special Prosecution/Civil/Juvenile Fund - 35030 - SPU - State General Allocation**

Revenues							
601.42010.35030	State Funds	(370,627)	(370,627)	(135,254.79)	0.00	(235,372.21)	36.49 %
601.48200.35030	Insurance Refunds/Credits	0	(8,406)	(8,406.20)	0.00	0.20	100.00 %
	Revenues Total	(370,627)	(379,033)	(143,660.99)	0.00	(235,372.01)	37.90 %

**601 - Special Prosecution/Civil/Juvenile Fund - 35040 - SPU Civil Division**

Revenues							
601.42010.35040	State Funds	(2,583,920)	(2,583,920)	(930,582.63)	0.00	(1,653,337.37)	36.01 %
601.42020.35040	State Longevity Pay	0	0	(2,460.00)	0.00	2,460.00	
	Revenues Total	(2,583,920)	(2,583,920)	(933,042.63)	0.00	(1,650,877.37)	36.11 %

**601 - Special Prosecution/Civil/Juvenile Fund - 35050 - SPU Juvenile Division**

Revenues							
601.42010.35050	State Funds	(828,099)	(828,099)	(323,699.74)	0.00	(504,399.26)	39.09 %

**Walker County Budget vs Actual Report**  
**As of the Month ended February 28, 2018 Posted as of April 4, 2018**  
**Year to Date for the Fiscal Year Ending September 30, 2018**

Account		Original Budget	Revised Budget	Actual	Encumbrance	Remaining	Pct
601.42020.35050	State Longevity Pay	0	0	(1,610.00)	0.00	1,610.00	
	Revenues Total	(828,099)	(828,099)	(325,309.74)	0.00	(502,789.26)	39.28 %
<b>Fund Totals</b>		(5,302,569)	(5,310,975)	(2,012,657.09)	0.00	(3,298,317.91)	37.90 %

**615 - Adult Probation-Basic Services Fund - 50130 - Adult Basic Supervision**

Revenues							
615.42010.50130	State Funds	(351,958)	(351,958)	(87,990.00)	0.00	(263,968.00)	25.00 %
615.42390.50130	SAFPF Grant Funds	(18,000)	(18,000)	(1,781.50)	0.00	(16,218.50)	9.90 %
615.44710.50130	CSCD Probation Fees	(825,000)	(825,000)	(374,183.81)	0.00	(450,816.19)	45.36 %
615.44720.50130	CSCD Alcohol Evaluation Fees	(8,000)	(8,000)	(5,016.76)	0.00	(2,983.24)	62.71 %
615.44730.50130	CSCD U/A Evaluation Fee	(11,000)	(11,000)	(7,033.26)	0.00	(3,966.74)	63.94 %
615.44740.50130	CSCD DWI Evaluation Fee	(5,500)	(5,500)	(3,430.00)	0.00	(2,070.00)	62.36 %
615.44750.50130	CSCD Drug Offender Program Fee	(6,500)	(6,500)	(2,640.00)	0.00	(3,860.00)	40.62 %
615.44770.50130	CSCD Insurance Fees	(550)	(550)	(256.00)	0.00	(294.00)	46.55 %
615.44830.50130	CSCD Transaction Fees	(18,000)	(18,000)	(9,338.00)	0.00	(8,662.00)	51.88 %
615.44840.50130	CSCD Anger Mgmt Fees	0	0	(509.00)	0.00	509.00	
615.44850.50130	CSCD Psych Evaluation	0	0	(73.00)	0.00	73.00	
615.48010.50130	Interest	(1,000)	(1,000)	(1,638.75)	0.00	638.75	163.88 %
615.48110.50130	Other Revenue	0	0	(97.62)	0.00	97.62	
	Revenues Total	(1,245,508)	(1,245,508)	(493,987.70)	0.00	(751,520.30)	39.66 %
<b>Fund Totals</b>		(1,245,508)	(1,245,508)	(493,987.70)	0.00	(751,520.30)	39.66 %

**616 - Adult Probation-Court Services Fund - 50150 - Adult Court Services**

Revenues							
616.42010.50150	State Funds	(196,480)	(196,480)	(83,328.78)	0.00	(113,151.22)	42.41 %
	Revenues Total	(196,480)	(196,480)	(83,328.78)	0.00	(113,151.22)	42.41 %
<b>Fund Totals</b>		(196,480)	(196,480)	(83,328.78)	0.00	(113,151.22)	42.41 %

**617 - Adult Probation-Substance Abuse Services Fund - 50170 - Adult Substance Abuse Services**

**Walker County Budget vs Actual Report**  
**As of the Month ended February 28, 2018 Posted as of April 4, 2018**  
**Year to Date for the Fiscal Year Ending September 30, 2018**

Account		Original Budget	Revised Budget	Actual	Encumbrance	Remaining	Pct
Revenues							
617.42010.50170	State Funds	(112,386)	(112,386)	(47,543.44)	0.00	(64,842.56)	42.30 %
617.49930.50170	Transfers from Other Funds	(5,730)	(5,730)	(3,848.60)	0.00	(1,881.40)	67.17 %
	Revenues Total	(118,116)	(118,116)	(51,392.04)	0.00	(66,723.96)	43.51 %
	<b>Fund Totals</b>	(118,116)	(118,116)	(51,392.04)	0.00	(66,723.96)	43.51 %

**640 - Juvenile Grant Fund Title IVE - 36030 - Juvenile Title IV-E**

Revenues							
640.48010.36030	Interest	0	0	(240.27)	0.00	240.27	
	Revenues Total	0	0	(240.27)	0.00	240.27	
	<b>Fund Totals</b>	0	0	(240.27)	0.00	240.27	#Error

**641 - Juvenile Grant-State Aid Fund - 36040 - Juvenile State/Grant Aid**

Revenues							
641.42010.36040	State Funds	(206,066)	(206,066)	(86,828.23)	0.00	(119,237.77)	42.14 %
	Revenues Total	(206,066)	(206,066)	(86,828.23)	0.00	(119,237.77)	42.14 %
	<b>Fund Totals</b>	(206,066)	(206,066)	(86,828.23)	0.00	(119,237.77)	42.14 %

**643 - Juvenile Grant-Commitment Reduction Fund - 36050 - Juvenile Commitment Reduction**

Revenues							
643.42010.36050	State Funds	(31,922)	(31,922)	(15,961.00)	0.00	(15,961.00)	50.00 %
	Revenues Total	(31,922)	(31,922)	(15,961.00)	0.00	(15,961.00)	50.00 %
	<b>Fund Totals</b>	(31,922)	(31,922)	(15,961.00)	0.00	(15,961.00)	50.00 %

**644 - Juvenile Grant-Medical Services Fund - 36060 - Juvenile Grant Medical Services**

Revenues							
644.42010.36060	State Funds	(34,158)	(34,158)	(14,457.11)	0.00	(19,700.89)	42.32 %
	Revenues Total	(34,158)	(34,158)	(14,457.11)	0.00	(19,700.89)	42.32 %
	<b>Fund Totals</b>	(34,158)	(34,158)	(14,457.11)	0.00	(19,700.89)	42.32 %





**Walker County Budget vs Actual Report**  
**As of the Month ended February 28, 2018 Posted as of April 4, 2018**  
**Year to Date for the Fiscal Year Ending September 30, 2018**

Page 20 of 21

4/5/2018 2:30:31 PM

Account		Original Budget	Revised Budget	Actual	Encumbrance	Remaining	Pct
<b>645 - Juvenile HGAC Services Grant - 11645 - Revenues-Juvenile HGAC Services Grant</b>							
Revenues							
645.42350.11645	HGAC Grants	0	0	(9,007.36)	0.00	9,007.36	
	Revenues Total	0	0	(9,007.36)	0.00	9,007.36	
	<b>Fund Totals</b>	0	0	(9,007.36)	0.00	9,007.36	#Error
<b>646 - Juvenile Grant-PrePost Adjudication - 36080 - Juvenile Grant PrePost Adjudication</b>							
Revenues							
646.42010.36080	State Funds	(15,840)	(15,840)	(7,920.00)	0.00	(7,920.00)	50.00 %
	Revenues Total	(15,840)	(15,840)	(7,920.00)	0.00	(7,920.00)	50.00 %
	<b>Fund Totals</b>	(15,840)	(15,840)	(7,920.00)	0.00	(7,920.00)	50.00 %
<b>647 - Juvenile Grant-Community Programs - 36090 - Juvenile Grant Community Programs</b>							
Revenues							
647.42010.36090	State Funds	(102,546)	(102,546)	(41,493.61)	0.00	(61,052.39)	40.46 %
	Revenues Total	(102,546)	(102,546)	(41,493.61)	0.00	(61,052.39)	40.46 %
	<b>Fund Totals</b>	(102,546)	(102,546)	(41,493.61)	0.00	(61,052.39)	40.46 %
<b>801 - Sheriff Commissary Fund - 11801 - Revenues-Sheriff Commissary</b>							
Revenues							
801.48010.11801	Interest	0	0	(272.10)	0.00	272.10	
801.48130.11801	Vending Machines	0	0	215.19	0.00	(215.19)	
801.48140.11801	Sales-Commissary	0	0	(13,105.44)	0.00	13,105.44	
	Revenues Total	0	0	(13,162.35)	0.00	13,162.35	
	<b>Fund Totals</b>	0	0	(13,162.35)	0.00	13,162.35	#Error
<b>802 - Walker County Public Safety Communications Center - 11802 - Revenues-Central Dispatch</b>							
Revenues							
802.42420.11802	Walker County	(627,699)	(627,699)	(261,541.25)	0.00	(366,157.75)	41.67 %
802.42450.11802	City of Huntsville	(627,699)	(627,699)	(261,541.25)	0.00	(366,157.75)	41.67 %
802.48010.11802	Interest	0	0	(1,363.29)	0.00	1,363.29	



**Walker County Budget vs Actual Report**  
**As of the Month ended February 28, 2018 Posted as of April 4, 2018**  
**Year to Date for the Fiscal Year Ending September 30, 2018**

Page 21 of 21

4/5/2018 2:30:31 PM

Account		Original Budget	Revised Budget	Actual	Encumbrance	Remaining	Pct
802.48110.11802	Other Revenue	0	0	(12,051.74)	0.00	12,051.74	
	Revenues Total	(1,255,398)	(1,255,398)	(536,497.53)	0.00	(718,900.47)	42.74 %
	<b>Fund Totals</b>	(1,255,398)	(1,255,398)	(536,497.53)	0.00	(718,900.47)	42.74 %
	<b>Total All Funds</b>	(40,012,601)	(40,292,535)	(27,389,529.64)	0.00	(12,903,005.36)	67.98 %

# Walker County Expenditures vs Budget Report

As of the Month Ended February 28, 2018

Posted as of April 4, 2018

For The Fiscal Year Ending September 30, 2018

Account	OriginalBudget	RevisedBudget	Actual	Encumbrances	Remaining	Pct
<b>101 - General Fund</b>						
<b>15010 - County Judge</b>						
Salaries/Other Pay/Benefits	202,366	202,366	80,498.56	0.00	121,867.44	39.78 %
Operations	8,454	8,454	793.85	175.42	7,484.73	11.47 %
<b>Department Total</b>	<b>210,820</b>	<b>210,820</b>	<b>81,292.41</b>	<b>175.42</b>	<b>129,352.17</b>	<b>38.64 %</b>
<b>15020 - County Judge - IT Operations</b>						
Salaries/Other Pay/Benefits	320,252	320,252	68,353.91	0.00	251,898.09	21.34 %
Operations	9,530	9,530	401.24	428.24	8,700.52	8.70 %
<b>Department Total</b>	<b>329,782</b>	<b>329,782</b>	<b>68,755.15</b>	<b>428.24</b>	<b>260,598.61</b>	<b>20.98 %</b>
<b>15030 - County Judge - IT Hardware/Software</b>						
Operations	324,371	324,371	146,842.42	0.00	177,528.58	45.27 %
Capital	13,000	13,000	11,982.10	0.00	1,017.90	92.17 %
<b>Department Total</b>	<b>337,371</b>	<b>337,371</b>	<b>158,824.52</b>	<b>0.00</b>	<b>178,546.48</b>	<b>47.08 %</b>
<b>15040 - Commissioners Court</b>						
Salaries/Other Pay/Benefits	66,741	66,741	27,061.19	0.00	39,679.81	40.55 %
Operations	8,746	8,746	1,579.51	0.00	7,166.49	18.06 %
<b>Department Total</b>	<b>75,487</b>	<b>75,487</b>	<b>28,640.70</b>	<b>0.00</b>	<b>46,846.30</b>	<b>37.94 %</b>
<b>15050 - County Clerk</b>						
Salaries/Other Pay/Benefits	541,184	541,184	216,914.89	0.00	324,269.11	40.08 %
Operations	108,201	119,482	33,476.10	2,813.75	83,192.15	30.37 %
Capital	20,336	9,055	0.00	0.00	9,055.00	0.00 %
<b>Department Total</b>	<b>669,721</b>	<b>669,721</b>	<b>250,390.99</b>	<b>2,813.75</b>	<b>416,516.26</b>	<b>37.81 %</b>
<b>16010 - Voter Registration</b>						
Salaries/Other Pay/Benefits	47,377	47,377	19,562.31	0.00	27,814.69	41.29 %
Operations	25,500	25,500	12,994.07	679.61	11,826.32	53.62 %
<b>Department Total</b>	<b>72,877</b>	<b>72,877</b>	<b>32,556.38</b>	<b>679.61</b>	<b>39,641.01</b>	<b>45.61 %</b>
<b>16020 - Elections</b>						
Salaries/Other Pay/Benefits	122,481	122,481	54,482.29	0.00	67,998.71	44.48 %
Operations	31,228	35,728	11,252.96	10,042.71	14,432.33	59.60 %
<b>Department Total</b>	<b>153,709</b>	<b>158,209</b>	<b>65,735.25</b>	<b>10,042.71</b>	<b>82,431.04</b>	<b>47.90 %</b>
<b>17010 - County Facilities</b>						
Salaries/Other Pay/Benefits	436,761	436,761	140,302.23	0.00	296,458.77	32.12 %
Operations	410,444	681,283	229,665.41	204,458.71	247,158.88	63.72 %
Capital	70,000	70,000	0.00	0.00	70,000.00	0.00 %
<b>Department Total</b>	<b>917,205</b>	<b>1,188,044</b>	<b>369,967.64</b>	<b>204,458.71</b>	<b>613,617.65</b>	<b>48.35 %</b>
<b>17020 - Facilities-Justice Center Municipal Allocation</b>						
Operations	10,983	10,983	1,528.99	0.00	9,454.01	13.92 %
<b>Department Total</b>	<b>10,983</b>	<b>10,983</b>	<b>1,528.99</b>	<b>0.00</b>	<b>9,454.01</b>	<b>13.92 %</b>

# Walker County Expenditures vs Budget Report

As of the Month Ended February 28, 2018  
Posted as of April 4, 2018

For The Fiscal Year Ending September 30, 2018

Account	Original Budget	Revised Budget	Actual	Encumbrances	Remaining	Pct
<b>101 - General Fund</b>						
<b>19010 - Centralized Costs</b>						
Salaries/Other Pay/Benefits	461,675	461,675	93,604.22	0.00	368,070.78	20.27 %
Operations	653,281	617,951	301,303.56	3,285.64	313,361.80	49.29 %
<b>Department Total</b>	<b>1,114,956</b>	<b>1,079,626</b>	<b>394,907.78</b>	<b>3,285.64</b>	<b>681,432.58</b>	<b>36.88 %</b>
<b>19200 - Contingency</b>						
Contingency	920,000	821,882	0.00	0.00	821,882.00	0.00 %
<b>Department Total</b>	<b>920,000</b>	<b>821,882</b>	<b>0.00</b>	<b>0.00</b>	<b>821,882.00</b>	<b>0.00 %</b>
<b>20005 - County Auditor-Financial Systems</b>						
Operations	79,833	79,833	51,168.40	0.00	28,664.60	64.09 %
<b>Department Total</b>	<b>79,833</b>	<b>79,833</b>	<b>51,168.40</b>	<b>0.00</b>	<b>28,664.60</b>	<b>64.09 %</b>
<b>20010 - County Auditor</b>						
Salaries/Other Pay/Benefits	652,043	652,043	251,606.37	0.00	400,436.63	38.59 %
Operations	47,775	47,775	27,431.84	22.94	20,320.22	57.47 %
<b>Department Total</b>	<b>699,818</b>	<b>699,818</b>	<b>279,038.21</b>	<b>22.94</b>	<b>420,756.85</b>	<b>39.88 %</b>
<b>20020 - County Treasurer</b>						
Salaries/Other Pay/Benefits	332,683	332,683	132,858.84	0.00	199,824.16	39.94 %
Operations	23,579	23,579	9,161.62	771.00	13,646.38	42.12 %
<b>Department Total</b>	<b>356,262</b>	<b>356,262</b>	<b>142,020.46</b>	<b>771.00</b>	<b>213,470.54</b>	<b>40.08 %</b>
<b>20030 - County Treasurer - Collections</b>						
Salaries/Other Pay/Benefits	113,701	113,701	45,537.70	0.00	68,163.30	40.05 %
Operations	21,820	21,820	7,918.48	1,606.00	12,295.52	43.65 %
<b>Department Total</b>	<b>135,521</b>	<b>135,521</b>	<b>53,456.18</b>	<b>1,606.00</b>	<b>80,458.82</b>	<b>40.63 %</b>
<b>20040 - Purchasing</b>						
Salaries/Other Pay/Benefits	234,232	234,232	94,323.40	0.00	139,908.60	40.27 %
Operations	14,561	14,561	3,873.55	268.16	10,419.29	28.44 %
<b>Department Total</b>	<b>248,793</b>	<b>248,793</b>	<b>98,196.95</b>	<b>268.16</b>	<b>150,327.89</b>	<b>39.58 %</b>
<b>21010 - Vehicle Registration</b>						
Salaries/Other Pay/Benefits	418,434	418,434	159,541.34	0.00	258,892.66	38.13 %
Operations	13,002	13,002	2,090.28	0.00	10,911.72	16.08 %
<b>Department Total</b>	<b>431,436</b>	<b>431,436</b>	<b>161,631.62</b>	<b>0.00</b>	<b>269,804.38</b>	<b>37.46 %</b>
<b>29940 - Governmental/Services Contracts</b>						
Appraisal District - Appraisals	360,412	360,412	180,206.00	0.00	180,206.00	50.00 %
Appraisal District - Collections	132,565	132,565	66,282.50	0.00	66,282.50	50.00 %
<b>Department Total</b>	<b>492,977</b>	<b>492,977</b>	<b>246,488.50</b>	<b>0.00</b>	<b>246,488.50</b>	<b>50.00 %</b>
<b>30010 - Courts-Central Costs</b>						
Salaries/Other Pay/Benefits	24,572	24,572	10,143.60	0.00	14,428.40	41.28 %
Operations	182,665	220,592	70,192.85	0.00	150,399.15	31.82 %

# Walker County Expenditures vs Budget Report

As of the Month Ended February 28, 2018  
Posted as of April 4, 2018

For The Fiscal Year Ending September 30, 2018

Account	OriginalBudget	RevisedBudget	Actual	Encumbrances	Remaining	Pct
<b>101 - General Fund</b>						
<b>Department Total</b>	<b>207,237</b>	<b>245,164</b>	<b>80,336.45</b>	<b>0.00</b>	<b>164,827.55</b>	<b>32.77 %</b>
<b>30020 - County Court at Law</b>						
Salaries/Other Pay/Benefits	428,113	428,113	172,997.74	0.00	255,115.26	40.41 %
Operations	191,093	191,548	81,678.48	726.69	109,142.83	43.02 %
<b>Department Total</b>	<b>619,206</b>	<b>619,661</b>	<b>254,676.22</b>	<b>726.69</b>	<b>364,258.09</b>	<b>41.22 %</b>
<b>30030 - 12th Judicial District Court</b>						
Salaries/Other Pay/Benefits	213,904	213,904	86,478.77	0.00	127,425.23	40.43 %
Operations	171,306	171,306	63,012.00	0.00	108,294.00	36.78 %
<b>Department Total</b>	<b>385,210</b>	<b>385,210</b>	<b>149,490.77</b>	<b>0.00</b>	<b>235,719.23</b>	<b>38.81 %</b>
<b>30040 - 278th Judicial District Court</b>						
Salaries/Other Pay/Benefits	217,559	217,559	84,564.77	0.00	132,994.23	38.87 %
Operations	171,123	171,123	76,533.43	0.00	94,589.57	44.72 %
<b>Department Total</b>	<b>388,682</b>	<b>388,682</b>	<b>161,098.20</b>	<b>0.00</b>	<b>227,583.80</b>	<b>41.45 %</b>
<b>31010 - District Clerk</b>						
Salaries/Other Pay/Benefits	477,612	477,612	188,874.59	0.00	288,737.41	39.55 %
Operations	33,639	33,639	12,095.24	1,154.43	20,389.33	39.39 %
<b>Department Total</b>	<b>511,251</b>	<b>511,251</b>	<b>200,969.83</b>	<b>1,154.43</b>	<b>309,126.74</b>	<b>39.54 %</b>
<b>32010 - Criminal District Attorney</b>						
Salaries/Other Pay/Benefits	1,575,303	1,575,303	578,851.49	0.00	996,451.51	36.75 %
Operations	56,587	56,587	20,436.64	1,016.99	35,133.37	37.91 %
<b>Department Total</b>	<b>1,631,890</b>	<b>1,631,890</b>	<b>599,288.13</b>	<b>1,016.99</b>	<b>1,031,584.88</b>	<b>36.79 %</b>
<b>33010 - Justice of Peace Precinct 1</b>						
Salaries/Other Pay/Benefits	208,425	208,425	84,207.11	0.00	124,217.89	40.40 %
Operations	13,574	13,574	3,971.20	0.00	9,602.80	29.26 %
<b>Department Total</b>	<b>221,999</b>	<b>221,999</b>	<b>88,178.31</b>	<b>0.00</b>	<b>133,820.69</b>	<b>39.72 %</b>
<b>33020 - Justice of Peace Precinct 2</b>						
Salaries/Other Pay/Benefits	200,403	200,403	79,163.33	0.00	121,239.67	39.50 %
Operations	9,995	9,995	2,377.01	0.00	7,617.99	23.78 %
<b>Department Total</b>	<b>210,398</b>	<b>210,398</b>	<b>81,540.34</b>	<b>0.00</b>	<b>128,857.66</b>	<b>38.76 %</b>
<b>33030 - Justice of Peace Precinct 3</b>						
Salaries/Other Pay/Benefits	203,406	203,406	81,030.71	0.00	122,375.29	39.84 %
Operations	12,504	12,504	3,489.66	3.50	9,010.84	27.94 %
<b>Department Total</b>	<b>215,910</b>	<b>215,910</b>	<b>84,520.37</b>	<b>3.50</b>	<b>131,386.13</b>	<b>39.15 %</b>
<b>33040 - Justice of Peace Precinct 4</b>						
Salaries/Other Pay/Benefits	255,049	255,049	102,911.88	0.00	152,137.12	40.35 %
Operations	17,237	17,237	4,209.95	0.00	13,027.05	24.42 %
<b>Department Total</b>	<b>272,286</b>	<b>272,286</b>	<b>107,121.83</b>	<b>0.00</b>	<b>165,164.17</b>	<b>39.34 %</b>

# Walker County Expenditures vs Budget Report

As of the Month Ended February 28, 2018  
Posted as of April 4, 2018

For The Fiscal Year Ending September 30, 2018

Account	Original Budget	Revised Budget	Actual	Encumbrances	Remaining	Pct
<b>101 - General Fund</b>						
<b>36010 - Juvenile Probation Support - General Fund</b>						
Salaries/Other Pay/Benefits	41,630	42,930	17,150.91	0.00	25,779.09	39.95 %
Operations	82,105	82,105	47,367.63	0.00	34,737.37	57.69 %
<b>Department Total</b>	<b>123,735</b>	<b>125,035</b>	<b>64,518.54</b>	<b>0.00</b>	<b>60,516.46</b>	<b>51.60 %</b>
<b>41010 - Sheriff</b>						
Salaries/Other Pay/Benefits	2,728,868	2,728,868	1,066,772.15	0.00	1,662,095.85	39.09 %
Operations	285,140	285,140	128,676.53	56,212.10	100,251.37	64.84 %
Capital	198,282	198,282	197,278.38	0.00	1,003.62	99.49 %
<b>Department Total</b>	<b>3,212,290</b>	<b>3,212,290</b>	<b>1,392,727.06</b>	<b>56,212.10</b>	<b>1,763,350.84</b>	<b>45.11 %</b>
<b>41030 - Sheriff Estray</b>						
Operations	6,000	6,000	1,041.80	899.70	4,058.50	32.36 %
<b>Department Total</b>	<b>6,000</b>	<b>6,000</b>	<b>1,041.80</b>	<b>899.70</b>	<b>4,058.50</b>	<b>32.36 %</b>
<b>43010 - Courthouse Security General Fund</b>						
Salaries/Other Pay/Benefits	248,368	248,368	99,098.48	0.00	149,269.52	39.90 %
<b>Department Total</b>	<b>248,368</b>	<b>248,368</b>	<b>99,098.48</b>	<b>0.00</b>	<b>149,269.52</b>	<b>39.90 %</b>
<b>44001 - Constables Central</b>						
Salaries/Other Pay/Benefits	53,487	53,487	20,603.48	0.00	32,883.52	38.52 %
Operations	5,419	5,419	895.47	0.00	4,523.53	16.52 %
<b>Department Total</b>	<b>58,906</b>	<b>58,906</b>	<b>21,498.95</b>	<b>0.00</b>	<b>37,407.05</b>	<b>36.50 %</b>
<b>44010 - Constable Precinct 1</b>						
Salaries/Other Pay/Benefits	74,720	74,720	29,934.02	0.00	44,785.98	40.06 %
Operations	8,740	8,740	1,116.18	1,605.38	6,018.44	31.14 %
<b>Department Total</b>	<b>83,460</b>	<b>83,460</b>	<b>31,050.20</b>	<b>1,605.38</b>	<b>50,804.42</b>	<b>39.13 %</b>
<b>44020 - Constable Precinct 2</b>						
Salaries/Other Pay/Benefits	74,720	74,720	29,725.41	0.00	44,994.59	39.78 %
Operations	16,229	16,229	9,457.47	2,030.62	4,740.91	70.79 %
<b>Department Total</b>	<b>90,949</b>	<b>90,949</b>	<b>39,182.88</b>	<b>2,030.62</b>	<b>49,735.50</b>	<b>45.31 %</b>
<b>44030 - Constable Precinct 3</b>						
Salaries/Other Pay/Benefits	74,720	74,720	30,003.41	0.00	44,716.59	40.15 %
Operations	9,264	20,772	16,377.86	7,624.08	(3,229.94)	115.55 %
Capital	69,608	58,100	52.00	46,069.52	11,978.48	79.38 %
<b>Department Total</b>	<b>153,592</b>	<b>153,592</b>	<b>46,433.27</b>	<b>53,693.60</b>	<b>53,465.13</b>	<b>65.19 %</b>
<b>44040 - Constable Precinct 4</b>						
Salaries/Other Pay/Benefits	256,899	256,899	83,344.42	0.00	173,554.58	32.44 %
Operations	54,399	54,399	21,024.00	9,987.41	23,387.59	57.01 %
<b>Department Total</b>	<b>311,298</b>	<b>311,298</b>	<b>104,368.42</b>	<b>9,987.41</b>	<b>196,942.17</b>	<b>36.74 %</b>

# Walker County Expenditures vs Budget Report

As of the Month Ended February 28, 2018  
Posted as of April 4, 2018

For The Fiscal Year Ending September 30, 2018

Account	Original Budget	Revised Budget	Actual	Encumbrances	Remaining	Pct
<b>101 - General Fund</b>						
<b>45010 - Support Personnel - DPS</b>						
Salaries/Other Pay/Benefits	58,823	58,823	23,486.97	0.00	35,336.03	39.93 %
Operations	2,215	2,215	193.83	0.00	2,021.17	8.75 %
<b>Department Total</b>	<b>61,038</b>	<b>61,038</b>	<b>23,680.80</b>	<b>0.00</b>	<b>37,357.20</b>	<b>38.80 %</b>
<b>45020 - Weigh Station Utilites and Services</b>						
Operations	25,187	35,187	6,769.80	5,250.00	23,167.20	34.16 %
<b>Department Total</b>	<b>25,187</b>	<b>35,187</b>	<b>6,769.80</b>	<b>5,250.00</b>	<b>23,167.20</b>	<b>34.16 %</b>
<b>45040 - Weigh Station Site Support Personnell</b>						
Salaries/Other Pay/Benefits	19,306	0	0.00	0.00	0.00	0.00 %
Operations	10,000	0	0.00	0.00	0.00	0.00 %
<b>Department Total</b>	<b>29,306</b>	<b>0</b>	<b>0.00</b>	<b>0.00</b>	<b>0.00</b>	<b>0.00 %</b>
<b>46010 - Emergency Operations</b>						
Salaries/Other Pay/Benefits	78,951	78,951	31,541.17	0.00	47,409.83	39.95 %
Operations	97,783	97,783	75,433.07	4,578.37	17,771.56	81.83 %
<b>Department Total</b>	<b>176,734</b>	<b>176,734</b>	<b>106,974.24</b>	<b>4,578.37</b>	<b>65,181.39</b>	<b>63.12 %</b>
<b>46100 - Walker County EMS - Emergency Services</b>						
Operations	0	150	0.00	0.00	150.00	0.00 %
<b>Department Total</b>	<b>0</b>	<b>150</b>	<b>0.00</b>	<b>0.00</b>	<b>150.00</b>	<b>0.00 %</b>
<b>49940 - Public Safety Governmental/Services Contracts</b>						
Walker County Dispatch	627,699	627,699	261,541.25	0.00	366,157.75	41.67 %
City of Huntsville Fire Contract	246,487	246,487	102,705.00	0.00	143,782.00	41.67 %
Crabbs Prairie Fire Department	12,000	12,000	9,000.00	0.00	3,000.00	75.00 %
Riverside Fire Department	16,300	16,300	6,795.00	0.00	9,505.00	41.69 %
Pine Prairie Fire Department	12,000	12,000	0.00	0.00	12,000.00	0.00 %
Dodge Volunteer Fire Department	7,200	7,200	3,000.00	0.00	4,200.00	41.67 %
Thomas Lake Volunteer Fire Department	7,200	7,200	3,000.00	0.00	4,200.00	41.67 %
<b>Department Total</b>	<b>928,886</b>	<b>928,886</b>	<b>386,041.25</b>	<b>0.00</b>	<b>542,844.75</b>	<b>41.56 %</b>
<b>50010 - County Jail</b>						
Salaries/Other Pay/Benefits	2,109,242	2,109,242	818,936.85	0.00	1,290,305.15	38.83 %
Operations	571,609	571,609	171,174.42	112,286.75	288,147.83	49.59 %
Capital	81,269	81,269	100.00	80,468.67	700.33	99.14 %
<b>Department Total</b>	<b>2,762,120</b>	<b>2,762,120</b>	<b>990,211.27</b>	<b>192,755.42</b>	<b>1,579,153.31</b>	<b>42.83 %</b>
<b>50020 - County Jail Inmate Medical Cost Center</b>						
Salaries/Other Pay/Benefits	152,343	152,343	54,760.99	0.00	97,582.01	35.95 %
Operations	99,478	99,478	57,749.91	11,052.96	30,675.13	69.16 %
<b>Department Total</b>	<b>251,821</b>	<b>251,821</b>	<b>112,510.90</b>	<b>11,052.96</b>	<b>128,257.14</b>	<b>49.07 %</b>

# Walker County Expenditures vs Budget Report

As of the Month Ended February 28, 2018  
Posted as of April 4, 2018

For The Fiscal Year Ending September 30, 2018

Account	Original Budget	Revised Budget	Actual	Encumbrances	Remaining	Pct
<b>101 - General Fund</b>						
<b>50110 - Adult Probation Support- General Fund</b>						
Operations	56,498	56,498	17,994.89	0.00	38,503.11	31.85 %
<b>Department Total</b>	<b>56,498</b>	<b>56,498</b>	<b>17,994.89</b>	<b>0.00</b>	<b>38,503.11</b>	<b>31.85 %</b>
<b>50120 - Adult Probation -Community Services- General Fund</b>						
Salaries/Other Pay/Benefits	53,229	53,229	21,334.84	0.00	31,894.16	40.08 %
Operations	850	850	0.00	0.00	850.00	0.00 %
<b>Department Total</b>	<b>54,079</b>	<b>54,079</b>	<b>21,334.84</b>	<b>0.00</b>	<b>32,744.16</b>	<b>39.45 %</b>
<b>60010 - Veterans Services</b>						
Salaries/Other Pay/Benefits	30,219	30,219	8,991.74	0.00	21,227.26	29.76 %
Operations	2,137	2,137	205.63	0.00	1,931.37	9.62 %
<b>Department Total</b>	<b>32,356</b>	<b>32,356</b>	<b>9,197.37</b>	<b>0.00</b>	<b>23,158.63</b>	<b>28.43 %</b>
<b>60020 - Social Services</b>						
Operations	23,800	23,800	1,170.00	0.00	22,630.00	4.92 %
<b>Department Total</b>	<b>23,800</b>	<b>23,800</b>	<b>1,170.00</b>	<b>0.00</b>	<b>22,630.00</b>	<b>4.92 %</b>
<b>61020 - Planning and Development</b>						
Salaries/Other Pay/Benefits	445,269	445,269	174,306.28	0.00	270,962.72	39.15 %
Operations	62,225	62,225	10,150.30	2,538.73	49,535.97	20.39 %
<b>Department Total</b>	<b>507,494</b>	<b>507,494</b>	<b>184,456.58</b>	<b>2,538.73</b>	<b>320,498.69</b>	<b>36.85 %</b>
<b>61050 - Litter Control - General Fund</b>						
Operations	14,476	23,990	13,599.93	1,259.99	9,130.08	61.94 %
<b>Department Total</b>	<b>14,476</b>	<b>23,990</b>	<b>13,599.93</b>	<b>1,259.99</b>	<b>9,130.08</b>	<b>61.94 %</b>
<b>69940 - Health and Human Services - Governmental/Services Contracts</b>						
Tri-County MHMR	28,730	28,730	11,970.00	0.00	16,760.00	41.66 %
Senior Center	12,500	12,500	5,220.00	0.00	7,280.00	41.76 %
Rita B Huff Humane Center	12,000	12,000	4,000.00	0.00	8,000.00	33.33 %
Spay/Neuter Assistance	12,000	12,000	0.00	0.00	12,000.00	0.00 %
Soil Conservation	500	500	0.00	0.00	500.00	0.00 %
Boys Girls Organization	15,000	15,000	15,000.00	0.00	0.00	100.00 %
YMCA After School Program	15,000	15,000	15,000.00	0.00	0.00	100.00 %
Veterans Center Contract	20,000	20,000	20,000.00	0.00	0.00	100.00 %
<b>Department Total</b>	<b>115,730</b>	<b>115,730</b>	<b>71,190.00</b>	<b>0.00</b>	<b>44,540.00</b>	<b>61.51 %</b>
<b>70010 - Historical Commission</b>						
Operations	5,780	5,780	333.76	30.00	5,416.24	6.29 %
<b>Department Total</b>	<b>5,780</b>	<b>5,780</b>	<b>333.76</b>	<b>30.00</b>	<b>5,416.24</b>	<b>6.29 %</b>
<b>70020 - Texas AgriLife Extension Service</b>						
Salaries/Other Pay/Benefits	173,381	173,381	62,787.80	0.00	110,593.20	36.21 %
Operations	30,558	30,558	8,708.08	0.00	21,849.92	28.50 %
<b>Department Total</b>	<b>203,939</b>	<b>203,939</b>	<b>71,495.88</b>	<b>0.00</b>	<b>132,443.12</b>	<b>35.06 %</b>



## Walker County Expenditures vs Budget Report

As of the Month Ended February 28, 2018  
Posted as of April 4, 2018

For The Fiscal Year Ending September 30, 2018

Account	Original Budget	Revised Budget	Actual	Encumbrances	Remaining	Pct
<b>101 - General Fund</b>						
<b>93000 - Transfers Out /General Fund, Projects</b>						
Transfers to Other Funds	1,860,518	1,895,848	733,324.00	0.00	1,162,524.00	38.68 %
<b>Department Total</b>	<b>1,860,518</b>	<b>1,895,848</b>	<b>733,324.00</b>	<b>0.00</b>	<b>1,162,524.00</b>	<b>38.68 %</b>
<b>101 - General Fund Total</b>	<b>23,319,980</b>	<b>23,527,241</b>	<b>8,842,025.69</b>	<b>569,348.07</b>	<b>14,115,867.24</b>	<b>40.00 %</b>
<b>105 - General Projects Fund</b>						
<b>19990 - General Government Projects</b>						
PC Equipment Project	28,229	28,229	0.00	0.00	28,229.00	0.00 %
Projects - IT	18,000	18,000	0.00	0.00	18,000.00	0.00 %
County Facilities Projects	337,123	337,123	7,207.04	205.62	329,710.34	2.20 %
Annex Water Damage Roof	38,461	38,461	38,460.80	0.00	0.20	100.00 %
Annex Water Damage Interior	55,046	75,046	75,557.70	1,164.80	(1,676.50)	102.23 %
Project Contingency	821,335	801,335	0.00	0.00	801,335.00	0.00 %
Project-Copier Replacement	83,122	83,122	0.00	0.00	83,122.00	0.00 %
<b>Department Total</b>	<b>1,381,316</b>	<b>1,381,316</b>	<b>121,225.54</b>	<b>1,370.42</b>	<b>1,258,720.04</b>	<b>8.88 %</b>
<b>29990 - Financial Projects</b>						
Software Improvement Project	29,728	29,728	0.00	0.00	29,728.00	0.00 %
Financial System Upgrade	90,789	90,789	0.00	0.00	90,789.00	0.00 %
County Auditor Projects	3,322	3,322	621.49	2,305.18	395.33	88.10 %
<b>Department Total</b>	<b>123,839</b>	<b>123,839</b>	<b>621.49</b>	<b>2,305.18</b>	<b>120,912.33</b>	<b>2.36 %</b>
<b>49990 - Public Safety Projects</b>						
Volunteer Fire Departments Special Purchases/Grant Match	12,000	12,000	12,000.00	0.00	0.00	100.00 %
Weigh Station Project	11,400	11,400	0.00	0.00	11,400.00	0.00 %
Emergency Management Projects	6,840	6,840	1,389.13	0.00	5,450.87	20.31 %
<b>Department Total</b>	<b>30,240</b>	<b>30,240</b>	<b>13,389.13</b>	<b>0.00</b>	<b>16,850.87</b>	<b>44.28 %</b>
<b>69990 - Health and Human Services Projects</b>						
Project - GIS	10,216	10,216	0.00	0.00	10,216.00	0.00 %
Nuisance Abatement Project	13,000	13,000	0.00	0.00	13,000.00	0.00 %
<b>Department Total</b>	<b>23,216</b>	<b>23,216</b>	<b>0.00</b>	<b>0.00</b>	<b>23,216.00</b>	<b>0.00 %</b>
<b>105 - General Projects Fund Total</b>	<b>1,558,611</b>	<b>1,558,611</b>	<b>135,236.16</b>	<b>3,675.60</b>	<b>1,419,699.24</b>	<b>8.91 %</b>
<b>185 - Healthy County Initiative Fund</b>						
<b>15110 - Healthy County Initiative</b>						
Operations	3,000	3,000	0.00	0.00	3,000.00	0.00 %

# Walker County Expenditures vs Budget Report

As of the Month Ended February 28, 2018  
Posted as of April 4, 2018

For The Fiscal Year Ending September 30, 2018

Account	OriginalBudget	RevisedBudget	Actual	Encumbrances	Remaining	Pct
<b>185 - Healthy County Initiative Fund</b>						
Department Total	3,000	3,000	0.00	0.00	3,000.00	0.00 %
185 - Healthy County Initiative Fund Total	3,000	3,000	0.00	0.00	3,000.00	0.00 %
<b>192 - Debt Service Fund</b>						
<b>92000 - Debt Service</b>						
Principal - 2012 Series Certificate of Obligation	865,000	865,000	0.00	0.00	865,000.00	0.00 %
Interest - 2012 Series Certificate of Obligation	510,868	510,868	255,433.77	0.00	255,434.23	50.00 %
Department Total	1,375,868	1,375,868	255,433.77	0.00	1,120,434.23	18.57 %
192 - Debt Service Fund Total	1,375,868	1,375,868	255,433.77	0.00	1,120,434.23	18.57 %
<b>220 - Road and Bridge Fund</b>						
<b>19200 - Contingency</b>						
Contingency	700,000	0	0.00	0.00	0.00	0.00 %
Department Total	700,000	0	0.00	0.00	0.00	0.00 %
<b>82200 - Road and Bridge General</b>						
Operations	70,000	216,484	23,250.97	52,810.46	140,422.57	35.13 %
Department Total	70,000	216,484	23,250.97	52,810.46	140,422.57	35.13 %
<b>82210 - Road and Bridge Precinct 1</b>						
Salaries/Other Pay/Benefits	583,011	583,011	223,297.85	0.00	359,713.15	38.30 %
Operations	619,840	990,770	237,798.96	105,279.60	647,691.44	34.63 %
Department Total	1,202,851	1,573,781	461,096.81	105,279.60	1,007,404.59	35.99 %
<b>82220 - Road and Bridge Precinct 2</b>						
Salaries/Other Pay/Benefits	667,191	667,191	257,236.03	0.00	409,954.97	38.56 %
Operations	598,832	824,782	380,276.83	218,288.91	226,216.26	72.57 %
Department Total	1,266,023	1,491,973	637,512.86	218,288.91	636,171.23	57.36 %
<b>82230 - Road and Bridge Precinct 3</b>						
Salaries/Other Pay/Benefits	731,694	731,694	267,739.56	0.00	463,954.44	36.59 %
Operations	598,450	1,810,974	355,789.63	255,703.76	1,199,480.61	33.77 %
Capital	0	96,650	91,750.00	0.00	4,900.00	94.93 %
Department Total	1,330,144	2,639,318	715,279.19	255,703.76	1,668,335.05	36.79 %
<b>82240 - Road and Bridge Precinct 4</b>						
Salaries/Other Pay/Benefits	637,666	637,666	262,664.63	0.00	375,001.37	41.19 %
Operations	704,932	1,127,608	498,015.51	376,489.87	253,102.62	77.55 %

# Walker County Expenditures vs Budget Report

As of the Month Ended February 28, 2018  
Posted as of April 4, 2018

For The Fiscal Year Ending September 30, 2018

Account	OriginalBudget	RevisedBudget	Actual	Encumbrances	Remaining	Pct
<b>220 - Road and Bridge Fund</b>						
<b>82240 - Road and Bridge Precinct 4</b>						
Capital	0	36,000	0.00	0.00	36,000.00	0.00 %
<b>Department Total</b>	<b>1,342,598</b>	<b>1,801,274</b>	<b>760,680.14</b>	<b>376,489.87</b>	<b>664,103.99</b>	<b>63.13 %</b>
<b>82260 - Road and Bridge Capital Projects Weigh Station Revenues</b>						
Operations	0	103,420	0.00	0.00	103,420.00	0.00 %
<b>Department Total</b>	<b>0</b>	<b>103,420</b>	<b>0.00</b>	<b>0.00</b>	<b>103,420.00</b>	<b>0.00 %</b>
<b>88010 - Road and Bridge Weigh Station Operations</b>						
Salaries/Other Pay/Benefits	0	20,000	6,327.55	0.00	13,672.45	31.64 %
Operations	0	1,200	0.00	0.00	1,200.00	0.00 %
Capital	0	24,900	24,900.00	0.00	0.00	100.00 %
<b>Department Total</b>	<b>0</b>	<b>46,100</b>	<b>31,227.55</b>	<b>0.00</b>	<b>14,872.45</b>	<b>67.74 %</b>
<b>220 - Road and Bridge Fund Total</b>	<b>5,911,616</b>	<b>7,872,350</b>	<b>2,629,047.52</b>	<b>1,008,572.60</b>	<b>4,234,729.88</b>	<b>46.21 %</b>
<b>301 - Walker County EMS Fund</b>						
<b>46010 - Emergency Operations</b>						
Operations	0	1,440	0.00	0.00	1,440.00	0.00 %
<b>Department Total</b>	<b>0</b>	<b>1,440</b>	<b>0.00</b>	<b>0.00</b>	<b>1,440.00</b>	<b>0.00 %</b>
<b>46100 - Walker County EMS - Emergency Services</b>						
Salaries/Other Pay/Benefits	2,493,998	2,493,998	1,019,345.16	0.00	1,474,652.84	40.87 %
Operations	474,808	473,218	306,082.36	78,588.67	88,546.97	81.29 %
Capital	37,275	37,275	0.00	36,903.75	371.25	99.00 %
<b>Department Total</b>	<b>3,006,081</b>	<b>3,004,491</b>	<b>1,325,427.52</b>	<b>115,492.42</b>	<b>1,563,571.06</b>	<b>47.96 %</b>
<b>46110 - Walker County EMS - Transfer Services</b>						
Salaries/Other Pay/Benefits	443,918	443,918	148,621.06	0.00	295,296.94	33.48 %
Operations	29,200	29,200	6,040.55	19,092.02	4,067.43	86.07 %
<b>Department Total</b>	<b>473,118</b>	<b>473,118</b>	<b>154,661.61</b>	<b>19,092.02</b>	<b>299,364.37</b>	<b>36.73 %</b>
<b>301 - Walker County EMS Fund Total</b>	<b>3,479,199</b>	<b>3,479,049</b>	<b>1,480,089.13</b>	<b>134,584.44</b>	<b>1,864,375.43</b>	<b>46.41 %</b>
<b>460 - Affordable Housing Initiatives</b>						
<b>62040 - Affordable Housing Initiatives</b>						
Operations	0	50,126	0.00	0.00	50,126.00	0.00 %
<b>Department Total</b>	<b>0</b>	<b>50,126</b>	<b>0.00</b>	<b>0.00</b>	<b>50,126.00</b>	<b>0.00 %</b>
<b>460 - Affordable Housing Initiatives Total</b>	<b>0</b>	<b>50,126</b>	<b>0.00</b>	<b>0.00</b>	<b>50,126.00</b>	<b>0.00 %</b>



## Walker County Expenditures vs Budget Report

As of the Month Ended February 28, 2018  
Posted as of April 4, 2018

Page 10 of 19

4/5/2018  
6:11 PM

For The Fiscal Year Ending September 30, 2018

Account	OriginalBudget	RevisedBudget	Actual	Encumbrances	Remaining	Pct
<b>473 - AutoTheft Task Force</b>						
<b>42080 - AutoTheft Task Force</b>						
Salaries/Other Pay/Benefits	0	0	29,326.67	0.00	(29,326.67)	0.00 %
<b>Department Total</b>	<b>0</b>	<b>0</b>	<b>29,326.67</b>	<b>0.00</b>	<b>(29,326.67)</b>	<b>0.00 %</b>
<b>473 - AutoTheft Task Force Total</b>	<b>0</b>	<b>0</b>	<b>29,326.67</b>	<b>0.00</b>	<b>(29,326.67)</b>	<b>0.00 %</b>
<b>474 - District Attorney Victim Assistance Coord</b>						
<b>32091 - District Attorney Victim Assistance Coord</b>						
Salaries/Other Pay/Benefits	58,020	58,520	24,559.45	0.00	33,960.55	41.97 %
Operations	5,498	4,998	53.28	0.00	4,944.72	1.07 %
<b>Department Total</b>	<b>63,518</b>	<b>63,518</b>	<b>24,612.73</b>	<b>0.00</b>	<b>38,905.27</b>	<b>38.75 %</b>
<b>474 - District Attorney Victim Assistance Coord Total</b>	<b>63,518</b>	<b>63,518</b>	<b>24,612.73</b>	<b>0.00</b>	<b>38,905.27</b>	<b>38.75 %</b>
<b>475 - District Attorney Prosecutor Grant</b>						
<b>32092 - District Attorney Prosecutor Grant</b>						
Salaries/Other Pay/Benefits	0	0	40,850.68	0.00	(40,850.68)	0.00 %
<b>Department Total</b>	<b>0</b>	<b>0</b>	<b>40,850.68</b>	<b>0.00</b>	<b>(40,850.68)</b>	<b>0.00 %</b>
<b>475 - District Attorney Prosecutor Grant Total</b>	<b>0</b>	<b>0</b>	<b>40,850.68</b>	<b>0.00</b>	<b>(40,850.68)</b>	<b>0.00 %</b>
<b>485 - Grants - Homeland Security Fund</b>						
<b>48818 - Homeland Security Grant 2017</b>						
Operations	21,900	21,900	10,390.18	0.00	11,509.82	47.44 %
Capital	28,000	28,000	20,378.00	0.00	7,622.00	72.78 %
<b>Department Total</b>	<b>49,900</b>	<b>49,900</b>	<b>30,768.18</b>	<b>0.00</b>	<b>19,131.82</b>	<b>61.66 %</b>
<b>485 - Grants - Homeland Security Fund Total</b>	<b>49,900</b>	<b>49,900</b>	<b>30,768.18</b>	<b>0.00</b>	<b>19,131.82</b>	<b>61.66 %</b>
<b>511 - County Records Management and Preservation Fund</b>						
<b>15080 - County Records Preservation</b>						
Operations	21,016	21,016	696.50	0.00	20,319.50	3.31 %

# Walker County Expenditures vs Budget Report

As of the Month Ended February 28, 2018  
Posted as of April 4, 2018

For The Fiscal Year Ending September 30, 2018

Account	Original Budget	Revised Budget	Actual	Encumbrances	Remaining	Pct
<b>511 - County Records Management and Preservation Fund</b>						
Department Total	21,016	21,016	696.50	0.00	20,319.50	3.31 %
511 - County Records Management and Preservation Fund Total	21,016	21,016	696.50	0.00	20,319.50	3.31 %
<b>512 - County Records Preservation II Fund</b>						
<b>15090 - County Records II Digitize</b>						
Operations	16,911	16,911	0.00	0.00	16,911.00	0.00 %
Department Total	16,911	16,911	0.00	0.00	16,911.00	0.00 %
512 - County Records Preservation II Fund Total	16,911	16,911	0.00	0.00	16,911.00	0.00 %
<b>515 - County Clerk Records Management and Preservation Fund</b>						
<b>15060 - County Clerk Records Preservation</b>						
Salaries/Other Pay/Benefits	18,536	18,536	1,302.99	0.00	17,233.01	7.03 %
Operations	2,500	2,500	1,334.00	0.00	1,166.00	53.36 %
Department Total	21,036	21,036	2,636.99	0.00	18,399.01	12.54 %
515 - County Clerk Records Management and Preservation Fund Total	21,036	21,036	2,636.99	0.00	18,399.01	12.54 %
<b>516 - County Clerk Records Archive Fund</b>						
<b>15070 - County Clerk Archive</b>						
Contingency	200,000	200,000	0.00	0.00	200,000.00	0.00 %
Department Total	200,000	200,000	0.00	0.00	200,000.00	0.00 %
516 - County Clerk Records Archive Fund Total	200,000	200,000	0.00	0.00	200,000.00	0.00 %
<b>518 - District Clerk Records Management and Preservation Fund</b>						
<b>31020 - District Clerk Records Preservation</b>						
Operations	3,340	3,340	0.00	0.00	3,340.00	0.00 %
Department Total	3,340	3,340	0.00	0.00	3,340.00	0.00 %



# Walker County Expenditures vs Budget Report

As of the Month Ended February 28, 2018  
Posted as of April 4, 2018

Page 12 of 19

4/5/2018  
6:11 PM

For The Fiscal Year Ending September 30, 2018

Account	Original Budget	Revised Budget	Actual	Encumbrances	Remaining	Pct
<b>518 - District Clerk Records Management and Preservation Fund Total</b>	<b>3,340</b>	<b>3,340</b>	<b>0.00</b>	<b>0.00</b>	<b>3,340.00</b>	<b>0.00 %</b>

## 519 - District Clerk Rider Fund

### 31030 - District Clerk Rider for Prosecution

Salaries/Other Pay/Benefits	4,846	4,846	1,927.83	0.00	2,918.17	39.78 %
Operations	9,532	9,532	0.00	0.00	9,532.00	0.00 %
<b>Department Total</b>	<b>14,378</b>	<b>14,378</b>	<b>1,927.83</b>	<b>0.00</b>	<b>12,450.17</b>	<b>13.41 %</b>
<b>519 - District Clerk Rider Fund Total</b>	<b>14,378</b>	<b>14,378</b>	<b>1,927.83</b>	<b>0.00</b>	<b>12,450.17</b>	<b>13.41 %</b>

## 520 - District Clerk Archive Fund

### 31040 - District Clerk Archive

Operations	2,594	2,594	1,989.00	0.00	605.00	76.68 %
<b>Department Total</b>	<b>2,594</b>	<b>2,594</b>	<b>1,989.00</b>	<b>0.00</b>	<b>605.00</b>	<b>76.68 %</b>
<b>520 - District Clerk Archive Fund Total</b>	<b>2,594</b>	<b>2,594</b>	<b>1,989.00</b>	<b>0.00</b>	<b>605.00</b>	<b>76.68 %</b>

## 523 - County Jury Fee Fund

### 34040 - County Jury

Operations	5,000	5,000	0.00	0.00	5,000.00	0.00 %
<b>Department Total</b>	<b>5,000</b>	<b>5,000</b>	<b>0.00</b>	<b>0.00</b>	<b>5,000.00</b>	<b>0.00 %</b>
<b>523 - County Jury Fee Fund Total</b>	<b>5,000</b>	<b>5,000</b>	<b>0.00</b>	<b>0.00</b>	<b>5,000.00</b>	<b>0.00 %</b>

## 525 - Court Reporter Service Fund

### 34020 - Court Reporter Fees

Operations	14,000	14,000	5,228.28	0.00	8,771.72	37.34 %
<b>Department Total</b>	<b>14,000</b>	<b>14,000</b>	<b>5,228.28</b>	<b>0.00</b>	<b>8,771.72</b>	<b>37.34 %</b>
<b>525 - Court Reporter Service Fund Total</b>	<b>14,000</b>	<b>14,000</b>	<b>5,228.28</b>	<b>0.00</b>	<b>8,771.72</b>	<b>37.34 %</b>

## 526 - County Law Library Fund

### 34030 - Law Library

Salaries/Other Pay/Benefits	9,450	9,450	3,257.50	0.00	6,192.50	34.47 %
Operations	37,579	37,579	12,993.29	0.00	24,585.71	34.58 %



## Walker County Expenditures vs Budget Report

As of the Month Ended February 28, 2018

Posted as of April 4, 2018

Page 13 of 19

4/5/2018

6:11 PM

For The Fiscal Year Ending September 30, 2018

Account	Original Budget	Revised Budget	Actual	Encumbrances	Remaining	Pct
<b>526 - County Law Library Fund</b>						
Department Total	47,029	47,029	16,250.79	0.00	30,778.21	34.55 %
526 - County Law Library Fund Total	47,029	47,029	16,250.79	0.00	30,778.21	34.55 %
<b>536 - Courthouse Security Fund</b>						
<b>43020 - Courthouse Security Fund-Fund 536</b>						
Salaries/Other Pay/Benefits	66,180	66,180	24,408.00	0.00	41,772.00	36.88 %
Department Total	66,180	66,180	24,408.00	0.00	41,772.00	36.88 %
536 - Courthouse Security Fund Total	66,180	66,180	24,408.00	0.00	41,772.00	36.88 %
<b>537 - Justice Courts Building Security Fund</b>						
<b>43030 - Justice Courts Building Security</b>						
Operations	10,000	10,000	0.00	0.00	10,000.00	0.00 %
Department Total	10,000	10,000	0.00	0.00	10,000.00	0.00 %
537 - Justice Courts Building Security Fund Total	10,000	10,000	0.00	0.00	10,000.00	0.00 %
<b>550 - Justice Courts Technology Fund</b>						
<b>34010 - Justice Court Technology</b>						
Operations	19,701	19,701	10,161.41	0.00	9,539.59	51.58 %
Contingency	5,000	5,000	0.00	0.00	5,000.00	0.00 %
Department Total	24,701	24,701	10,161.41	0.00	14,539.59	41.14 %
550 - Justice Courts Technology Fund Total	24,701	24,701	10,161.41	0.00	14,539.59	41.14 %
<b>551 - County and District Courts Technology Fund</b>						
<b>34060 - County and District Courts Technology</b>						
Operations	6,000	6,000	5,554.04	0.00	445.96	92.57 %
Department Total	6,000	6,000	5,554.04	0.00	445.96	92.57 %
551 - County and District Courts Technology Fund Total	6,000	6,000	5,554.04	0.00	445.96	92.57 %

# Walker County Expenditures vs Budget Report

As of the Month Ended February 28, 2018  
Posted as of April 4, 2018

For The Fiscal Year Ending September 30, 2018

Account	OriginalBudget	RevisedBudget	Actual	Encumbrances	Remaining	Pct
<b>560 - District Attorney Prosecutors Supplement Fund</b>						
<b>32040 - District Attorney Supplement</b>						
Operations	22,500	22,500	9,383.79	3,858.44	9,257.77	58.85 %
<b>Department Total</b>	<b>22,500</b>	<b>22,500</b>	<b>9,383.79</b>	<b>3,858.44</b>	<b>9,257.77</b>	<b>58.85 %</b>
<b>560 - District Attorney Prosecutors Supplement Fund Total</b>	<b>22,500</b>	<b>22,500</b>	<b>9,383.79</b>	<b>3,858.44</b>	<b>9,257.77</b>	<b>58.85 %</b>
<b>561 - Pretrial Intervention Program Fund</b>						
<b>34050 - Pretrial Invention</b>						
Salaries/Other Pay/Benefits	44,662	44,662	12,527.29	0.00	32,134.71	28.05 %
<b>Department Total</b>	<b>44,662</b>	<b>44,662</b>	<b>12,527.29</b>	<b>0.00</b>	<b>32,134.71</b>	<b>28.05 %</b>
<b>561 - Pretrial Intervention Program Fund Total</b>	<b>44,662</b>	<b>44,662</b>	<b>12,527.29</b>	<b>0.00</b>	<b>32,134.71</b>	<b>28.05 %</b>
<b>562 - District Attorney Forfeiture Fund</b>						
<b>32020 - District Attorney Forfeiture</b>						
Salaries/Other Pay/Benefits	0	0	2,283.87	0.00	(2,283.87)	0.00 %
Operations	0	0	5,248.22	0.00	(5,248.22)	0.00 %
Capital	0	0	49,570.00	0.00	(49,570.00)	0.00 %
Contingency	60,000	60,000	0.00	17.18	59,982.82	0.03 %
<b>Department Total</b>	<b>60,000</b>	<b>60,000</b>	<b>57,102.09</b>	<b>17.18</b>	<b>2,880.73</b>	<b>95.20 %</b>
<b>562 - District Attorney Forfeiture Fund Total</b>	<b>60,000</b>	<b>60,000</b>	<b>57,102.09</b>	<b>17.18</b>	<b>2,880.73</b>	<b>95.20 %</b>
<b>563 - District Attorney Hot Check Fee Fund</b>						
<b>32030 - District Attorney Hot Check Fees</b>						
Salaries/Other Pay/Benefits	3,225	3,225	1,157.60	0.00	2,067.40	35.89 %
Operations	3,775	3,775	61.61	328.39	3,385.00	10.33 %
<b>Department Total</b>	<b>7,000</b>	<b>7,000</b>	<b>1,219.21</b>	<b>328.39</b>	<b>5,452.40</b>	<b>22.11 %</b>
<b>563 - District Attorney Hot Check Fee Fund Total</b>	<b>7,000</b>	<b>7,000</b>	<b>1,219.21</b>	<b>328.39</b>	<b>5,452.40</b>	<b>22.11 %</b>





## Walker County Expenditures vs Budget Report

As of the Month Ended February 28, 2018  
Posted as of April 4, 2018

Page 15 of 19

4/5/2018  
6:11 PM

For The Fiscal Year Ending September 30, 2018

Account	OriginalBudget	RevisedBudget	Actual	Encumbrances	Remaining	Pct
<b>574 - Sheriff Forfeiture Fund</b>						
<b>41020 - Sheriff Forfeiture</b>						
Operations	20,000	20,000	12,049.01	0.00	7,950.99	60.25 %
Contingency	20,000	20,000	0.00	0.00	20,000.00	0.00 %
<b>Department Total</b>	<b>40,000</b>	<b>40,000</b>	<b>12,049.01</b>	<b>0.00</b>	<b>27,950.99</b>	<b>30.12 %</b>
<b>574 - Sheriff Forfeiture Fund Total</b>	<b>40,000</b>	<b>40,000</b>	<b>12,049.01</b>	<b>0.00</b>	<b>27,950.99</b>	<b>30.12 %</b>
<b>576 - Sheriff Inmate Medical Fund</b>						
<b>50030 - Sheriff Inmate Medical</b>						
Operations	10,000	10,000	0.00	0.00	10,000.00	0.00 %
<b>Department Total</b>	<b>10,000</b>	<b>10,000</b>	<b>0.00</b>	<b>0.00</b>	<b>10,000.00</b>	<b>0.00 %</b>
<b>576 - Sheriff Inmate Medical Fund Total</b>	<b>10,000</b>	<b>10,000</b>	<b>0.00</b>	<b>0.00</b>	<b>10,000.00</b>	<b>0.00 %</b>
<b>577 - DOJ Equitable Sharing Fund</b>						
<b>42570 - DOJ Equitable Sharing</b>						
Contingency	104,407	104,407	0.00	0.00	104,407.00	0.00 %
<b>Department Total</b>	<b>104,407</b>	<b>104,407</b>	<b>0.00</b>	<b>0.00</b>	<b>104,407.00</b>	<b>0.00 %</b>
<b>577 - DOJ Equitable Sharing Fund Total</b>	<b>104,407</b>	<b>104,407</b>	<b>0.00</b>	<b>0.00</b>	<b>104,407.00</b>	<b>0.00 %</b>
<b>583 - Elections Equipment Fund</b>						
<b>16030 - Elections Equipment</b>						
Operations	20,120	20,120	18,583.23	0.00	1,536.77	92.36 %
<b>Department Total</b>	<b>20,120</b>	<b>20,120</b>	<b>18,583.23</b>	<b>0.00</b>	<b>1,536.77</b>	<b>92.36 %</b>
<b>583 - Elections Equipment Fund Total</b>	<b>20,120</b>	<b>20,120</b>	<b>18,583.23</b>	<b>0.00</b>	<b>1,536.77</b>	<b>92.36 %</b>
<b>584 - Tax Assessor Elections Service Contract Fund</b>						
<b>16040 - Elections Services/Contracts</b>						
Salaries/Other Pay/Benefits	3,938	3,938	0.00	0.00	3,938.00	0.00 %
Operations	2,227	2,227	0.00	2,500.00	(273.00)	112.26 %
<b>Department Total</b>	<b>6,165</b>	<b>6,165</b>	<b>0.00</b>	<b>2,500.00</b>	<b>3,665.00</b>	<b>40.55 %</b>
<b>584 - Tax Assessor Elections Service Contract Fund Total</b>	<b>6,165</b>	<b>6,165</b>	<b>0.00</b>	<b>2,500.00</b>	<b>3,665.00</b>	<b>40.55 %</b>



## Walker County Expenditures vs Budget Report

As of the Month Ended February 28, 2018  
Posted as of April 4, 2018

Page 16 of 19

4/5/2018  
6:11 PM

For The Fiscal Year Ending September 30, 2018

Account	Original Budget	Revised Budget	Actual	Encumbrances	Remaining	Pct
<b>601 - Special Prosecution/Civil/Juvenile Fund</b>						
<b>35020 - SPU Criminal</b>						
Salaries/Other Pay/Benefits	1,519,923	1,519,923	610,643.73	0.00	909,279.27	40.18 %
<b>Department Total</b>	<b>1,519,923</b>	<b>1,519,923</b>	<b>610,643.73</b>	<b>0.00</b>	<b>909,279.27</b>	<b>40.18 %</b>
<b>35030 - SPU - State General Allocation</b>						
Salaries/Other Pay/Benefits	146,025	146,025	45,054.71	0.00	100,970.29	30.85 %
Operations	204,602	213,008	98,606.28	5,021.87	109,379.85	48.65 %
Capital	20,000	20,000	0.00	0.00	20,000.00	0.00 %
<b>Department Total</b>	<b>370,627</b>	<b>379,033</b>	<b>143,660.99</b>	<b>5,021.87</b>	<b>230,350.14</b>	<b>39.23 %</b>
<b>35040 - SPU Civil Division</b>						
Salaries/Other Pay/Benefits	1,511,090	1,511,090	608,486.64	0.00	902,603.36	40.27 %
Operations	1,072,830	1,072,830	324,680.25	4,570.22	743,579.53	30.69 %
<b>Department Total</b>	<b>2,583,920</b>	<b>2,583,920</b>	<b>933,166.89</b>	<b>4,570.22</b>	<b>1,646,182.89</b>	<b>36.29 %</b>
<b>35050 - SPU Juvenile Division</b>						
Salaries/Other Pay/Benefits	657,785	657,785	262,229.07	0.00	395,555.93	39.87 %
Operations	170,314	170,314	63,080.67	3,343.22	103,890.11	39.00 %
<b>Department Total</b>	<b>828,099</b>	<b>828,099</b>	<b>325,309.74</b>	<b>3,343.22</b>	<b>499,446.04</b>	<b>39.69 %</b>
<b>601 - Special Prosecution/Civil/Juvenile Fund Total</b>	<b>5,302,569</b>	<b>5,310,975</b>	<b>2,012,781.35</b>	<b>12,935.31</b>	<b>3,285,258.34</b>	<b>38.14 %</b>
<b>615 - Adult Probation-Basic Services Fund</b>						
<b>50130 - Adult Basic Supervision</b>						
Salaries/Other Pay/Benefits	1,287,049	1,287,049	483,838.89	0.00	803,210.11	37.59 %
Operations	146,330	146,330	39,326.06	4,204.54	102,799.40	29.75 %
Capital	26,399	26,399	0.00	0.00	26,399.00	0.00 %
Transfers to Other Funds	0	0	3,848.60	0.00	(3,848.60)	0.00 %
<b>Department Total</b>	<b>1,459,778</b>	<b>1,459,778</b>	<b>527,013.55</b>	<b>4,204.54</b>	<b>928,559.91</b>	<b>36.39 %</b>
<b>615 - Adult Probation-Basic Services Fund Total</b>	<b>1,459,778</b>	<b>1,459,778</b>	<b>527,013.55</b>	<b>4,204.54</b>	<b>928,559.91</b>	<b>36.39 %</b>
<b>616 - Adult Probation-Court Services Fund</b>						
<b>50150 - Adult Court Services</b>						
Salaries/Other Pay/Benefits	174,206	174,206	69,078.19	0.00	105,127.81	39.65 %
Operations	22,274	22,274	8,709.08	0.00	13,564.92	39.10 %
<b>Department Total</b>	<b>196,480</b>	<b>196,480</b>	<b>77,787.27</b>	<b>0.00</b>	<b>118,692.73</b>	<b>39.59 %</b>
<b>616 - Adult Probation-Court Services Fund Total</b>	<b>196,480</b>	<b>196,480</b>	<b>77,787.27</b>	<b>0.00</b>	<b>118,692.73</b>	<b>39.59 %</b>



## Walker County Expenditures vs Budget Report

As of the Month Ended February 28, 2018  
Posted as of April 4, 2018

Page 17 of 19

4/5/2018  
6:11 PM

For The Fiscal Year Ending September 30, 2018

Account	OriginalBudget	RevisedBudget	Actual	Encumbrances	Remaining	Pct
<b>617 - Adult Probation-Substance Abuse Services Fund</b>						
<b>50170 - Adult Substance Abuse Services</b>						
Salaries/Other Pay/Benefits	106,598	106,598	41,871.20	0.00	64,726.80	39.28 %
Operations	11,518	11,518	9,520.84	801.54	1,195.62	89.62 %
<b>Department Total</b>	<b>118,116</b>	<b>118,116</b>	<b>51,392.04</b>	<b>801.54</b>	<b>65,922.42</b>	<b>44.19 %</b>
<b>617 - Adult Probation-Substance Abuse Services Fund Total</b>	<b>118,116</b>	<b>118,116</b>	<b>51,392.04</b>	<b>801.54</b>	<b>65,922.42</b>	<b>44.19 %</b>
<b>640 - Juvenile Grant Fund Title IVE</b>						
<b>36030 - Juvenile Title IV-E</b>						
Operations	0	0	309.20	0.00	(309.20)	0.00 %
<b>Department Total</b>	<b>0</b>	<b>0</b>	<b>309.20</b>	<b>0.00</b>	<b>(309.20)</b>	<b>0.00 %</b>
<b>640 - Juvenile Grant Fund Title IVE Total</b>	<b>0</b>	<b>0</b>	<b>309.20</b>	<b>0.00</b>	<b>(309.20)</b>	<b>0.00 %</b>
<b>641 - Juvenile Grant-State Aid Fund</b>						
<b>36040 - Juvenile State/Grant Aid</b>						
Salaries/Other Pay/Benefits	206,066	206,066	82,350.71	0.00	123,715.29	39.96 %
<b>Department Total</b>	<b>206,066</b>	<b>206,066</b>	<b>82,350.71</b>	<b>0.00</b>	<b>123,715.29</b>	<b>39.96 %</b>
<b>641 - Juvenile Grant-State Aid Fund Total</b>	<b>206,066</b>	<b>206,066</b>	<b>82,350.71</b>	<b>0.00</b>	<b>123,715.29</b>	<b>39.96 %</b>
<b>643 - Juvenile Grant-Commitment Reduction Fund</b>						
<b>36050 - Juvenile Commitment Reduction</b>						
Operations	31,922	31,922	0.00	0.00	31,922.00	0.00 %
<b>Department Total</b>	<b>31,922</b>	<b>31,922</b>	<b>0.00</b>	<b>0.00</b>	<b>31,922.00</b>	<b>0.00 %</b>
<b>643 - Juvenile Grant-Commitment Reduction Fund Total</b>	<b>31,922</b>	<b>31,922</b>	<b>0.00</b>	<b>0.00</b>	<b>31,922.00</b>	<b>0.00 %</b>
<b>644 - Juvenile Grant-Medical Services Fund</b>						
<b>36060 - Juvenile Grant Medical Services</b>						
Salaries/Other Pay/Benefits	32,706	32,706	13,168.53	0.00	19,537.47	40.26 %

# Walker County Expenditures vs Budget Report

As of the Month Ended February 28, 2018  
Posted as of April 4, 2018

For The Fiscal Year Ending September 30, 2018

Account	Original Budget	Revised Budget	Actual	Encumbrances	Remaining	Pct
<b>644 - Juvenile Grant-Medical Services Fund</b>						
<b>36060 - Juvenile Grant Medical Services</b>						
Operations	1,452	1,452	200.00	0.00	1,252.00	13.77 %
<b>Department Total</b>	<b>34,158</b>	<b>34,158</b>	<b>13,368.53</b>	<b>0.00</b>	<b>20,789.47</b>	<b>39.14 %</b>
<b>644 - Juvenile Grant-Medical Services Fund Total</b>	<b>34,158</b>	<b>34,158</b>	<b>13,368.53</b>	<b>0.00</b>	<b>20,789.47</b>	<b>39.14 %</b>

## 646 - Juvenile Grant-PrePost Adjudication

<b>36080 - Juvenile Grant PrePost Adjudication</b>						
Operations	15,840	15,840	15,650.00	0.00	190.00	98.80 %
<b>Department Total</b>	<b>15,840</b>	<b>15,840</b>	<b>15,650.00</b>	<b>0.00</b>	<b>190.00</b>	<b>98.80 %</b>
<b>646 - Juvenile Grant-PrePost Adjudication Total</b>	<b>15,840</b>	<b>15,840</b>	<b>15,650.00</b>	<b>0.00</b>	<b>190.00</b>	<b>98.80 %</b>

## 647 - Juvenile Grant-Community Programs

<b>36090 - Juvenile Grant Community Programs</b>						
Salaries/Other Pay/Benefits	101,350	101,350	40,974.71	0.00	60,375.29	40.43 %
Operations	1,196	1,196	90.00	0.00	1,106.00	7.53 %
<b>Department Total</b>	<b>102,546</b>	<b>102,546</b>	<b>41,064.71</b>	<b>0.00</b>	<b>61,481.29</b>	<b>40.05 %</b>
<b>647 - Juvenile Grant-Community Programs Total</b>	<b>102,546</b>	<b>102,546</b>	<b>41,064.71</b>	<b>0.00</b>	<b>61,481.29</b>	<b>40.05 %</b>

## 801 - Sheriff Commissary Fund

<b>50040 - Sheriff Commissary Operations</b>						
Salaries/Other Pay/Benefits	0	0	940.30	0.00	(940.30)	0.00 %
Operations	0	0	8,964.62	3,758.00	(12,722.62)	0.00 %
<b>Department Total</b>	<b>0</b>	<b>0</b>	<b>9,904.92</b>	<b>3,758.00</b>	<b>(13,662.92)</b>	<b>0.00 %</b>
<b>801 - Sheriff Commissary Fund Total</b>	<b>0</b>	<b>0</b>	<b>9,904.92</b>	<b>3,758.00</b>	<b>(13,662.92)</b>	<b>0.00 %</b>

## 802 - Walker County Public Safety Communications Center

<b>46500 - Walker County Central Dispatch Services</b>						
Salaries/Other Pay/Benefits	1,062,942	1,062,942	358,968.04	0.00	703,973.96	33.77 %
Operations	248,343	248,343	120,340.05	1,935.00	126,067.95	49.24 %
Contingency	62,879	62,879	0.00	0.00	62,879.00	0.00 %



## Walker County Expenditures vs Budget Report

As of the Month Ended February 28, 2018

Posted as of April 4, 2018

Page 19 of 19

4/5/2018

6:11 PM

For The Fiscal Year Ending September 30, 2018

Account	OriginalBudget	RevisedBudget	Actual	Encumbrances	Remaining	Pct
Department Total	1,374,164	1,374,164	479,308.09	1,935.00	892,920.91	35.02 %
802 - Walker County Public Safety Communications Center Total	1,374,164	1,374,164	479,308.09	1,935.00	892,920.91	35.02 %
Report Totals	45,370,370	47,596,747	16,958,038.36	1,746,519.11	28,892,189.53	39.30 %

**Walker County Budget vs Actual Report**  
**As of the Month ended February 28, 2018 Posted as of April 4, 2018**  
**Year to Date for the Fiscal Year Ending September 30, 2018**

Account		Original Budget	Revised Budget	Actual	Encumbrance	Remaining	Pct
<b>105 - General Projects Fund - 19990 - General Government Projects</b>							
Projects							
105.79108.19990	PC Equipment Project	28,229	28,229	0.00	0.00	28,229.00	0.00 %
105.79110.19990	Projects - IT	18,000	18,000	0.00	0.00	18,000.00	0.00 %
105.79503.19990	County Facilities Projects	337,123	337,123	7,207.04	205.62	329,710.34	2.20 %
105.79506.19990	Annex Water Damage Roof	38,461	38,461	38,460.80	0.00	0.20	100.00 %
105.79507.19990	Annex Water DamageInterior	55,046	75,046	75,557.70	1,164.80	(1,676.50)	102.23 %
105.79990.19990	Project Contingency	821,335	801,335	0.00	0.00	801,335.00	0.00 %
105.80103.19990	Project-Copier Replacement	83,122	83,122	0.00	0.00	83,122.00	0.00 %
	Projects Total	1,381,316	1,381,316	121,225.54	1,370.42	1,258,720.04	8.88 %
	<b>Expense Total</b>	<b>1,381,316</b>	<b>1,381,316</b>	<b>121,225.54</b>	<b>1,370.42</b>	<b>1,258,720.04</b>	<b>8.88 %</b>
<b>105 - General Projects Fund - 29990 - Financial Projects</b>							
Projects							
105.79201.29990	Software Improvement Project	29,728	29,728	0.00	0.00	29,728.00	0.00 %
105.79202.29990	Financial System Upgrade	90,789	90,789	0.00	0.00	90,789.00	0.00 %
105.79508.29990	County Auditor Projects	3,322	3,322	621.49	2,305.18	395.33	88.10 %
	Projects Total	123,839	123,839	621.49	2,305.18	120,912.33	2.36 %
	<b>Expense Total</b>	<b>123,839</b>	<b>123,839</b>	<b>621.49</b>	<b>2,305.18</b>	<b>120,912.33</b>	<b>2.36 %</b>
<b>105 - General Projects Fund - 49990 - Public Safety Projects</b>							
Projects							
105.79020.49990	Volunteer Fire Departments Special Purchases/GrantMatch	12,000	12,000	12,000.00	0.00	0.00	100.00 %
105.79510.49990	Weigh Station Project	11,400	11,400	0.00	0.00	11,400.00	0.00 %
105.79911.49990	Emergency Management Projects	6,840	6,840	1,389.13	0.00	5,450.87	20.31 %
	Projects Total	30,240	30,240	13,389.13	0.00	16,850.87	44.28 %
	<b>Expense Total</b>	<b>30,240</b>	<b>30,240</b>	<b>13,389.13</b>	<b>0.00</b>	<b>16,850.87</b>	<b>44.28 %</b>
<b>105 - General Projects Fund - 69990 - Health and Human Services Projects</b>							
Projects							
105.79120.69990	Project - GIS	10,216	10,216	0.00	0.00	10,216.00	0.00 %
105.79602.69990	Nuisance Abatement Project	13,000	13,000	0.00	0.00	13,000.00	0.00 %
	Projects Total	23,216	23,216	0.00	0.00	23,216.00	0.00 %
	<b>Expense Total</b>	<b>23,216</b>	<b>23,216</b>	<b>0.00</b>	<b>0.00</b>	<b>23,216.00</b>	<b>0.00 %</b>
<b>Fund Totals</b>		<b>1,558,611</b>	<b>1,558,611</b>	<b>135,236.16</b>	<b>3,675.60</b>	<b>1,419,699.24</b>	<b>8.91 %</b>

Final

**\$20,000,000**

Walker County, Texas

Certificates of Obligation

Series 2012

## **Sources & Uses**

Dated 06/01/ 2012

Delivered 06/21/2012

### **Sources of Funds**

Par Amount of Bonds	\$20,000,000.00
Reoffering Premium	130,840.40
Accrued Interest from 06/01/2012 to 06/21/2012	32,798.19
<b>Total Sources</b>	<b>\$20,163,638.59</b>

### **Uses Of Funds**

Deposit to Project Fund	\$19,818,693.66
Costs of Issuance	109,000.00
Total Underwriter's Discount (0.521%)	104,136.25
Gross Bond Insurance Premium ( 36.0 bp)	99,010.49
Deposit to Debt Service Fund	32,798.19
<b>Total Uses</b>	<b>\$20,163,638.59</b>

Final

**\$20,000,000**

Walker County, Texas

Certificates of Obligation

Series 2012

# Debt Service Schedule

Part 1 of 2

Date	Principal	Coupon	Interest	Total P+I	Fiscal Total
06/21/2012	-	-	-	-	-
02/01/2013	-	-	393,578.33	393,578.33	-
08/01/2013	685,000.00	2.000%	295,183.75	980,183.75	-
09/30/2013	-	-	-	-	1,373,762.08
02/01/2014	-	-	288,333.75	288,333.75	-
08/01/2014	800,000.00	2.000%	238,333.75	1,088,333.75	-
09/30/2014	-	-	-	-	1,376,667.50
02/01/2015	-	-	280,333.75	280,333.75	-
08/01/2015	815,000.00	2.000%	280,333.75	1,095,333.75	-
09/30/2015	-	-	-	-	1,375,667.50
02/01/2016	-	-	272,183.75	272,183.75	-
08/01/2016	830,000.00	2.000%	272,183.75	1,102,183.75	-
09/30/2016	-	-	-	-	1,374,367.50
02/01/2017	-	-	263,883.75	263,883.75	-
08/01/2017	845,000.00	2.000%	263,883.75	1,108,883.75	-
09/30/2017	-	-	-	-	1,372,767.50
02/01/2018	-	-	255,433.75	255,433.75	-
08/01/2018	865,000.00	2.000%	255,433.75	1,120,433.75	-
09/30/2018	-	-	-	-	1,375,867.50
02/01/2019	-	-	246,783.75	246,783.75	-
08/01/2019	880,000.00	3.000%	246,783.75	1,126,783.75	-
09/30/2019	-	-	-	-	1,373,567.50
02/01/2020	-	-	233,583.75	233,583.75	-
08/01/2020	910,000.00	3.000%	233,583.75	1,143,583.75	-
09/30/2020	-	-	-	-	1,377,167.50
02/01/2021	-	-	219,933.75	219,933.75	-
08/01/2021	935,000.00	3.000%	219,933.75	1,154,933.75	-
09/30/2021	-	-	-	-	1,374,867.50
02/01/2022	-	-	205,908.75	205,908.75	-
08/01/2022	965,000.00	3.000%	205,908.75	1,170,908.75	-
09/30/2022	-	-	-	-	1,376,817.50
02/01/2023	-	-	191,433.75	191,433.75	-
08/01/2023	990,000.00	3.000%	191,433.75	1,181,433.75	-
09/30/2023	-	-	-	-	1,372,867.50
02/01/2024	-	-	176,583.75	176,583.75	-
08/01/2024	1,020,000.00	3.000%	176,583.75	1,196,583.75	-
09/30/2024	-	-	-	-	1,373,167.50
02/01/2025	-	-	161,283.75	161,283.75	-
08/01/2025	1,055,000.00	3.125%	161,283.75	1,216,283.75	-
09/30/2025	-	-	-	-	1,377,567.50
02/01/2026	-	-	144,799.38	144,799.38	-
08/01/2026	1,085,000.00	3.125%	144,799.38	1,229,799.38	-
09/30/2026	-	-	-	-	1,374,598.76
02/01/2027	-	-	127,846.25	127,846.25	-
08/01/2027	1,120,000.00	3.250%	127,846.25	1,247,846.25	-



Final

**\$20,000,000**

Walker County, Texas

Certificates of Obligation

Series 2012

## Debt Service Schedule

Part 2 of 2

Date	Principal	Coupon	Interest	Total P+I	Fiscal Total
09/30/2027	-	-	-	-	1,375,692.50
02/01/2028	-	-	109,646.25	109,646.25	-
08/01/2028	1,155,000.00	3.375%	109,646.25	1,264,646.25	-
09/30/2028	-	-	-	-	1,374,292.50
02/01/2029	-	-	90,155.63	90,155.63	-
08/01/2029	1,195,000.00	3.375%	90,155.63	1,285,155.63	-
09/30/2029	-	-	-	-	1,375,311.26
02/01/2030	-	-	69,990.00	69,990.00	-
08/01/2030	1,235,000.00	3.500%	69,990.00	1,304,990.00	-
09/30/2030	-	-	-	-	1,374,980.00
02/01/2031	-	-	48,377.50	48,377.50	-
08/01/2031	1,280,000.00	3.700%	48,377.50	1,328,377.50	-
09/30/2031	-	-	-	-	1,376,755.00
02/01/2032	-	-	24,697.50	24,697.50	-
06/01/2032	1,335,000.00	3.700%	16,465.00	1,351,465.00	-
09/30/2032	-	-	-	-	1,376,162.50
<b>Total</b>	<b>\$20,000,000.00</b>	-	<b>\$7,502,914.60</b>	<b>\$27,502,914.60</b>	-

## Yield

### Statistics

Accrued interest from 06/01/2012 to 06/21/2012	\$32,798.19
Bond Year Dollars	\$232,960.83
Average Life	11.648 Years
Average Coupon	3.2206764%
Net Interest Cost (NIC)	3.2092135%
True Interest Cost (TIC)	3.1782981%
Bond Yield for Arbitrage Purposes	3.1755617%
All Inclusive Cost (AIC)	3.2901900%

Final

**\$20,000,000**

Walker County, Texas

Certificates of Obligation

Series 2012

### Debt Service Schedule

Date	Principal	Coupon	Interest	Total P+I
09/30/2012	-	-	-	-
09/30/2013	685,000.00	2.000%	688,762.08	1,373,762.08
09/30/2014	800,000.00	2.000%	576,667.50	1,376,667.50
09/30/2015	815,000.00	2.000%	560,667.50	1,375,667.50
09/30/2016	830,000.00	2.000%	544,367.50	1,374,367.50
09/30/2017	845,000.00	2.000%	527,767.50	1,372,767.50
09/30/2018	865,000.00	2.000%	510,867.50	1,375,867.50
09/30/2019	880,000.00	3.000%	493,567.50	1,373,567.50
03/30/2020	910,000.00	3.000%	467,167.50	1,377,167.50
09/30/2021	935,000.00	3.000%	439,867.50	1,374,867.50
09/30/2022	965,000.00	3.000%	411,817.50	1,376,817.50
09/30/2023	990,000.00	3.000%	382,867.50	1,372,867.50
09/30/2024	1,020,000.00	3.000%	353,167.50	1,373,167.50
09/30/2025	1,055,000.00	3.125%	322,567.50	1,377,567.50
09/30/2026	1,085,000.00	3.125%	289,598.76	1,374,598.76
09/30/2027	1,120,000.00	3.250%	255,692.50	1,375,692.50
09/30/2028	1,155,000.00	3.375%	219,292.50	1,374,292.50
09/30/2029	1,195,000.00	3.375%	180,311.26	1,375,311.26
09/30/2030	1,235,000.00	3.500%	139,980.00	1,374,980.00
09/30/2031	1,280,000.00	3.700%	96,755.00	1,376,755.00
09/30/2032	1,135,000.00	3.700%	41,162.50	1,376,162.50
Total	\$20,000,000.00	-	\$7,502,914.60	\$27,502,914.60

### Yield

#### Statistics

Accrued interest from 06/01/2012 to 06/21/2012	\$32,798.19
Bond Year Dollars	\$232,960.83
Average Life	11.648 Years
Average Coupon	3.2206764%
Net Interest Cost (NIC)	3.2092135%
True Interest Cost (TIC)	3.1782981%
Bond Yield for Arbitrage Purposes	3.1755617%
All Inclusive Cost (AIC)	3.2901900%

Final

**\$20,000,000**

Walker County, Texas

Certificates of Obligation

Series 2012

## Pricing Summary

Maturity	Type of Bond	Coupon	Yield	Maturity Value	Price	Total P+I
08/01/2013	Serial Coupon	2.000%	0.520%	685,000.00	101.637%	696,213.45
08/01/2014	Serial Coupon	2.000%	0.730%	800,000.00	102.655%	821,240.00
08/01/2015	Serial Coupon	2.000%	0.960%	815,000.00	103.179%	840,908.85
08/01/2016	Serial Coupon	2.000%	1.200%	830,000.00	103.199%	856,551.70
08/01/2017	Serial Coupon	2.000%	1.480%	845,000.00	102.550%	866,547.50
08/01/2018	Serial Coupon	2.000%	1.740%	865,000.00	101.500%	877,975.00
08/01/2019	Serial Coupon	3.000%	1.990%	880,000.00	106.665%	938,652.00
08/01/2020	Serial Coupon	3.000%	2.290%	910,000.00	105.227%	957,565.70
08/01/2021	Serial Coupon	3.000%	2.550%	935,000.00	103.636%	968,996.60
08/01/2022	Serial Coupon	3.000%	2.750%	965,000.00	102.191%	986,143.15
08/01/2023	Serial Coupon	3.000%	2.940%	990,000.00	100.519%	995,138.10
08/01/2024	Serial Coupon	3.000%	3.100%	1,020,000.00	98.994%	1,009,738.80
08/01/2025	Serial Coupon	3.125%	3.200%	1,055,000.00	99.199%	1,046,549.45
08/01/2026	Serial Coupon	3.125%	3.280%	1,085,000.00	98.258%	1,066,099.30
08/01/2027	Serial Coupon	3.250%	3.360%	1,120,000.00	98.702%	1,105,462.40
08/01/2028	Serial Coupon	3.375%	3.440%	1,155,000.00	99.198%	1,145,736.90
08/01/2029	Serial Coupon	3.375%	3.530%	1,195,000.00	98.109%	1,171,327.05
08/01/2030	Serial Coupon	3.500%	3.620%	1,235,000.00	98.413%	1,215,400.55
08/01/2031	Serial Coupon	3.700%	3.810%	1,280,000.00	98.513%	1,260,966.40
06/01/2032	Serial Coupon	3.700%	3.870%	1,335,000.00	97.650%	1,303,627.50
<b>Total</b>	-	-	-	<b>\$20,000,000.00</b>	-	<b>\$20,130,840.40</b>

c - Priced to the 8/1/2022 par call

### Bid Information

Par Amount of Bonds	\$20,000,000.00
Reoffering Premium or (Discount)	130,840.40
Gross Production	\$20,130,840.40
Total Underwriter's Discount (0.521%)	(\$104,136.25)
Bid (100.134%)	20,026,704.15
Accrued Interest from 06/01/2012 to 06/21/2012	32,798.19
Total Purchase Price	\$20,059,502.34
Bond Year Dollars	\$232,960.83
Average Life	11.648 Years
Average Coupon	3.2206764%
Net Interest Cost (NIC)	3.2092135%
True Interest Cost (TIC)	3.1782981%

Crews & Associates, Inc.

Capital Markets Group

Page 5

Final

**\$20,000,000**

Walker County, Texas

Certificates of Obligation

Series 2012

## **Sources & Uses**

Dated 06/01/ 2012

Delivered 06/21/2012

### **Sources of Funds**

Par Amount of Bonds	\$20,000,000.00
Reoffering Premium	130,840.40
Accrued Interest from 06/01/2012 to 06/21/2012	32,798.19
<b>Total Sources</b>	<b>\$20,163,638.59</b>

### **Uses Of Funds**

Deposit to Project Fund	\$19,818,693.66
Costs of Issuance	109,000.00
Total Underwriter's Discount (0.521%)	104,136.25
Gross Bond Insurance Premium ( 36.0 bp)	99,010.49
Deposit to Debt Service Fund	32,798.19
<b>Total Uses</b>	<b>\$20,163,638.59</b>