



*Financial Information
For the Month Ended August 31, 2017
Posted Transactions as of October 3, 2017*

Prepared by:
Patricia Allen
County Auditor

Information is presented based on ledger balances and entries posted thru October 3, 2017 for the month ended August 31, 2017 for the fiscal year ending September 30, 2017. This is unaudited information. There may be accrual and adjusting entries that have not been posted. Encumbrances are not included in the report.

As required Local Government Code 114.024

Table of Contents

Fund Balance – Summary of Revenues, Expenditures and Net Transfers to Date	3
Cash and Investments Report	4
Cash and Investments – Agency Funds Maintained by Elected Officials	5
Balance Sheet by Fund	6
Sales Tax Revenue – Comparison by Month and Fiscal Year	19
Weigh Station Revenue – Comparison by Month and Fiscal Year	20
Revenues – Budget vs Actual	21
Expenditures by Category – Budget vs Actual	44
Projects Budget Detail – Budget vs Actual	64
Outstanding Debt – 2012 Certificates of Obligation	66

Summary of Revenues, Expenditures and Net Transfers to Date
As of the Month Ended August 31, 2017 Posted as of October 3, 2017
For the Fiscal Year Ending September 30, 2017

Ledger Balances	Fund Balance Fiscal Yr Begin	Revenues To Date	Expenditures To Date	Net Transfers Between Funds	Fund Balance This Date
Operating					
101 - General Fund	\$ 7,668,967.88	\$ 21,315,395.27	\$ 17,065,952.83	\$ (1,531,275.00)	\$ 10,387,135.32
192 - Debt Service Fund	\$ 180,420.83	\$ 1,366,915.20	\$ 1,372,767.54	\$ -	\$ 174,568.49
220 - Road & Bridge	\$ 3,726,798.57	\$ 5,452,286.37	\$ 6,440,548.12	\$ 604,750.00	\$ 3,343,286.82
301 - Walker County EMS Fund	\$ 1,279,654.33	\$ 2,146,367.24	\$ 3,083,778.71	\$ 936,768.00	\$ 1,279,010.86
180 - Public Safety Seized Money Fund	\$ -	\$ -	\$ -	\$ -	\$ -
185 - General Fund - Healthy County Initiative Fund	\$ 16,753.16	\$ 1,575.94	\$ 1,135.95	\$ -	\$ 17,193.15
	12,872,594.77	30,282,540.02	27,964,183.15	10,243.00	\$ 15,201,194.64
Projects					
105 - General Projects Fund	\$ 1,794,683.63	\$ 9,597.80	\$ 626,020.07	\$ (24,750.00)	\$ 1,153,511.36
Grants/Other Funds					
460 - Affordable Housing Initiatives	-	50,085.02	-	-	\$ 50,085.02
473 - SO Auto Task Force Grant	-	66,345.57	66,345.59	-	\$ (0.02)
474 - CDA Victims Assistance Grant	-	30,890.41	56,322.77	-	\$ (25,432.36)
475 - CDA Prosecutor Grant	-	22,313.73	55,072.13	-	\$ (32,758.40)
481 - Grant-Jag	-	865.87	865.87	-	\$ -
482 - Grants - HGAC Grants	-	-	-	-	\$ -
484 - Grants - Other Funds	-	60,472.56	69,713.37	-	\$ (9,240.81)
485 - Grants - HomeLand Security	-	58,200.00	58,200.00	-	\$ -
486 - Community Development Block Grant	-	-	-	-	\$ -
489 - CDBG Grant - Fire Protection Fund	-	28,887.42	95,649.00	-	\$ (66,761.58)
511 - County Records Management and Preservation F	\$ 11,055.95	\$ 16,644.25	\$ 23,457.20	\$ -	\$ 4,243.00
512 - County Records Preservation II Fund	\$ 32,733.83	\$ 10,707.17	\$ 10,753.51	\$ -	\$ 32,687.49
515 - County Clerk Records Management and Preserv.	\$ 283,163.11	\$ 89,700.19	\$ 18,788.08	\$ -	\$ 354,075.22
516 - County Clerk Records Archive Fund	\$ 389,416.53	\$ 93,346.98	\$ -	\$ -	\$ 482,763.51
518 - District Clerk Records Preservation	\$ 918.09	\$ 3,281.94	\$ 2,996.33	\$ -	\$ 1,203.70
519 - District Clerk Rider Fund	\$ 19,539.16	\$ 11,088.13	\$ 6,774.89	\$ -	\$ 23,852.40
520 - District Clerk Archive Fund	\$ 2,770.75	\$ 1,782.65	\$ -	\$ -	\$ 4,553.40
523 - County Jury Fee Fund	-	\$ 7,571.76	\$ 3,975.00	-	\$ 3,596.76
525 - Court Reporter Services Fund	-	\$ 13,277.38	\$ 10,509.75	-	\$ 2,767.63
526 - County Law Library Fund	\$ 48,401.19	\$ 31,053.52	\$ 43,193.72	-	\$ 36,260.99
536 - Courthouse Security Fund	\$ 40,151.54	\$ 30,541.69	\$ 53,401.00	-	\$ 17,292.23
537 - Justice Courts Security Fund	\$ 28,581.63	\$ 5,156.01	\$ 17.49	-	\$ 33,720.15
550 - Justice Courts Technology Fund	\$ 32,985.52	\$ 20,454.76	\$ 1,851.08	-	\$ 51,589.20
551 - County and District Courts Technology Fund	\$ 7,271.97	\$ 1,560.63	\$ 1,424.31	-	\$ 7,408.29
560 - District Attorney Prosecutors Supplement Fund	-	\$ 19,965.32	\$ 16,005.18	-	\$ 3,960.14
561 - Pretrial Intervention Program Fund	-	\$ 20,249.83	\$ 37,413.45	\$ 14,507.00	\$ (2,656.62)
562 - District Attorney Forfeiture Fund	\$ 150,243.55	\$ 48,465.52	\$ 25,942.22	-	\$ 172,766.85
563 - District Attorney Hot Check Fee Fund	-	\$ 6,318.47	\$ 5,080.04	-	\$ 1,238.43
574 - Sheriff Forfeiture Fund	\$ 121,481.23	\$ 127,852.40	\$ 67,735.81	-	\$ 181,597.82
576 - Sheriff Inmate Medical Fund	\$ 27,401.42	\$ 2,000.36	\$ -	-	\$ 29,401.78
577 - DOJ-Equitable Sharing Fund	\$ 325,677.85	\$ 16,868.06	\$ -	-	\$ 342,545.91
583 - Elections Equipment Fund	\$ 12,819.06	\$ 13,981.45	\$ 20,119.83	-	\$ 6,680.68
584 - Tax Assessor Elections Service Contract Fund	\$ 17,116.69	\$ 8,770.90	\$ 2,226.04	-	\$ 23,661.55
589 - Tax Assessor Special Inventory Fee Fund	\$ 18.71	\$ 0.07	\$ -	-	\$ 18.78
601 - SPU Civil/Criminal/Juvenile Grant/Allocations	-	\$ 4,713,471.42	\$ 4,838,854.15	-	\$ (125,382.73)
640 - Juvenile Grant Fund (Title IV E)	\$ 100,575.10	\$ 298.56	\$ 1,471.24	-	\$ 99,402.42
641 - Juvenile Grant State Aid Fund	-	\$ 193,275.25	\$ 192,741.28	-	\$ 533.97
643 - Juvenile Grant-Commitment Reduction Fund	-	\$ 39,057.80	\$ 39,057.80	-	\$ -
644 - Juvenile Medical Grant	-	\$ 31,381.25	\$ 30,753.29	-	\$ 627.96
645 - Juvenile HGAC Services Grant	-	\$ 12,656.11	\$ 11,850.00	-	\$ 806.11
646 - Juvenile Grant - PrePost Adjudication	-	\$ 16,329.00	\$ 16,329.00	-	\$ -
647 - Juvenile Grant - Community Services	-	\$ 88,633.66	\$ 87,080.08	-	\$ 1,553.58
648 - Juvenile Grant - Regionalization	-	\$ -	\$ -	-	\$ -
615 - Adult Probation-Basic Services Fund	\$ 287,737.41	\$ 1,162,877.72	\$ 1,202,268.38	\$ (3,581.00)	\$ 244,765.75
616 - Adult Probation-Court Services Fund	-	\$ 178,622.07	\$ 181,973.86	\$ 3,581.00	\$ 229.21
617 - Adult Probation-Substance Abuse Services Fund	-	\$ 102,542.23	\$ 100,677.98	-	\$ 1,864.25
801 - Sheriff Commissary Fund	\$ 52,449.30	\$ 36,443.40	\$ 28,533.64	-	\$ 60,359.06
802 - Walker County Public Safety Communications Center	\$ 345,404.11	\$ 1,032,167.21	\$ 935,538.69	-	\$ 442,032.63
810 - Agency Fund - LEOSE Training Funds	-	\$ -	\$ -	-	\$ -
820 - CERTZ #1	-	\$ -	\$ -	-	\$ -
	2,337,913.70	8,526,455.70	8,420,963.05	14,507.00	2,457,913.35
	\$ 17,005,192.10	\$ 38,818,593.52	\$ 37,011,166.27	\$ -	\$ 18,812,619.35

Cash and Investments Report
As of the Month Ended August 31, 2017
Transactions Posted as of October 03, 2017

	Cash	Other Bank Accounts	Texpool	MBIA	ICT	Wells Wargo	Total
Operating							
101 - General Fund	\$ 3,234,504.98	\$ 65,987.36	\$ 2,421,295.04	\$ 574,856.98	\$ -	\$ 5,484,216.27	\$ 11,780,860.63
192 - Debt Service Fund	11,213.09	-	163,355.40	-	-	-	174,568.49
220 - Road & Bridge	630,314.60	-	72,806.23	454,103.06	-	-	1,157,223.89
301 - Walker County EMS Fund	63,375.79	-	278,054.12	455,945.44	-	302,761.06	797,375.35
180 - Public Safety Seized Money Fund	-	-	165,978.31	-	-	-	165,978.31
185 - General Fund - Healthy County Initiative F	1,908.69	-	15,284.46	-	-	-	17,193.15
	3,941,317.15	65,987.36	3,116,773.56	1,484,905.48	-	5,786,977.33	14,395,960.88
Projects							
105 - General Projects Fund	1,670.54	-	372,578.41	479,291.21	-	302,761.08	853,540.16
Grants/Other Funds							
460 - Affordable Housing Initiatives	-	-	50,085.02	-	-	-	50,085.02
473- SO Auto Task Force Grant	(13,896.32)	-	-	-	-	-	(13,896.32)
474 - CDA Victims Grant	(24,652.61)	-	-	-	-	-	(24,652.61)
475 - CDA Prosecutor Grant	(31,367.33)	-	-	-	-	-	(31,367.33)
482 - HGAC Grants	-	-	-	-	-	-	-
484 - Grants - Other Funds	(4,176.23)	-	-	-	-	-	(4,176.23)
485 - Grants Homeland Security	(58,200.00)	-	-	-	-	-	(58,200.00)
489 - CDBG Grant - Fire Protection	(71,735.92)	-	-	-	-	-	(71,735.92)
511 - County Records Management and Preserv	4,104.94	-	138.06	-	-	-	4,243.00
512 - County Records Preservation II Fund	1,862.62	-	30,824.87	-	-	-	32,687.49
515 - County Clerk Records Management and Pri	55,457.08	-	235,928.49	62,689.65	-	-	354,075.22
516 - County Clerk Records Archive Fund	114,415.85	-	305,658.01	62,689.65	-	-	482,763.51
518 - District Clerk Records Preservation	1,203.68	-	0.02	-	-	-	1,203.70
519 - District Clerk Rider Fund	6,037.15	-	18,125.25	-	-	-	24,162.40
520 - District Clerk Archive Fund	4,553.40	-	-	-	-	-	4,553.40
523 - County Jury Fee Fund	3,596.76	-	-	-	-	-	3,596.76
525 - Court Reporter Services Fund	2,767.63	-	-	-	-	-	2,767.63
526 - County Law Library Fund	18,765.77	-	18,077.02	-	-	-	36,842.79
536 - Courthouse Security Fund	13,861.29	-	3,430.94	-	-	-	17,292.23
537 - Justice Courts Security Fund	14,516.66	-	19,220.98	-	-	-	33,737.64
540 - Fire Suppression-US Forest Service Fund	0.00	-	17,354.47	-	-	-	17,354.47
550 - Justice Courts Technology Fund	20,485.60	-	31,103.60	-	-	-	51,589.20
551 - County and District Courts Technology Fun	6,435.75	-	972.54	-	-	-	7,408.29
560 - District Attorney Prosecutors Supplement I	4,775.55	-	-	-	-	-	4,775.55
561 - Pretrial Intervention Program Fund	(2,656.62)	-	-	-	-	-	(2,656.62)
562 - District Attorney Forfeiture Fund	19,038.83	-	157,888.02	-	-	-	176,926.85
563 - District Attorney Hot Check Fee Fund	1,270.44	-	-	-	-	-	1,270.44
574 - Sheriff Forfeiture Fund	30,802.79	2,166.22	151,477.93	-	-	-	184,446.94
576 - Sheriff Inmate Medical Fund	8,210.55	-	21,191.23	-	-	-	29,401.78
577 - DOJ-Equitable Sharing Fund	13,193.25	-	306,703.48	22,649.18	-	-	342,545.91
583 - Elections Equipment Fund	86.93	-	6,593.75	-	-	-	6,680.68
584 - Tax Assessor Elections Service Contract Fur	939.71	-	22,721.84	-	-	-	23,661.55
589 - Tax Assessor Special Inventory Fee Fund	3.17	-	15.61	-	-	-	18.78
601 - SPU Civil/Criminal/Juvenile Grant/Allocatio	(582,154.58)	-	-	-	-	-	(582,154.58)
640 - Juvenile Grant Fund (Title IV E)	50,230.99	-	49,171.43	-	-	-	99,402.42
641 - Juvenile Grant State Aid Fund	5,444.58	-	-	-	-	-	5,444.58
643 - Juvenile Grant-Commitment Reduction Fur	0.00	-	-	-	-	-	-
644 - Juvenile Medical Fund Grant	627.96	-	-	-	-	-	627.96
645 - Juvenile Services - HGAC Grant	(2,860.14)	-	-	-	-	-	(2,860.14)
646 - Juvenile Grant - PrePost Adjudication	0.00	-	-	-	-	-	-
647 - Juvenile Grant - Community Programs	4,173.58	-	-	-	-	-	4,173.58
648 - Juvenile Grant - Regionalization	0.00	-	-	-	-	-	-
County Treasurer Agency Funds							
615 - Adult Probation-Basic Services Fund	141,687.76	-	16,520.22	109,275.82	-	-	267,483.80
616 - Adult Probation-Court Services Fund	6,027.95	-	-	-	-	-	6,027.95
617 - Adult Probation-Substance Abuse Services	10,608.08	-	-	-	-	-	10,608.08
801 - Sheriff Commissary Fund	25,030.94	-	35,328.12	-	-	-	60,359.06
802 - Walker County Public Safety Communicatio	167,014.23	-	278,992.64	-	-	-	446,006.87
810 - Agency Fund - LEOSE Training Funds	38,751.94	-	-	-	-	-	38,751.94
820 - CERTZ #1	19.83	-	-	-	-	-	19.83
	4,303.49	2,166.22	1,777,523.54	257,304.30	0.00	0.00	2,041,297.55
	\$ 3,947,291.18	\$ 68,153.58	\$ 5,266,875.51	\$ 2,221,500.99	\$ -	\$ 6,089,738.41	\$ 17,290,798.59



Cash and Investments Report
As of the Month Ended August 31, 2017
 Transactions Posted as of October 03, 2017

	Cash	ICT	Certificates of Deposit	Total
Agency Funds Maintained by the Department (Balance of as Last Date Reported by the Department)				
850 Agency Fund - County Clerk	\$ 336,774.49	\$ 897,614.15	\$ -	\$ 1,234,388.64
851 Agency Fund - District Clerk	\$ 190,519.03	\$ -	\$ 348,866.33	\$ 539,385.36
852 Agency Fund - Criminal District Attorney	\$ 8,095.52	\$ -	\$ -	\$ 8,095.52
853 Agency Fund - Tax Assessor	\$ 1,323,930.02	\$ -	\$ -	\$ 1,323,930.02
854 Agency Fund - Sheriff	\$ 64,082.46	\$ -	\$ -	\$ 64,082.46
855 Agency Fund - Juvenile	\$ 1,740.42	\$ -	\$ -	\$ 1,740.42
856 Agency Fund - County Treasurer Jury	\$ 53.35	\$ -	\$ -	\$ 53.35
857 Agency Fund - Justice of Peace Precinct 4	\$ 16,665.60	\$ -	\$ -	\$ 16,665.60
858 Agency Fund - Adult Probation	\$ 28,324.08	\$ -	\$ -	\$ 28,324.08
	<u>\$ 1,970,184.97</u>	<u>\$ 897,614.15</u>	<u>\$ 348,866.33</u>	<u>\$ 3,216,665.45</u>



Walker County, Texas
Financial Information-Ledger Balances
Balance Sheet Accounts
and Changes in Fund Balance
Unadjusted and Unaudited Information
For Period Ending August 31, 2017

Posted as of October 03, 2017

	101	180	192
	General Fund	Seizure Fund	Debt Service
Assets			
Cash Disbursement Accounts	3,234,504.98	\$ -	\$ 11,213.09
Cash in Bank - Other than Disbursement Accounts	65,987.36	\$ -	\$ -
Cash Equivalent Texpool	2,421,295.04	165,978.31	163,355.40
Cash Equivalent MBIA	574,856.98	-	-
Cash Equivalent DWS	-	-	-
Cash Equivalent - Wells Fargo	5,484,216.27	-	-
Cash Equivalent Deferred Revenue	-	-	-
Certificate of Deposit	-	-	-
Cash Other	3,650.00	-	-
Taxes Receivable	1,458,981.86	-	117,810.39
Accounts Receivable/Billings to Others	42,302.95	-	-
Accounts Receivable - EMS Billings	-	-	-
Due from Other Funds	(2,000.00)	-	-
Due from Others	77,589.33	-	-
Due from Other Governments	550,815.69	-	-
Prepaid Expenditures	34,146.00	-	-
Total Assets	13,946,346.46	165,978.31	292,378.88
Liabilities			
Accounts Payable	157,057.50	-	-
Retainage Payable	(45.00)	-	-
Due to Other Governments/State Agencies	108,418.69	-	-
Due to Other Funds	-	-	-
Due to Others	489,550.14	165,978.31	-
Payroll, Accrued Payroll and Employee Benefits Payable	1,345,247.95	-	-
Deferred Revenues	1,458,981.86	-	117,810.39
Agency Accounts Due to Others	-	-	-
Total Liabilities	3,559,211.14	165,978.31	117,810.39
Fund Balance Information			
Total Revenues-Fiscal Year to date	21,315,395.27	-	1,366,915.20
Total Expenses-Fiscal Year to date	(17,065,952.83)	(.00)	(1,372,767.54)
Excess (Deficit) of Revenues Over (Under) Expenditures	4,249,442.44	-	(5,852.34)
Other Sources (Uses) of Funds			
Transfers In From Other Funds	20,000.00	-	-
Transfers to Other Funds	(1,551,275.00)	(.00)	(.00)
Issue of Certificates of Obligation	-	-	-
Total Other Financing Sources (Uses)	(1,531,275.00)	-	-
Net Change in Fund Balance-Fiscal Year to Date	2,718,167.44	-	(5,852.34)
Fund Balance at Beginning of Year	7,668,967.88	-	180,420.83
Fund Balance End of Reporting Period	10,387,135.32	-	174,568.49
Total Liabilities and Fund Balance	\$ 13,946,346.46	\$ 165,978.31	\$ 292,378.88

Posted as of October 03, 2017

	220 Road and Bridge	301 EMS	105 General Projects
Assets			
Cash Disbursement Accounts	\$ 630,314.60	\$ 63,375.79	\$ 1,670.54
Cash in Bank - Other than Disbursement Accounts	\$ -	\$ -	\$ -
Cash Equivalent Texpool	72,806.23	278,054.12	372,578.41
Cash Equivalent MBIA	454,103.06	455,945.44	479,291.21
Cash Equivalent DWS	-	-	-
Cash Equivalent - Wells Fargo	-	302,761.06	302,761.08
Cash Equivalent Deferred Revenue	-	-	-
Certificate of Deposit	-	-	-
Cash Other	-	200.00	-
Taxes Receivable	-	-	-
Accounts Receivable/Billings to Others	-	-	-
Accounts Receivable - EMS Billings	-	220,725.02	-
Due from Other Funds	-	-	-
Due from Others	2.20	918.58	-
Due from Other Governments	2,464,657.92	-	-
Prepaid Expenditures	-	-	-
Total Assets	3,621,884.01	1,321,980.01	1,156,301.24
Liabilities			
Accounts Payable	259,607.32	16,638.41	2,789.88
Retainage Payable	-	-	-
Due to Other Governments/State Agencies	-	-	-
Due to Other Funds	-	-	-
Due to Others	18,989.87	26,330.74	-
Payroll, Accrued Payroll and Employee Benefits Payable	-	-	-
Deferred Revenues	-	-	-
Agency Accounts Due to Others	-	-	-
Total Liabilities	278,597.19	42,969.15	2,789.88
Fund Balance Information			
Total Revenues-Fiscal Year to date	5,452,286.37	2,146,367.24	9,597.80
Total Expenses-Fiscal Year to date	(6,440,548.12)	(3,083,778.71)	(626,020.07)
Excess (Deficit) of Revenues Over (Under) Expenditures	(988,261.75)	(937,411.47)	(616,422.27)
Other Sources (Uses) of Funds			
Transfers In From Other Funds	624,750.00	936,768.00	-
Transfers to Other Funds	(20,000.00)	(.00)	(24,750.00)
Issue of Certificates of Obligation	-	-	-
Total Other Financing Sources (Uses)	604,750.00	936,768.00	(24,750.00)
Net Change in Fund Balance-Fiscal Year to Date	(383,511.75)	(643.47)	(641,172.27)
Fund Balance at Beginning of Year	3,726,798.57	1,279,654.33	1,794,683.63
Fund Balance End of Reporting Period	3,343,286.82	1,279,010.86	1,153,511.36
Total Liabilities and Fund Balance	\$ 3,621,884.01	\$ 1,321,980.01	\$ 1,156,301.24

Posted as of October 03, 2017

	756 Jail Project	511 County Records	512 County Records II -Digitize	515 County Clerk Records
Assets				
Cash Disbursement Accounts	\$ -	\$ 4,104.94	\$ 1,862.62	\$ 55,457.08
Cash in Bank - Other than Disbursement Accounts	\$ -	\$ -	\$ -	\$ -
Cash Equivalent Texpool	-	138.06	30,824.87	235,928.49
Cash Equivalent MBIA	-	-	-	62,689.65
Cash Equivalent DWS	-	-	-	-
Cash Equivalent - Wells Fargo	-	-	-	-
Cash Equivalent Deferred Revenue	-	-	-	-
Certificate of Deposit	-	-	-	-
Cash Other	-	-	-	-
Taxes Receivable	-	-	-	-
Accounts Receivable/Billings to Others	-	-	-	-
Accounts Receivable - EMS Billings	-	-	-	-
Due from Other Funds	-	-	-	-
Due from Others	-	-	-	-
Due from Other Governments	-	-	-	-
Prepaid Expenditures	-	-	-	-
Total Assets	-	4,243.00	32,687.49	354,075.22
Liabilities				
Accounts Payable	-	-	-	-
Retainage Payable	-	-	-	-
Due to Other Governments/State Agencies	-	-	-	-
Due to Other Funds	-	-	-	-
Due to Others	-	-	-	-
Payroll, Accrued Payroll and Employee Benefits Payable	-	-	-	-
Deferred Revenues	-	-	-	-
Agency Accounts Due to Others	-	-	-	-
Total Liabilities	-	-	-	-
Fund Balance Information				
Total Revenues-Fiscal Year to date	-	16,644.25	10,707.17	89,700.19
Total Expenses-Fiscal Year to date	(.00)	(23,457.20)	(10,753.51)	(18,788.08)
Excess (Deficit) of Revenues Over (Under) Expenditures	-	(6,812.95)	(46.34)	70,912.11
Other Sources (Uses) of Funds				
Transfers In From Other Funds	-	-	-	-
Transfers to Other Funds	(.00)	(.00)	(.00)	(.00)
Issue of Certificates of Obligation	-	-	-	-
Total Other Financing Sources (Uses)	-	-	-	-
Net Change in Fund Balance-Fiscal Year to Date	-	(6,812.95)	(46.34)	70,912.11
Fund Balance at Beginning of Year	-	11,055.95	32,733.83	283,163.11
Fund Balance End of Reporting Period	-	4,243.00	32,687.49	354,075.22
Total Liabilities and Fund Balance	\$ -	\$ 4,243.00	\$ 32,687.49	\$ 354,075.22

Posted as of October 03, 2017

	516 County Clerk Archive Fund	518 District Clerk Records	519 District Clerk Rider Fund	520 District Clerk Archive Fund
Assets				
Cash Disbursement Accounts	\$ 114,415.85	\$ 1,203.68	\$ 6,037.15	\$ 4,553.40
Cash in Bank - Other than Disbursement Accounts	\$ -	\$ -	\$ -	\$ -
Cash Equivalent Texpool	305,658.01	0.02	18,125.25	-
Cash Equivalent MBIA	62,689.65	-	-	-
Cash Equivalent DWS	-	-	-	-
Cash Equivalent - Wells Fargo	-	-	-	-
Cash Equivalent Deferred Revenue	-	-	-	-
Certificate of Deposit	-	-	-	-
Cash Other	-	-	-	-
Taxes Receivable	-	-	-	-
Accounts Receivable/Billings to Others	-	-	-	-
Accounts Receivable - EMS Billings	-	-	-	-
Due from Other Funds	-	-	-	-
Due from Others	-	-	-	-
Due from Other Governments	-	-	-	-
Prepaid Expenditures	-	-	-	-
Total Assets	482,763.51	1,203.70	24,162.40	4,553.40
Liabilities				
Accounts Payable	-	-	310.00	-
Retainage Payable	-	-	-	-
Due to Other Governments/State Agencies	-	-	-	-
Due to Other Funds	-	-	-	-
Due to Others	-	-	-	-
Payroll, Accrued Payroll and Employee Benefits Payable	-	-	-	-
Deferred Revenues	-	-	-	-
Agency Accounts Due to Others	-	-	-	-
Total Liabilities	-	-	310.00	-
Fund Balance Information				
Total Revenues-Fiscal Year to date	93,346.98	3,281.94	11,088.13	1,782.65
Total Expenses-Fiscal Year to date	(.00)	(2,996.33)	(6,774.89)	(.00)
Excess (Deficit) of Revenues Over (Under) Expenditures	93,346.98	285.61	4,313.24	1,782.65
Other Sources (Uses) of Funds				
Transfers In From Other Funds	-	-	-	-
Transfers to Other Funds	(.00)	(.00)	(.00)	(.00)
Issue of Certificates of Obligation	-	-	-	-
Total Other Financing Sources (Uses)	-	-	-	-
Net Change in Fund Balance-Fiscal Year to Date	93,346.98	285.61	4,313.24	1,782.65
Fund Balance at Beginning of Year	389,416.53	918.09	19,539.16	2,770.75
Fund Balance End of Reporting Period	482,763.51	1,203.70	23,852.40	4,553.40
Total Liabilities and Fund Balance	\$ 482,763.51	\$ 1,203.70	\$ 24,162.40	\$ 4,553.40

Posted as of October 03, 2017

	523 Jury Fund	525 Court Reporter Service Fund	526 Law Library	536 Courthouse Security
Assets				
Cash Disbursement Accounts	\$ 3,596.76	\$ 2,767.63	\$ 18,765.77	\$ 13,861.29
Cash in Bank - Other than Disbursement Accounts	\$ -	\$ -	\$ -	\$ -
Cash Equivalent Texpool	-	-	18,077.02	3,430.94
Cash Equivalent MBIA	-	-	-	-
Cash Equivalent DWS	-	-	-	-
Cash Equivalent - Wells Fargo	-	-	-	-
Cash Equivalent Deferred Revenue	-	-	-	-
Certificate of Deposit	-	-	-	-
Cash Other	-	-	-	-
Taxes Receivable	-	-	-	-
Accounts Receivable/Billings to Others	-	-	-	-
Accounts Receivable - EMS Billings	-	-	-	-
Due from Other Funds	-	-	-	-
Due from Others	-	-	-	-
Due from Other Governments	-	-	-	-
Prepaid Expenditures	-	-	-	-
Total Assets	3,596.76	2,767.63	36,842.79	17,292.23
Liabilities				
Accounts Payable	-	-	581.80	-
Retainage Payable	-	-	-	-
Due to Other Governments/State Agencies	-	-	-	-
Due to Other Funds	-	-	-	-
Due to Others	-	-	-	-
Payroll, Accrued Payroll and Employee Benefits Payable	-	-	-	-
Deferred Revenues	-	-	-	-
Agency Accounts Due to Others	-	-	-	-
Total Liabilities	-	-	581.80	-
Fund Balance Information				
Total Revenues-Fiscal Year to date	7,571.76	13,277.38	31,053.52	30,541.69
Total Expenses-Fiscal Year to date	(3,975.00)	(10,509.75)	(43,193.72)	(53,401.00)
Excess (Deficit) of Revenues Over (Under) Expenditures	3,596.76	2,767.63	(12,140.20)	(22,859.31)
Other Sources (Uses) of Funds				
Transfers In From Other Funds	-	-	-	-
Transfers to Other Funds	(.00)	(.00)	(.00)	(.00)
Issue of Certificates of Obligation	-	-	-	-
Total Other Financing Sources (Uses)	-	-	-	-
Net Change in Fund Balance-Fiscal Year to Date	3,596.76	2,767.63	(12,140.20)	(22,859.31)
Fund Balance at Beginning of Year	-	-	48,401.19	40,151.54
Fund Balance End of Reporting Period	3,596.76	2,767.63	36,260.99	17,292.23
Total Liabilities and Fund Balance	\$ 3,596.76	\$ 2,767.63	\$ 36,842.79	\$ 17,292.23

Posted as of October 03, 2017

	537 Justice Courts Security	540 US Forest Fire Suppression	550 Justice Courts Technology	551 County/District Court Technology
Assets				
Cash Disbursement Accounts	\$ 14,516.66	\$ -	\$ 20,485.60	\$ 6,435.75
Cash in Bank - Other than Disbursement Accounts	\$ -	\$ -	\$ -	\$ -
Cash Equivalent Texpool	19,220.98	17,354.47	31,103.60	972.54
Cash Equivalent MBIA	-	-	-	-
Cash Equivalent DWS	-	-	-	-
Cash Equivalent - Wells Fargo	-	-	-	-
Cash Equivalent Deferred Revenue	-	-	-	-
Certificate of Deposit	-	-	-	-
Cash Other	-	-	-	-
Taxes Receivable	-	-	-	-
Accounts Receivable/Billings to Others	-	-	-	-
Accounts Receivable - EMS Billings	-	-	-	-
Due from Other Funds	-	-	-	-
Due from Others	-	-	-	-
Due from Other Governments	-	-	-	-
Prepaid Expenditures	-	-	-	-
Total Assets	33,737.64	17,354.47	51,589.20	7,408.29
Liabilities				
Accounts Payable	17.49	17,354.47	-	-
Retainage Payable	-	-	-	-
Due to Other Governments/State Agencies	-	-	-	-
Due to Other Funds	-	-	-	-
Due to Others	-	-	-	-
Payroll, Accrued Payroll and Employee Benefits Payable	-	-	-	-
Deferred Revenues	-	-	-	-
Agency Accounts Due to Others	-	-	-	-
Total Liabilities	17.49	17,354.47	-	-
Fund Balance Information				
Total Revenues-Fiscal Year to date	5,156.01	-	20,454.76	1,560.63
Total Expenses-Fiscal Year to date	(17.49)	(.00)	(1,851.08)	(1,424.31)
Excess (Deficit) of Revenues Over (Under) Expenditures	5,138.52	-	18,603.68	136.32
Other Sources (Uses) of Funds				
Transfers In From Other Funds	-	-	-	-
Transfers to Other Funds	(.00)	(.00)	(.00)	(.00)
Issue of Certificates of Obligation	-	-	-	-
Total Other Financing Sources (Uses)	-	-	-	-
Net Change in Fund Balance-Fiscal Year to Date	5,138.52	-	18,603.68	136.32
Fund Balance at Beginning of Year	28,581.63	-	32,985.52	7,271.97
Fund Balance End of Reporting Period	33,720.15	-	51,589.20	7,408.29
Total Liabilities and Fund Balance	\$ 33,737.64	\$ 17,354.47	\$ 51,589.20	\$ 7,408.29

Posted as of October 03, 2017

	560 Prosecutor Supplement	561 Diversion Fund	562 District Attorney Forfeiture	563 Hot Check
Assets				
Cash Disbursement Accounts	\$ 4,775.55	\$ (2,656.62)	\$ 19,038.83	\$ 1,270.44
Cash in Bank - Other than Disbursement Accounts	\$ -	\$ -	\$ -	\$ -
Cash Equivalent Texpool	-	-	157,888.02	-
Cash Equivalent MBIA	-	-	-	-
Cash Equivalent DWS	-	-	-	-
Cash Equivalent - Wells Fargo	-	-	-	-
Cash Equivalent Deferred Revenue	-	-	-	-
Certificate of Deposit	-	-	-	-
Cash Other	-	-	-	-
Taxes Receivable	-	-	-	-
Accounts Receivable/Billings to Others	-	-	-	-
Accounts Receivable - EMS Billings	-	-	-	-
Due from Other Funds	-	-	-	-
Due from Others	-	-	40.00	-
Due from Other Governments	-	-	-	-
Prepaid Expenditures	-	-	-	-
Total Assets	4,775.55	(2,656.62)	176,966.85	1,270.44
Liabilities				
Accounts Payable	2,815.41	-	4,200.00	32.01
Retainage Payable	-	-	-	-
Due to Other Governments/State Agencies	-	-	-	-
Due to Other Funds	(2,000.00)	-	-	-
Due to Others	-	-	-	-
Payroll, Accrued Payroll and Employee Benefits Payable	-	-	-	-
Deferred Revenues	-	-	-	-
Agency Accounts Due to Others	-	-	-	-
Total Liabilities	815.41	-	4,200.00	32.01
Fund Balance Information				
Total Revenues-Fiscal Year to date	19,965.32	20,249.83	48,465.52	6,318.47
Total Expenses-Fiscal Year to date	(16,005.18)	(37,413.45)	(25,942.22)	(5,080.04)
Excess (Deficit) of Revenues Over (Under) Expenditures	3,960.14	(17,163.62)	22,523.30	1,238.43
Other Sources (Uses) of Funds				
Transfers In From Other Funds	-	14,507.00	-	-
Transfers to Other Funds	(.00)	(.00)	(.00)	(.00)
Issue of Certificates of Obligation	-	-	-	-
Total Other Financing Sources (Uses)	-	-	-	-
Net Change in Fund Balance-Fiscal Year to Date	3,960.14	(2,656.62)	22,523.30	1,238.43
Fund Balance at Beginning of Year	-	-	150,243.55	-
Fund Balance End of Reporting Period	3,960.14	(2,656.62)	172,766.85	1,238.43
Total Liabilities and Fund Balance	\$ 4,775.55	\$ (2,656.62)	\$ 176,966.85	\$ 1,270.44

Posted as of October 03, 2017

	574 Sheriff Forfeiture	576 Sheriff Inmate Medical	577 DOJ Equitable Sharing	583 Election Equipment
Assets				
Cash Disbursement Accounts	\$ 30,802.79	\$ 8,210.55	\$ 13,193.25	\$ 86.93
Cash in Bank - Other than Disbursement Accounts	\$ 2,166.22	\$ -	\$ -	\$ -
Cash Equivalent Texpool	151,477.93	21,191.23	306,703.48	6,593.75
Cash Equivalent MBIA	-	-	22,649.18	-
Cash Equivalent DWS	-	-	-	-
Cash Equivalent - Wells Fargo	-	-	-	-
Cash Equivalent Deferred Revenue	-	-	-	-
Certificate of Deposit	-	-	-	-
Cash Other	130.00	-	-	-
Taxes Receivable	-	-	-	-
Accounts Receivable/Billings to Others	-	-	-	-
Accounts Receivable - EMS Billings	-	-	-	-
Due from Other Funds	-	-	-	-
Due from Others	-	-	-	-
Due from Other Governments	-	-	-	-
Prepaid Expenditures	-	-	-	-
Total Assets	184,576.94	29,401.78	342,545.91	6,680.68
Liabilities				
Accounts Payable	2,979.12	-	-	-
Retainage Payable	-	-	-	-
Due to Other Governments/State Agencies	-	-	-	-
Due to Other Funds	-	-	-	-
Due to Others	-	-	-	-
Payroll, Accrued Payroll and Employee Benefits Payable	-	-	-	-
Deferred Revenues	-	-	-	-
Agency Accounts Due to Others	-	-	-	-
Total Liabilities	2,979.12	-	-	-
Fund Balance Information				
Total Revenues-Fiscal Year to date	127,852.40	2,000.36	16,868.06	13,981.45
Total Expenses-Fiscal Year to date	(67,735.81)	(.00)	(.00)	(20,119.83)
Excess (Deficit) of Revenues Over (Under) Expenditures	60,116.59	2,000.36	16,868.06	(6,138.38)
Other Sources (Uses) of Funds				
Transfers In From Other Funds	-	-	-	-
Transfers to Other Funds	(.00)	(.00)	(.00)	(.00)
Issue of Certificates of Obligation	-	-	-	-
Total Other Financing Sources (Uses)	-	-	-	-
Net Change in Fund Balance-Fiscal Year to Date	60,116.59	2,000.36	16,868.06	(6,138.38)
Fund Balance at Beginning of Year	121,481.23	27,401.42	325,677.85	12,819.06
Fund Balance End of Reporting Period	181,597.82	29,401.78	342,545.91	6,680.68
Total Liabilities and Fund Balance	\$ 184,576.94	\$ 29,401.78	\$ 342,545.91	\$ 6,680.68

Posted as of October 03, 2017

	584 Election Services Fund	589 Inventory Tax	590 ERRP Fund	185 Healthy County Initiative
Assets				
Cash Disbursement Accounts	\$ 939.71	\$ 3.17	\$ -	\$ 1,908.69
Cash in Bank - Other than Disbursement Accounts	\$ -	\$ -	\$ -	\$ -
Cash Equivalent Texpool	22,721.84	15.61	-	15,284.46
Cash Equivalent MBIA	-	-	-	-
Cash Equivalent DWS	-	-	-	-
Cash Equivalent - Wells Fargo	-	-	-	-
Cash Equivalent Deferred Revenue	-	-	-	-
Certificate of Deposit	-	-	-	-
Cash Other	-	-	-	-
Taxes Receivable	-	-	-	-
Accounts Receivable/Billings to Others	-	-	-	-
Accounts Receivable - EMS Billings	-	-	-	-
Due from Other Funds	-	-	-	-
Due from Others	-	-	-	-
Due from Other Governments	-	-	-	-
Prepaid Expenditures	-	-	-	-
Total Assets	23,661.55	18.78	-	17,193.15
Liabilities				
Accounts Payable	-	-	-	-
Retainage Payable	-	-	-	-
Due to Other Governments/State Agencies	-	-	-	-
Due to Other Funds	-	-	-	-
Due to Others	-	-	-	-
Payroll, Accrued Payroll and Employee Benefits Payable	-	-	-	-
Deferred Revenues	-	-	-	-
Agency Accounts Due to Others	-	-	-	-
Total Liabilities	-	-	-	-
Fund Balance Information				
Total Revenues-Fiscal Year to date	8,770.90	0.07	-	1,575.94
Total Expenses-Fiscal Year to date	(2,226.04)	(.00)	(.00)	(1,135.95)
Excess (Deficit) of Revenues Over (Under) Expenditures	6,544.86	0.07	-	439.99
Other Sources (Uses) of Funds				
Transfers In From Other Funds	-	-	-	-
Transfers to Other Funds	(.00)	(.00)	(.00)	(.00)
Issue of Certificates of Obligation	-	-	-	-
Total Other Financing Sources (Uses)	-	-	-	-
Net Change in Fund Balance-Fiscal Year to Date	6,544.86	0.07	-	439.99
Fund Balance at Beginning of Year	17,116.69	18.71	-	16,753.16
Fund Balance End of Reporting Period	23,661.55	18.78	-	17,193.15
Total Liabilities and Fund Balance	\$ 23,661.55	\$ 18.78	\$ -	\$ 17,193.15

Posted as of October 03, 2017

	471.472.482	486.487.488	489	481.483.484.473.474
	HGAC	CDBG	Fire	Other
	Grants	Grants	Protection Grant	Grants
Assets				
Cash Disbursement Accounts	\$ -	\$ -	\$ (71,735.92)	\$ (74,092.49)
Cash in Bank - Other than Disbursement Accounts	\$ -	\$ -	\$ -	\$ -
Cash Equivalent Texpool	-	-	-	50,085.02
Cash Equivalent MBIA	-	-	-	-
Cash Equivalent DWS	-	-	-	-
Cash Equivalent - Wells Fargo	-	-	-	-
Cash Equivalent Deferred Revenue	-	-	-	-
Certificate of Deposit	-	-	-	-
Cash Other	-	-	-	-
Taxes Receivable	-	-	-	-
Accounts Receivable/Billings to Others	-	-	-	13,896.30
Accounts Receivable - EMS Billings	-	-	-	-
Due from Other Funds	-	-	-	-
Due from Others	-	-	-	-
Due from Other Governments	-	-	4,974.34	-
Prepaid Expenditures	-	-	-	-
Total Assets	-	-	(66,761.58)	(10,111.17)
Liabilities				
Accounts Payable	-	-	-	4,739.07
Retainage Payable	-	-	-	-
Due to Other Governments/State Agencies	-	-	-	-
Due to Other Funds	-	-	-	-
Due to Others	-	-	-	-
Payroll, Accrued Payroll and Employee Benefits Payable	-	-	-	2,496.33
Deferred Revenues	-	-	-	-
Agency Accounts Due to Others	-	-	-	-
Total Liabilities	-	-	-	7,235.40
Fund Balance Information				
Total Revenues-Fiscal Year to date	-	-	28,887.42	230,973.16
Total Expenses-Fiscal Year to date	(.00)	(.00)	(95,649.00)	(248,319.73)
Excess (Deficit) of Revenues Over (Under) Expenditures	-	-	(66,761.58)	(17,346.57)
Other Sources (Uses) of Funds				
Transfers In From Other Funds	-	-	-	-
Transfers to Other Funds	(.00)	(.00)	(.00)	(.00)
Issue of Certificates of Obligation	-	-	-	-
Total Other Financing Sources (Uses)	-	-	-	-
Net Change in Fund Balance-Fiscal Year to Date	-	-	(66,761.58)	(17,346.57)
Fund Balance at Beginning of Year	-	-	-	-
Fund Balance End of Reporting Period	-	-	(66,761.58)	(17,346.57)
Total Liabilities and Fund Balance	\$ -	\$ -	\$ (66,761.58)	\$ (10,111.17)

Posted as of October 03, 2017

	485 Homeland Security Grants	601 SPU Grants Allocations	640-648 Juvenile Probation
Assets			
Cash Disbursement Accounts	\$ (58,200.00)	\$ (582,154.58)	\$ 57,616.97
Cash in Bank - Other than Disbursement Accounts	\$ -	\$ -	\$ -
Cash Equivalent Texpool	-	-	49,171.43
Cash Equivalent MBIA	-	-	-
Cash Equivalent DWS	-	-	-
Cash Equivalent - Wells Fargo	-	-	-
Cash Equivalent Deferred Revenue	-	-	-
Certificate of Deposit	-	-	-
Cash Other	-	-	-
Taxes Receivable	-	-	-
Accounts Receivable/Billings to Others	58,200.00	698,600.84	3,666.25
Accounts Receivable - EMS Billings	-	-	-
Due from Other Funds	-	-	-
Due from Others	-	456.85	-
Due from Other Governments	-	-	0.09
Prepaid Expenditures	-	-	-
Total Assets	-	116,903.11	110,454.74
Liabilities			
Accounts Payable	-	192,382.88	2,620.00
Retainage Payable	-	-	-
Due to Other Governments/State Agencies	-	-	-
Due to Other Funds	-	-	-
Due to Others	-	-	-
Payroll, Accrued Payroll and Employee Benefits Payable	-	49,617.96	4,910.70
Deferred Revenues	-	285.00	-
Agency Accounts Due to Others	-	-	-
Total Liabilities	-	242,285.84	7,530.70
Fund Balance Information			
Total Revenues-Fiscal Year to date	58,200.00	4,713,471.42	381,631.63
Total Expenses-Fiscal Year to date	(58,200.00)	(4,838,854.15)	(379,282.69)
Excess (Deficit) of Revenues Over (Under) Expenditures	-	(125,382.73)	2,348.94
Other Sources (Uses) of Funds			
Transfers In From Other Funds	-	-	-
Transfers to Other Funds	(.00)	(.00)	(.00)
Issue of Certificates of Obligation	-	-	-
Total Other Financing Sources (Uses)	-	-	-
Net Change in Fund Balance-Fiscal Year to Date	-	(125,382.73)	2,348.94
Fund Balance at Beginning of Year	-	-	100,575.10
Fund Balance End of Reporting Period	-	(125,382.73)	102,924.04
Total Liabilities and Fund Balance	\$ -	\$ 116,903.11	\$ 110,454.74

Posted as of October 03, 2017

	Subtotal County Funds	616-618 Adult Probation	801 Sheriff Commissary	802 Central Dispatch
Assets				
Cash Disbursement Accounts	\$ 3,558,150.45	\$ 158,323.79	\$ 25,030.94	\$ 167,014.23
Cash in Bank - Other than Disbursement Accounts	\$ 68,153.58	\$ -	\$ -	\$ -
Cash Equivalent Texpool	\$ 4,936,034.53	16,520.22	35,328.12	278,992.64
Cash Equivalent MBIA	\$ 2,112,225.17	109,275.82	-	-
Cash Equivalent DWS	\$ -	-	-	-
Cash Equivalent - Wells Fargo	\$ 6,089,738.41	-	-	-
Cash Equivalent Deferred Revenue	\$ -	-	-	-
Certificate of Deposit	\$ -	-	-	-
Cash Other	\$ 3,980.00	30.00	-	-
Taxes Receivable	\$ 1,576,792.25	-	-	-
Accounts Receivable/Billings to Others	\$ 816,666.34	-	-	-
Accounts Receivable - EMS Billings	\$ 220,725.02	-	-	-
Due from Other Funds	\$ (2,000.00)	-	-	-
Due from Others	\$ 79,006.96	-	-	-
Due from Other Governments	\$ 3,020,448.04	-	-	-
Prepaid Expenditures	\$ 34,146.00	-	-	-
Total Assets	22,514,066.75	284,149.83	60,359.06	446,006.87
Liabilities				
Accounts Payable	\$ 664,125.36	15,448.89	-	3,974.24
Retainage Payable	\$ (45.00)	-	-	-
Due to Other Governments/State Agencies	\$ 108,418.69	-	-	-
Due to Other Funds	\$ (2,000.00)	-	-	-
Due to Others	\$ 700,849.06	-	-	-
Payroll, Accrued Payroll and Employee Benefits Payable	\$ 1,402,272.94	21,841.73	-	-
Deferred Revenues	\$ 1,577,077.25	-	-	-
Agency Accounts Due to Others	\$ -	-	-	-
Total Liabilities	4,450,698.30	37,290.62	-	3,974.24
Fund Balance Information				
Total Revenues-Fiscal Year to date	\$ 36,305,940.89	1,444,042.02	36,443.40	1,032,167.21
Total Expenses-Fiscal Year to date	\$ 34,562,173.72	(1,484,920.22) ✓	(28,533.64) ✓	(935,538.69) ✓
Excess (Deficit) of Revenues Over (Under) Expenditures	1,743,767.17	(40,878.20)	7,909.76	96,628.52
Other Sources (Uses) of Funds				
Transfers In From Other Funds	\$ 1,596,025.00	3,581.00	-	-
Transfers to Other Funds	\$ 1,596,025.00	(3,581.00)	(.00)	(.00)
Issue of Certificates of Obligation	\$ -	-	-	-
Total Other Financing Sources (Uses)	-	-	-	-
Net Change in Fund Balance-Fiscal Year to Date	1,743,767.17	(40,878.20)	7,909.76	96,628.52
Fund Balance at Beginning of Year	\$ 16,319,601.28	287,737.41	52,449.30	345,404.11
Fund Balance End of Reporting Period	18,063,368.45	246,859.21	60,359.06	442,032.63
Total Liabilities and Fund Balance	\$ 22,514,066.75	\$ 284,149.83	\$ 60,359.06	\$ 446,006.87

Posted as of October 03, 2017

	810 LEOSE Training	CERTZ	Total All Funds
Assets			
Cash Disbursement Accounts	\$ 38,751.94	\$ 19.83	\$ 3,947,291.18
Cash in Bank - Other than Disbursement Accounts	\$ -	\$ -	\$ 68,153.58
Cash Equivalent Texpool	-	-	\$ 5,266,875.51
Cash Equivalent MBIA	-	-	\$ 2,221,500.99
Cash Equivalent DWS	-	-	\$ -
Cash Equivalent - Wells Fargo	-	-	\$ 6,089,738.41
Cash Equivalent Deferred Revenue	-	-	\$ -
Certificate of Deposit	-	-	\$ -
Cash Other	-	-	\$ 4,010.00
Taxes Receivable	-	-	\$ 1,576,792.25
Accounts Receivable/Billings to Others	-	-	\$ 816,666.34
Accounts Receivable - EMS Billings	-	-	\$ 220,725.02
Due from Other Funds	-	-	\$ (2,000.00)
Due from Others	-	-	\$ 79,006.96
Due from Other Governments	-	-	\$ 3,020,448.04
Prepaid Expenditures	-	-	\$ 34,146.00
Total Assets	38,751.94	19.83	23,343,354.28
Liabilities			
Accounts Payable	-	-	\$ 683,548.49
Retainage Payable	-	-	\$ (45.00)
Due to Other Governments/State Agencies	-	-	\$ 108,418.69
Due to Other Funds	-	-	\$ (2,000.00)
Due to Others	-	19.83	\$ 700,868.89
Payroll, Accrued Payroll and Employee Benefits Payable	-	-	\$ 1,424,114.67
Deferred Revenues	-	-	\$ 1,577,077.25
Agency Accounts Due to Others	38,751.94	-	\$ 38,751.94
Total Liabilities	38,751.94	19.83	4,530,734.93
Fund Balance Information			
Total Revenues-Fiscal Year to date	-	-	\$ 38,818,593.52
Total Expenses-Fiscal Year to date	(.00)	(.00)	\$ 37,011,166.27
Excess (Deficit) of Revenues Over (Under) Expenditures	-	-	\$ 1,807,427.25
Other Sources (Uses) of Funds			
Transfers In From Other Funds	-	-	\$ 1,599,606.00
Transfers to Other Funds	(.00)	(.00)	\$ 1,599,606.00
Issue of Certificates of Obligation	-	-	\$ -
Total Other Financing Sources (Uses)	-	-	\$ -
Net Change in Fund Balance-Fiscal Year to Date	-	-	\$ 1,807,427.25
Fund Balance at Beginning of Year	-	-	\$ 17,005,192.10
Fund Balance End of Reporting Period	-	-	18,812,619.35
Total Liabilities and Fund Balance	\$ 38,751.94	\$ 19.83	\$ 23,343,354.28



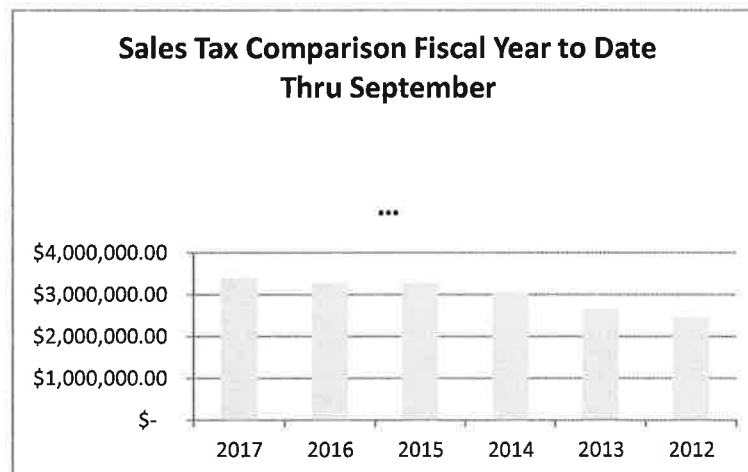
Sales Tax Revenue Comparison by Fiscal Year

		Fiscal Year 2017	Fiscal Year 2016	Fiscal Year 2015	Fiscal Year 2014	Fiscal Year 2013	Fiscal Year 2012
October	2.46%	\$ 268,811.19	\$ 262,354.94	\$ 253,167.55	\$ 228,235.12	\$ 207,694.17	\$ 206,032.05
November	-4.38%	\$ 312,520.28	\$ 326,826.24	\$ 316,435.12	\$ 273,115.08	\$ 250,722.80	\$ 230,195.76
December	-2.79%	\$ 255,783.91	\$ 263,136.19	\$ 259,644.36	\$ 232,250.20	\$ 205,238.72	\$ 172,012.59
January	8.07%	\$ 260,836.98	\$ 241,366.28	\$ 246,946.98	\$ 228,137.92	\$ 193,164.18	\$ 178,460.42
February	0.85%	\$ 341,812.29	\$ 338,929.82	\$ 338,684.20	\$ 304,928.34	\$ 272,032.76	\$ 261,778.61
March	0.93%	\$ 253,149.95	\$ 250,826.50	\$ 236,763.15	\$ 247,652.53	\$ 196,066.24	\$ 175,895.45
April	1.66%	\$ 236,622.06	\$ 232,747.89	\$ 253,183.90	\$ 240,315.02	\$ 215,520.13	\$ 189,679.15
May	3.38%	\$ 327,878.93	\$ 317,152.54	\$ 308,855.62	\$ 273,452.89	\$ 253,564.55	\$ 241,534.45
June	12.05%	\$ 282,842.31	\$ 252,423.35	\$ 269,427.56	\$ 243,995.81	\$ 203,331.16	\$ 189,533.68
July	15.62%	\$ 270,157.12	\$ 233,657.18	\$ 240,528.43	\$ 237,019.10	\$ 207,418.17	\$ 193,326.10
August	4.31%	\$ 316,882.51	\$ 303,796.87	\$ 300,050.15	\$ 278,381.30	\$ 245,674.14	\$ 231,402.81
September	13.66%	\$ 279,531.61	\$ 245,944.74	\$ 250,698.81	\$ 258,903.05	\$ 202,721.25	\$ 196,699.09
		\$ 3,406,829.14	\$ 3,269,162.54	\$ 3,274,385.83	\$ 3,046,386.36	\$ 2,653,148.27	\$ 2,466,550.16
One-time Payment		\$ 230,654.85					
		\$ 3,637,483.99					

This time last year \$3,269,162.54
 % Change (without one-time pymt) 4.21%

Sales Tax Rate for Walker County is	0.5%
State Sales Tax Rate is	6.25%
<u>Municipalities Within Walker County</u>	
City of Huntsville Sales Tax Rate	1.5%
City of New Waverly Sales Tax Rate	1.5%
City of Riverside Sales Tax Rate	1.5%

Fiscal Year to Date \$ 3,406,829.14 \$ 3,269,162.54 \$ 3,274,385.83 \$ 3,046,386.36 \$ 2,653,148.27 \$ 2,466,550.16



Weigh Station Revenue Comparison by Fiscal Year

		Fiscal Year 2016-2017	Fiscal Year 2015-2016	Fiscal Year 2014-2015	Fiscal Year 2013-2014	Fiscal Year 2012-2013	Fiscal Year 2011-2012
October	-9.95%	\$ 38,254.25	\$ 42,479.80	\$ 25,540.95	\$ 40,868.80	\$ 15,785.20	\$ 38,495.46
November	-21.57%	\$ 31,246.20	\$ 39,837.80	\$ 37,200.90	\$ 39,401.58	\$ 21,504.60	\$ 22,729.62
December	0.52%	\$ 25,362.90	\$ 25,231.90	\$ 34,109.90	\$ 55,965.10	\$ 20,500.30	\$ 20,937.00
January	25.40%	\$ 38,475.90	\$ 30,682.90	\$ 20,836.40	\$ 24,008.60	\$ 15,924.90	\$ 23,468.60
February	50.07%	\$ 32,667.95	\$ 21,768.40	\$ 35,533.60	\$ 32,201.22	\$ 15,252.03	\$ 15,155.29
March	49.23%	\$ 42,117.12	\$ 28,223.10	\$ 26,023.40	\$ 41,281.80	\$ 26,823.00	\$ 25,061.81
April	-20.40%	\$ 27,920.90	\$ 35,074.50	\$ 36,371.00	\$ 40,194.90	\$ 27,404.70	\$ 16,947.80
May	15.25%	\$ 33,195.70	\$ 28,804.20	\$ 37,586.95	\$ 36,181.60	\$ 30,159.11	\$ 11,584.60
June	-44.54%	\$ 19,850.00	\$ 35,789.80	\$ 30,385.95	\$ 36,554.80	\$ 31,535.50	\$ 17,058.45
July	-1.09%	\$ 26,120.90	\$ 26,409.85	\$ 25,502.60	\$ 41,060.80	\$ 28,477.50	\$ 18,379.20
August	-38.67%	\$ 20,546.00	\$ 33,501.45	\$ 41,865.50	\$ 44,318.70	\$ 26,130.80	\$ 15,343.50
September	8.52%	\$ 25,542.15	\$ 23,536.90	\$ 30,139.30	\$ 36,164.80	\$ 32,840.69	\$ 12,209.70
		\$ 361,299.97	\$ 371,340.60	\$ 381,096.45	\$ 468,202.70	\$ 292,338.33	\$ 237,371.03

Percent of Budget

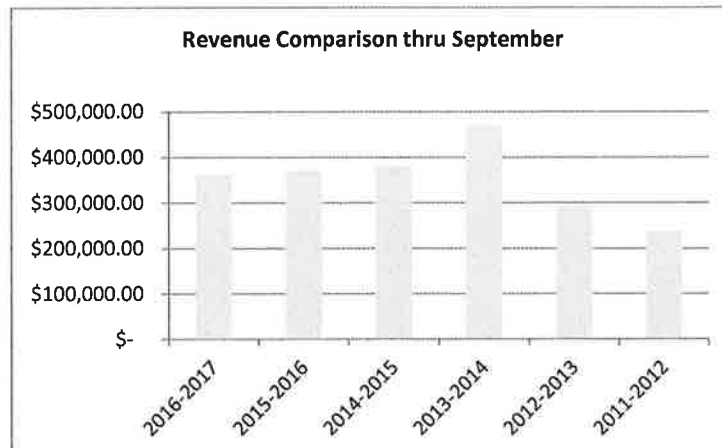
98.86%

This time last year
% Change

\$371,340.60
-2.70%

Fiscal Year to Date

\$ 361,299.97 \$ 371,340.60 \$ 381,096.45 \$ 468,202.70 \$ 292,338.33 \$ 237,371.03



Budget for FY 2016/2017

General Fund

Justice of Peace Pct 4	\$ 43,761.00
Weigh Station Services	\$ 25,187.00
Weigh Station Personnel	\$ 16,524.00
Road and Bridge Operations	\$ 280,000.00
	<u>\$ 365,472.00</u>

Walker County Budget vs Actual Report
As of the Month Ended August 31, 2017 Posted As of October3, 2017
Year to Date for the Fiscal Year Ending September 30, 2017

Account		Original Budget	Revised Budget	Actual	Encumbrance	Remaining	Pct
101 - General Fund - 11101 - Revenues-General Fund							
Revenues							
101.40110.11101	Current Ad Valorem Taxes	(13,951,558)	(13,951,558)	(14,103,215.87)	0.00	151,657.87	101.09 %
101.40120.11101	Delinquent Ad Valorem Taxes	(285,000)	(285,000)	(337,601.08)	0.00	52,601.08	118.46 %
101.40121.11101	Delinquent Taxes-Tax Refunds	0	0	8,251.69	0.00	(8,251.69)	
101.40130.11101	Penalties and Interest-Ad Valorem Taxes	(220,000)	(220,000)	(259,938.31)	0.00	39,938.31	118.15 %
101.40400.11101	Sales Tax	(3,270,000)	(3,270,000)	(3,357,952.38)	0.00	87,952.38	102.69 %
101.40500.11101	Payment In Lieu of Taxes	(20,494)	(20,494)	(20,335.00)	0.00	(159.00)	99.22 %
101.40510.11101	Mixed Beverage Tax	(99,760)	(99,760)	(103,602.99)	0.00	3,842.99	103.85 %
101.42410.11101	Intergovernmental Funds	(50,000)	(50,000)	(55,000.00)	0.00	5,000.00	110.00 %
101.42460.11101	Central Appraisal District	(15,000)	(15,000)	0.00	0.00	(15,000.00)	0.00 %
101.43010.11101	Fees of Office/Charges for Service	(50,000)	(50,000)	(54,252.17)	0.00	4,252.17	108.50 %
101.48110.11101	Other Revenue	0	0	(23,690.71)	0.00	23,690.71	
101.48200.11101	Insurance Refunds/Credits	(50,000)	(50,000)	(42,378.10)	0.00	(7,621.90)	84.76 %
101.48300.11101	Proceeds from Auction/Sale	0	0	(19,310.00)	0.00	19,310.00	
101.49930.11101	Transfers from Other Funds	(20,000)	(20,000)	(20,000.00)	0.00	0.00	100.00 %
	Revenues Total	(18,031,812)	(18,031,812)	(18,389,024.92)	0.00	357,212.92	101.98 %

101 - General Fund - 15010 - County Judge

Revenues							
101.42010.15010	State Funds	(25,200)	(25,200)	(20,431.17)	0.00	(4,768.83)	81.08 %
	Revenues Total	(25,200)	(25,200)	(20,431.17)	0.00	(4,768.83)	81.08 %

101 - General Fund - 15020 - County Judge - IT Operations

Revenues							
101.43010.15020	Fees of Office/Charges for Service	(12,000)	(12,000)	(12,000.00)	0.00	0.00	100.00 %
	Revenues Total	(12,000)	(12,000)	(12,000.00)	0.00	0.00	100.00 %

101 - General Fund - 15050 - County Clerk

Revenues							
101.43010.15050	Fees of Office/Charges for Service	(375,000)	(375,000)	(333,974.22)	0.00	(41,025.78)	89.06 %
101.43700.15050	Supplemental Guardianship Fees	0	0	(3,629.86)	0.00	3,629.86	
101.47040.15050	TimePmt10%-Court Improvement	0	0	(303.76)	0.00	303.76	
101.48110.15050	Other Revenue	0	0	(1,223.91)	0.00	1,223.91	
	Revenues Total	(375,000)	(375,000)	(339,131.75)	0.00	(35,868.25)	90.44 %



Walker County Budget vs Actual Report
As of the Month Ended August 31, 2017 Posted As of October 3, 2017
Year to Date for the Fiscal Year Ending September 30, 2017

Page 2 of 23

10/4/2017 9:53:49 AM

Account		Original Budget	Revised Budget	Actual	Encumbrance	Remaining	Pct
101 - General Fund - 16010 - Voter Registration							
Revenues							
101.42010.16010	State Funds	0	(4,432)	(4,857.08)	0.00	425.08	109.59 %
101.43010.16010	Fees of Office/Charges for Service	(300)	(300)	(330.60)	0.00	30.60	110.20 %
	Revenues Total	(300)	(4,732)	(5,187.68)	0.00	455.68	109.63 %

101 - General Fund - 16020 - Elections

Revenues							
101.42410.16020	Intergovernmental Funds	(30,000)	(39,835)	(39,835.47)	0.00	0.47	100.00 %
	Revenues Total	(30,000)	(39,835)	(39,835.47)	0.00	0.47	100.00 %

101 - General Fund - 17010 - County Facilities

Revenues							
101.43010.17010	Fees of Office/Charges for Service	(4,620)	(4,620)	(2,517.05)	0.00	(2,102.95)	54.48 %
101.46040.17010	WCHA Utilities Reimbursement	(6,000)	(6,000)	(5,000.00)	0.00	(1,000.00)	83.33 %
101.46050.17010	DPS Annex Buildings Use	0	0	(2,659.45)	0.00	2,659.45	
	Revenues Total	(10,620)	(10,620)	(10,176.50)	0.00	(443.50)	95.82 %

101 - General Fund - 17020 - Facilities-Justice Center Municipal Allocation

Revenues							
101.42410.17020	Intergovernmental Funds	(10,983)	(10,983)	(4,926.31)	0.00	(6,056.69)	44.85 %
	Revenues Total	(10,983)	(10,983)	(4,926.31)	0.00	(6,056.69)	44.85 %

101 - General Fund - 20010 - County Auditor

Revenues							
101.43010.20010	Fees of Office/Charges for Service	(41,700)	(41,700)	(41,804.76)	0.00	104.76	100.25 %
	Revenues Total	(41,700)	(41,700)	(41,804.76)	0.00	104.76	100.25 %

101 - General Fund - 20020 - County Treasurer

Revenues							
101.43010.20020	Fees of Office/Charges for Service	0	0	(36.87)	0.00	36.87	
101.48010.20020	Interest	(35,000)	(35,000)	(95,708.34)	0.00	60,708.34	273.45 %
101.48110.20020	Other Revenue	0	0	(351.30)	0.00	351.30	
	Revenues Total	(35,000)	(35,000)	(96,096.51)	0.00	61,096.51	274.56 %

Walker County Budget vs Actual Report
As of the Month Ended August 31, 2017 Posted As of October 3, 2017
Year to Date for the Fiscal Year Ending September 30, 2017

Account		Original Budget	Revised Budget	Actual	Encumbrance	Remaining	Pct
101 - General Fund - 20030 - County Treasurer - Collections							
Revenues							
101.43010.20030	Fees of Office/Charges for Service	(6,700)	(6,700)	(5,242.85)	0.00	(1,457.15)	78.25 %
	Revenues Total	(6,700)	(6,700)	(5,242.85)	0.00	(1,457.15)	78.25 %

101 - General Fund - 21010 - Vehicle Registration

Revenues							
101.40510.21010	Mixed Beverage Tax	(13,400)	(13,400)	(10,505.50)	0.00	(2,894.50)	78.40 %
101.43010.21010	Fees of Office/Charges for Service	(7,200)	(7,200)	(1,726.39)	0.00	(5,473.61)	23.98 %
101.44100.21010	Vehicle Registration Commissions	(540,000)	(540,000)	(554,304.27)	0.00	14,304.27	102.65 %
101.44210.21010	Certificates of Title	(60,500)	(60,500)	(57,770.00)	0.00	(2,730.00)	95.49 %
	Revenues Total	(621,100)	(621,100)	(624,306.16)	0.00	3,206.16	100.52 %

101 - General Fund - 30010 - Courts-Central Costs

Revenues							
101.42010.30010	State Funds	(10,000)	(10,000)	(15,606.00)	0.00	5,606.00	156.06 %
101.42030.30010	State Funds-Indigent Defense	(58,568)	(58,568)	(45,339.25)	0.00	(13,228.75)	77.41 %
101.42040.30010	State Funds-Capital Murder	0	(294,319)	(292,996.32)	0.00	(1,322.68)	99.55 %
101.43740.30010	Bond Fees-General Fund	(500)	(500)	(500.00)	0.00	0.00	100.00 %
101.47041.30010	JudicialSupportFee .60 District Courts	0	0	(85.99)	0.00	85.99	
101.47042.30010	JudicialSupportFee .60 Court at Law	0	0	(82.10)	0.00	82.10	
101.47050.30010	JudicialSupportFee .60 Justice Courts	0	0	(2,784.66)	0.00	2,784.66	
	Revenues Total	(69,068)	(363,387)	(357,394.32)	0.00	(5,992.68)	98.35 %

101 - General Fund - 30020 - County Court at Law

Revenues							
101.42010.30020	State Funds	(75,000)	(75,000)	(84,000.00)	0.00	9,000.00	112.00 %
101.43010.30020	Fees of Office/Charges for Service	(24,600)	(24,600)	(28,895.00)	0.00	4,295.00	117.46 %
101.47020.30020	Court Costs	(9,500)	(9,500)	(8,296.10)	0.00	(1,203.90)	87.33 %
101.47030.30020	Court Costs - Attorney Fees	(15,000)	(15,000)	(16,149.63)	0.00	1,149.63	107.66 %
101.47040.30020	TimePmt10%-Court Improvement	0	0	(323.44)	0.00	323.44	
101.47800.30020	Bond Forfeitures	0	0	(17,791.63)	0.00	17,791.63	
	Revenues Total	(124,100)	(124,100)	(155,455.80)	0.00	31,355.80	125.27 %

101 - General Fund - 30030 - 12th Judicial District Court

Revenues							
101.42410.30030	Intergovernmental Funds	(49,300)	(49,300)	(39,583.57)	0.00	(9,716.43)	80.29 %

Walker County Budget vs Actual Report
As of the Month Ended August 31, 2017 Posted As of October 3, 2017
Year to Date for the Fiscal Year Ending September 30, 2017

Account		Original Budget	Revised Budget	Actual	Encumbrance	Remaining	Pct
101.43010.30030	Fees of Office/Charges for Service	(2,000)	(2,000)	(1,199.48)	0.00	(800.52)	59.97 %
101.47020.30030	Court Costs	(2,800)	(2,800)	(1,552.62)	0.00	(1,247.38)	55.45 %
101.47030.30030	Court Costs - Attorney Fees	(15,000)	(15,000)	(5,546.73)	0.00	(9,453.27)	36.98 %
101.47040.30030	TimePmt10%-Court Improvement	0	0	(114.40)	0.00	114.40	
101.47800.30030	Bond Forfeitures	0	0	(25,000.00)	0.00	25,000.00	
	Revenues Total	(69,100)	(69,100)	(72,996.80)	0.00	3,896.80	105.64 %

101 - General Fund - 30040 - 278th Judicial District Court

Revenues							
101.42410.30040	Intergovernmental Funds	(30,000)	(30,000)	(28,808.15)	0.00	(1,191.85)	96.03 %
101.43010.30040	Fees of Office/Charges for Service	(1,600)	(1,600)	(1,206.60)	0.00	(393.40)	75.41 %
101.47020.30040	Court Costs	(2,600)	(2,600)	(1,725.22)	0.00	(874.78)	66.35 %
101.47030.30040	Court Costs - Attorney Fees	(13,000)	(13,000)	(5,445.33)	0.00	(7,554.67)	41.89 %
101.47040.30040	TimePmt10%-Court Improvement	0	0	(8.36)	0.00	8.36	
	Revenues Total	(47,200)	(47,200)	(37,193.66)	0.00	(10,006.34)	78.80 %

101 - General Fund - 31010 - District Clerk

Revenues							
101.43010.31010	Fees of Office/Charges for Service	(102,000)	(102,000)	(103,798.09)	0.00	1,798.09	101.76 %
101.43710.31010	Family Protection Fee	0	0	(2,340.00)	0.00	2,340.00	
101.47040.31010	TimePmt10%-Court Improvement	0	0	(107.79)	0.00	107.79	
	Revenues Total	(102,000)	(102,000)	(106,245.88)	0.00	4,245.88	104.16 %

101 - General Fund - 32010 - Criminal District Attorney

Revenues							
101.42010.32010	State Funds	(4,206)	(4,206)	(4,010.38)	0.00	(195.62)	95.35 %
101.42020.32010	State Longevity Pay	(3,500)	(3,500)	(8,130.00)	0.00	4,630.00	232.29 %
101.42620.32010	Federal Funds	(25,000)	(25,000)	0.00	0.00	(25,000.00)	0.00 %
	Revenues Total	(32,706)	(32,706)	(12,140.38)	0.00	(20,565.62)	37.12 %

101 - General Fund - 33010 - Justice of Peace Precinct 1

Revenues							
101.43010.33010	Fees of Office/Charges for Service	(80,000)	(80,000)	(58,797.93)	0.00	(21,202.07)	73.50 %
101.43599.33010	Cash Short and Over	0	0	(10.00)	0.00	10.00	
101.47040.33010	TimePmt10%-Court Improvement	0	0	(608.70)	0.00	608.70	
	Revenues Total	(80,000)	(80,000)	(59,416.63)	0.00	(20,583.37)	74.27 %

Walker County Budget vs Actual Report
As of the Month Ended August 31, 2017 Posted As of October 3, 2017
Year to Date for the Fiscal Year Ending September 30, 2017

Account		Original Budget	Revised Budget	Actual	Encumbrance	Remaining	Pct
101 - General Fund - 33020 - Justice of Peace Precinct 2							
Revenues							
101.43010.33020	Fees of Office/Charges for Service	(29,000)	(29,000)	(20,808.54)	0.00	(8,191.46)	71.75 %
101.47040.33020	TimePmt10%-Court Improvement	0	0	(61.98)	0.00	61.98	
	Revenues Total	(29,000)	(29,000)	(20,870.52)	0.00	(8,129.48)	71.97 %

101 - General Fund - 33030 - Justice of Peace Precinct 3

Revenues							
101.43010.33030	Fees of Office/Charges for Service	(18,400)	(18,400)	(14,527.27)	0.00	(3,872.73)	78.95 %
101.47040.33030	TimePmt10%-Court Improvement	0	0	(55.60)	0.00	55.60	
	Revenues Total	(18,400)	(18,400)	(14,582.87)	0.00	(3,817.13)	79.25 %

101 - General Fund - 33040 - Justice of Peace Precinct 4

Revenues							
101.43010.33040	Fees of Office/Charges for Service	(80,000)	(80,000)	(69,468.41)	0.00	(10,531.59)	86.84 %
101.43599.33040	Cash Short and Over	0	0	(185.00)	0.00	185.00	
101.47040.33040	TimePmt10%-Court Improvement	0	0	(487.79)	0.00	487.79	
101.47606.33040	License and Weight Fines	(43,761)	(43,761)	(43,761.00)	0.00	0.00	100.00 %
	Revenues Total	(123,761)	(123,761)	(113,902.20)	0.00	(9,858.80)	92.03 %

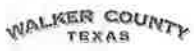
101 - General Fund - 36010 - Juvenile Probation Support - General Fund

Revenues							
101.43750.36010	Probation Fees - General Fund	(2,770)	(2,770)	(4,140.17)	0.00	1,370.17	149.46 %
	Revenues Total	(2,770)	(2,770)	(4,140.17)	0.00	1,370.17	149.46 %

101 - General Fund - 41010 - Sheriff

Revenues							
101.42620.41010	Federal Funds	0	(57,920)	(24,999.84)	0.00	(32,920.16)	43.16 %
101.43010.41010	Fees of Office/Charges for Service	(4,270)	(4,270)	(1,673.04)	0.00	(2,596.96)	39.18 %
101.43050.41010	Copies	0	0	(196.00)	0.00	196.00	
101.43740.41010	Bond Fees-General Fund	(2,000)	(2,000)	(1,752.00)	0.00	(248.00)	87.60 %
101.48110.41010	Other Revenue	0	0	(8,454.83)	0.00	8,454.83	
101.48200.41010	Insurance Refunds/Credits	0	0	(3,058.84)	0.00	3,058.84	
	Revenues Total	(6,270)	(64,190)	(40,134.55)	0.00	(24,055.45)	62.52 %

101 - General Fund - 41030 - Sheriff Estray



Walker County Budget vs Actual Report
As of the Month Ended August 31, 2017 Posted As of October 3, 2017
Year to Date for the Fiscal Year Ending September 30, 2017

Page 6 of 23

10/4/2017 9:53:49 AM

Account		Original Budget	Revised Budget	Actual	Encumbrance	Remaining	Pct
Revenues							
101.43010.41030	Fees of Office/Charges for Service	(1,500)	(1,500)	(1,850.99)	0.00	350.99	123.40 %
	Revenues Total	(1,500)	(1,500)	(1,850.99)	0.00	350.99	123.40 %

101 - General Fund - 44001 - Constables Central

Revenues							
101.43020.44001	Serving Papers	(175,000)	(175,000)	(166,924.36)	0.00	(8,075.64)	95.39 %
	Revenues Total	(175,000)	(175,000)	(166,924.36)	0.00	(8,075.64)	95.39 %

101 - General Fund - 44010 - Constable Precinct 1

Revenues						
101.43010.44010	Fees of Office/Charges for Service	0	0	(10.00)	0.00	10.00
101.43020.44010	Serving Papers	0	0	(405.00)	0.00	405.00
	Revenues Total	0	0	(415.00)	0.00	415.00

101 - General Fund - 44020 - Constable Precinct 2

Revenues						
101.43010.44020	Fees of Office/Charges for Service	0	0	(25.00)	0.00	25.00
101.43020.44020	Serving Papers	0	0	(600.00)	0.00	600.00
	Revenues Total	0	0	(625.00)	0.00	625.00

101 - General Fund - 44030 - Constable Precinct 3

Revenues						
101.43010.44030	Fees of Office/Charges for Service	0	0	(15.00)	0.00	15.00
101.43020.44030	Serving Papers	0	0	(1,300.00)	0.00	1,300.00
	Revenues Total	0	0	(1,315.00)	0.00	1,315.00

101 - General Fund - 44040 - Constable Precinct 4

Revenues							
101.42620.44040	Federal Funds	0	(425)	(425.00)	0.00	0.00	100.00 %
101.43010.44040	Fees of Office/Charges for Service	0	0	(17,772.12)	0.00	17,772.12	
101.43020.44040	Serving Papers	0	0	(500.00)	0.00	500.00	
101.48110.44040	Other Revenue	0	0	(90.00)	0.00	90.00	
	Revenues Total	0	(425)	(18,787.12)	0.00	18,362.12	4420.50 %

101 - General Fund - 45020 - Weigh Station Utilities and Services



Walker County Budget vs Actual Report
As of the Month Ended August 31, 2017 Posted As of October 3, 2017
Year to Date for the Fiscal Year Ending September 30, 2017

Page 7 of 23

10/4/2017 9:53:49 AM

Account		Original Budget	Revised Budget	Actual	Encumbrance	Remaining	Pct
Revenues							
101.47606.45020	License and Weight Fines	(25,187)	(25,187)	(25,187.00)	0.00	0.00	100.00 %
	Revenues Total	(25,187)	(25,187)	(25,187.00)	0.00	0.00	100.00 %

101 - General Fund - 45040 - Weigh Station Site Support Personnell

Revenues							
101.47606.45040	License and Weight Fines	(16,524)	(16,524)	(16,524.00)	0.00	0.00	100.00 %
	Revenues Total	(16,524)	(16,524)	(16,524.00)	0.00	0.00	100.00 %

101 - General Fund - 46010 - Emergency Operations

Revenues							
101.46020.46010	Rent of Shelter	(5,000)	(5,000)	(8,450.00)	0.00	3,450.00	169.00 %
101.48110.46010	Other Revenue	0	(350)	(350.00)	0.00	0.00	100.00 %
	Revenues Total	(5,000)	(5,350)	(8,800.00)	0.00	3,450.00	164.49 %

101 - General Fund - 50010 - County Jail

Revenues							
101.42010.50010	State Funds	0	0	(54.00)	0.00	54.00	
101.42470.50010	Inmate Housing-Other Counties	0	0	(72,298.00)	0.00	72,298.00	
101.42620.50010	Federal Funds	0	0	(3,390.66)	0.00	3,390.66	
101.43060.50010	Coin Phones	(72,000)	(72,000)	(123,688.53)	0.00	51,688.53	171.79 %
101.48110.50010	Other Revenue	0	0	(677.00)	0.00	677.00	
	Revenues Total	(72,000)	(72,000)	(200,108.19)	0.00	128,108.19	277.93 %

101 - General Fund - 50020 - County Jail Inmate Medical Cost Center

Revenues							
101.43400.50020	Charges to Hospital District	(84,000)	(84,000)	(101,134.00)	0.00	17,134.00	120.40 %
	Revenues Total	(84,000)	(84,000)	(101,134.00)	0.00	17,134.00	120.40 %

101 - General Fund - 50110 - Adult Probation Support- General Fund

Revenues							
101.43010.50110	Fees of Office/Charges for Service	0	0	(9,782.00)	0.00	9,782.00	
101.48200.50110	Insurance Refunds/Credits	0	(4,589)	0.00	0.00	(4,589.00)	0.00 %
	Revenues Total	0	(4,589)	(9,782.00)	0.00	5,193.00	213.16 %

101 - General Fund - 50130 - Adult Basic Supervision



Walker County Budget vs Actual Report
As of the Month Ended August 31, 2017 Posted As of October 3, 2017
Year to Date for the Fiscal Year Ending September 30, 2017

Page 8 of 23

10/4/2017 9:53:49 AM

Account		Original Budget	Revised Budget	Actual	Encumbrance	Remaining	Pct
Revenues							
101.48200.50130	Insurance Refunds/Credits	0	0	(4,589.21)	0.00	4,589.21	
	Revenues Total	0	0	(4,589.21)	0.00	4,589.21	
101 - General Fund - 61020 - Planning and Development							
Revenues							
101.41020.61020	Licenses and Permits	(125,000)	(125,000)	(146,068.34)	0.00	21,068.34	116.85 %
101.41030.61020	OSSF Fees	(45,500)	(45,500)	(50,520.00)	0.00	5,020.00	111.03 %
101.43010.61020	Fees of Office/Charges for Service	0	0	(127.17)	0.00	127.17	
101.43599.61020	Cash Short and Over	0	0	(0.03)	0.00	0.03	
	Revenues Total	(170,500)	(170,500)	(196,715.54)	0.00	26,215.54	115.38 %
	Fund Totals	(20,454,501)	(20,826,371)	(21,335,395.27)	0.00	509,024.27	102.44 %
105 - General Projects Fund - 11105 - Revenues-General Projects Fund							
Revenues							
105.48010.11105	Interest	0	0	(9,597.80)	0.00	9,597.80	
	Revenues Total	0	0	(9,597.80)	0.00	9,597.80	
	Fund Totals	0	0	(9,597.80)	0.00	9,597.80	#Error
185 - Healthy County Initiative Fund - 11185 - Revenues-Healthy County Initiative							
Revenues							
185.48010.11185	Interest	(25)	(25)	(92.79)	0.00	67.79	371.16 %
185.48110.11185	Other Revenue	(3,000)	(3,000)	(1,483.15)	0.00	(1,516.85)	49.44 %
	Revenues Total	(3,025)	(3,025)	(1,575.94)	0.00	(1,449.06)	52.10 %
	Fund Totals	(3,025)	(3,025)	(1,575.94)	0.00	(1,449.06)	52.10 %
192 - Debt Service Fund - 11192 - Revenues-Debt Service Fund							



Walker County Budget vs Actual Report
As of the Month Ended August 31, 2017 Posted As of October 3, 2017
Year to Date for the Fiscal Year Ending September 30, 2017

Page 9 of 23

10/4/2017 9:53:49 AM

Account		Original Budget	Revised Budget	Actual	Encumbrance	Remaining	Pct
Revenues							
192.40110.11192	Current Ad Valorem Taxes	(1,154,877)	(1,154,877)	(1,313,229.21)	0.00	158,352.21	113.71 %
192.40120.11192	Delinquent Ad Valorem Taxes	(23,500)	(23,500)	(28,325.78)	0.00	4,825.78	120.54 %
192.40130.11192	Penalties and Interest-Ad Valorem Taxes	(16,800)	(16,800)	(20,816.45)	0.00	4,016.45	123.91 %
192.48010.11192	Interest	(1,200)	(1,200)	(4,543.76)	0.00	3,343.76	378.65 %
	Revenues Total	(1,196,377)	(1,196,377)	(1,366,915.20)	0.00	170,538.20	114.25 %
Fund Totals							
		(1,196,377)	(1,196,377)	(1,366,915.20)	0.00	170,538.20	114.25 %

220 - Road and Bridge Fund - 11220 - Revenues-Road and Bridge Fund

Revenues							
220.40110.11220	Current Ad Valorem Taxes	(2,373,499)	(2,373,499)	(2,415,171.29)	0.00	41,672.29	101.76 %
220.42010.11220	State Funds	(90,000)	(90,000)	(93,293.93)	0.00	3,293.93	103.66 %
220.42630.11220	US Forest Service	(115,932)	(115,932)	(23,522.36)	0.00	(92,409.64)	20.29 %
220.44510.11220	Road and Bridge Fees	(457,600)	(457,600)	(442,730.00)	0.00	(14,870.00)	96.75 %
220.44610.11220	License Fee Registration	(360,000)	(360,000)	(358,259.06)	0.00	(1,740.94)	99.52 %
220.47601.11220	JP #1 Fines	(195,000)	(195,000)	(128,099.95)	0.00	(66,900.05)	65.69 %
220.47602.11220	JP #2 Fines	(61,200)	(61,200)	(60,746.28)	0.00	(453.72)	99.26 %
220.47603.11220	JP #3 Fines	(50,000)	(50,000)	(34,608.44)	0.00	(15,391.56)	69.22 %
220.47604.11220	JP #4 Fines	(60,100)	(60,100)	(59,810.89)	0.00	(289.11)	99.52 %
220.47606.11220	License and Weight Fines	(280,000)	(280,000)	(250,285.82)	0.00	(29,714.18)	89.39 %
220.47610.11220	County Court at Law Fines	(270,000)	(270,000)	(127,871.55)	0.00	(142,128.45)	47.36 %
220.47622.11220	District Courts Fines	(123,789)	(123,789)	(114,182.92)	0.00	(9,606.08)	92.24 %
220.48010.11220	Interest	(1,200)	(1,200)	(10,070.34)	0.00	8,870.34	839.20 %
220.49901.11220	Transfer from General Fund	(600,000)	(600,000)	(600,000.00)	0.00	0.00	100.00 %
220.49930.11220	Transfers from Other Funds	0	(24,750)	(24,750.00)	0.00	0.00	100.00 %
	Revenues Total	(5,038,320)	(5,063,070)	(4,743,402.83)	0.00	(319,667.17)	93.69 %

220 - Road and Bridge Fund - 82200 - Road and Bridge General

Revenues							
220.42030.82200	State Funds-Indigent Defense	0	(24,500)	0.00	0.00	(24,500.00)	0.00 %
220.42230.82200	Grant Revenue	0	0	(9,495.11)	0.00	9,495.11	
220.48300.82200	Proceeds from Auction/Sale	0	0	(800.00)	0.00	800.00	
	Revenues Total	0	(24,500)	(10,295.11)	0.00	(14,204.89)	42.02 %

220 - Road and Bridge Fund - 82210 - Road and Bridge Precinct 1

Walker County Budget vs Actual Report
As of the Month Ended August 31, 2017 Posted As of October 3, 2017
Year to Date for the Fiscal Year Ending September 30, 2017

Account		Original Budget	Revised Budget	Actual	Encumbrance	Remaining	Pct
Revenues							
220.42230.82210	Grant Revenue	0	(32,035)	(32,035.00)	0.00	0.00	100.00 %
220.42710.82210	Disaster Relief Funds	0	(150,337)	(150,337.24)	0.00	0.24	100.00 %
220.48110.82210	Other Revenue	0	(1,294)	(1,315.00)	0.00	21.00	101.62 %
220.48300.82210	Proceeds from Auction/Sale	0	(3,240)	(3,240.00)	0.00	0.00	100.00 %
	Revenues Total	0	(186,906)	(186,927.24)	0.00	21.24	100.01 %

220 - Road and Bridge Fund - 82220 - Road and Bridge Precinct 2

Revenues							
220.42230.82220	Grant Revenue	0	(53,959)	(53,959.00)	0.00	0.00	100.00 %
220.42710.82220	Disaster Relief Funds	0	(213,313)	(213,312.73)	0.00	(0.27)	100.00 %
220.48110.82220	Other Revenue	0	(710)	(710.50)	0.00	0.50	100.07 %
220.48300.82220	Proceeds from Auction/Sale	0	(10)	(10.00)	0.00	0.00	100.00 %
	Revenues Total	0	(267,992)	(267,992.23)	0.00	0.23	100.00 %

220 - Road and Bridge Fund - 82221 - RB Precinct 2 - Grant

Revenues							
220.42230.82221	Grant Revenue	0	0	641.85	0.00	(641.85)	
	Revenues Total	0	0	641.85	0.00	(641.85)	

220 - Road and Bridge Fund - 82230 - Road and Bridge Precinct 3

Revenues							
220.42230.82230	Grant Revenue	0	(92,515)	(92,515.00)	0.00	0.00	100.00 %
220.42710.82230	Disaster Relief Funds	0	(198,181)	(198,181.58)	0.00	0.58	100.00 %
220.48110.82230	Other Revenue	0	(3,839)	(4,025.33)	0.00	186.33	104.85 %
220.48300.82230	Proceeds from Auction/Sale	0	(3,915)	(3,915.00)	0.00	0.00	100.00 %
	Revenues Total	0	(298,450)	(298,636.91)	0.00	186.91	100.06 %

220 - Road and Bridge Fund - 82240 - Road and Bridge Precinct 4

Revenues							
220.42230.82240	Grant Revenue	0	(136,491)	(136,491.00)	0.00	0.00	100.00 %
220.42710.82240	Disaster Relief Funds	0	(420,731)	(421,998.78)	0.00	1,267.78	100.30 %
220.48110.82240	Other Revenue	0	(310)	(362.62)	0.00	52.62	116.97 %
220.48300.82240	Proceeds from Auction/Sale	0	(7,000)	(7,000.00)	0.00	0.00	100.00 %
	Revenues Total	0	(564,532)	(565,852.40)	0.00	1,320.40	100.23 %

220 - Road and Bridge Fund - 82241 - RB Precinct 4 - Grant



Walker County Budget vs Actual Report
As of the Month Ended August 31, 2017 Posted As of October 3, 2017
Year to Date for the Fiscal Year Ending September 30, 2017

Page 11 of 23

10/4/2017 9:53:49 AM

Account		Original Budget	Revised Budget	Actual	Encumbrance	Remaining	Pct
Revenues							
220.42230.82241	Grant Revenue	0	0	(4,571.50)	0.00	4,571.50	
	Revenues Total	0	0	(4,571.50)	0.00	4,571.50	
Fund Totals							
		(5,038,320)	(6,405,450)	(6,077,036.37)	0.00	(328,413.63)	94.87 %

301 - Walker County EMS Fund - 11301 - Revenues-Walker County EMS Fund

Revenues							
301.42010.11301	State Funds	0	(11,495)	(11,495.00)	0.00	0.00	100.00 %
301.43010.11301	Fees of Office/Charges for Service	0	0	(6,031.50)	0.00	6,031.50	
301.43800.11301	Ambulance Emergency Fees	(1,725,000)	(1,725,000)	(1,799,414.88)	0.00	74,414.88	104.31 %
301.43801.11301	Ambulance Transfer Fees	(375,000)	(375,000)	(304,952.75)	0.00	(70,047.25)	81.32 %
301.43997.11301	WriteOffs Collected	0	0	(6,144.35)	0.00	6,144.35	
301.48010.11301	Interest	(1,000)	(1,000)	(6,954.07)	0.00	5,954.07	695.41 %
301.48110.11301	Other Revenue	0	0	(5,000.00)	0.00	5,000.00	
301.49901.11301	Transfer from General Fund	(907,000)	(936,768)	(936,768.00)	0.00	0.00	100.00 %
	Revenues Total	(3,008,000)	(3,049,263)	(3,076,760.55)	0.00	27,497.55	100.90 %

301 - Walker County EMS Fund - 46100 - Walker County EMS - Emergency Services

Revenues							
301.43996.46100	Refund	0	0	25,341.47	0.00	(25,341.47)	
301.48200.46100	Insurance Refunds/Credits	0	0	(38,892.40)	0.00	38,892.40	
	Revenues Total	0	0	(13,550.93)	0.00	13,550.93	

301 - Walker County EMS Fund - 46110 - Walker County EMS - Transfer Services

Revenues							
301.43996.46110	Refund	0	0	7,176.24	0.00	(7,176.24)	
	Revenues Total	0	0	7,176.24	0.00	(7,176.24)	

Fund Totals							
		(3,008,000)	(3,049,263)	(3,083,135.24)	0.00	33,872.24	101.11 %

460 - Affordable Housing Initiatives - 62040 - Affordable Housing Initiatives

Walker County Budget vs Actual Report
As of the Month Ended August 31, 2017 Posted As of October 3, 2017
Year to Date for the Fiscal Year Ending September 30, 2017

Account		Original Budget	Revised Budget	Actual	Encumbrance	Remaining	Pct
Revenues							
460.42480.62040	SETH Funds	0	(50,000)	(50,000.00)	0.00	0.00	100.00 %
460.48010.62040	Interest	0	0	(85.02)	0.00	85.02	
	Revenues Total	0	(50,000)	(50,085.02)	0.00	85.02	100.17 %

Fund Totals		0	(50,000)	(50,085.02)	0.00	85.02	100.17 %
--------------------	--	---	----------	-------------	------	-------	----------

473 - AutoTheft Task Force - 42080 - AutoTheft Task Force

Revenues							
473.42010.42080	State Funds	0	0	(66,345.57)	0.00	66,345.57	
	Revenues Total	0	0	(66,345.57)	0.00	66,345.57	

Fund Totals		0	0	(66,345.57)	0.00	66,345.57	#Error
--------------------	--	---	---	-------------	------	-----------	--------

474 - District Attorney Victim Assistance Coord - 32091 - District Attorney Victim Assistance Coord

Revenues							
474.42620.32091	Federal Funds	(88,265)	(88,265)	(30,890.41)	0.00	(57,374.59)	35.00 %
474.49901.32091	Transfer from General Fund	(17,364)	(17,364)	0.00	0.00	(17,364.00)	0.00 %
	Revenues Total	(105,629)	(105,629)	(30,890.41)	0.00	(74,738.59)	29.24 %

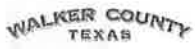
Fund Totals		(105,629)	(105,629)	(30,890.41)	0.00	(74,738.59)	29.24 %
--------------------	--	-----------	-----------	-------------	------	-------------	---------

475 - District Attorney Prosecutor Grant - 32092 - District Attorney Prosecutor Grant

Revenues							
475.42620.32092	Federal Funds	(62,482)	(62,482)	(22,313.73)	0.00	(40,168.27)	35.71 %
475.49901.32092	Transfer from General Fund	(24,606)	(24,606)	0.00	0.00	(24,606.00)	0.00 %
	Revenues Total	(87,088)	(87,088)	(22,313.73)	0.00	(64,774.27)	25.62 %

Fund Totals		(87,088)	(87,088)	(22,313.73)	0.00	(64,774.27)	25.62 %
--------------------	--	----------	----------	-------------	------	-------------	---------

481 - Grant-Jag - 48853 - JAG Grant - 2016



Walker County Budget vs Actual Report
As of the Month Ended August 31, 2017 Posted As of October 3, 2017
Year to Date for the Fiscal Year Ending September 30, 2017

Page 13 of 23

10/4/2017 9:53:49 AM

Account		Original Budget	Revised Budget	Actual	Encumbrance	Remaining	Pct
Revenues							
481.42620.48853	Federal Funds	(903)	(903)	(865.87)	0.00	(37.13)	95.89 %
	Revenues Total	(903)	(903)	(865.87)	0.00	(37.13)	95.89 %
	Fund Totals	(903)	(903)	(865.87)	0.00	(37.13)	95.89 %

484 - Grants-Other Fund - 70050 - DSHS AgriLife Grant

Revenues							
484.42010.70050	State Funds	(71,484)	(71,484)	(60,472.56)	0.00	(11,011.44)	84.60 %
	Revenues Total	(71,484)	(71,484)	(60,472.56)	0.00	(11,011.44)	84.60 %
	Fund Totals	(71,484)	(71,484)	(60,472.56)	0.00	(11,011.44)	84.60 %

485 - Grants - Homeland Security Fund - 48817 - Homeland Security Grant 2016

Revenues							
485.42360.48817	Grants-Homeland Security	(58,200)	(58,200)	(58,200.00)	0.00	0.00	100.00 %
	Revenues Total	(58,200)	(58,200)	(58,200.00)	0.00	0.00	100.00 %
	Fund Totals	(58,200)	(58,200)	(58,200.00)	0.00	0.00	100.00 %

489 - CDBG Grant - Fire Protection - 48910 - CDBG Grant - Fire Protection

Revenues							
489.42620.48910	Federal Funds	(53,154)	(53,154)	0.00	0.00	(53,154.00)	0.00 %
489.48110.48910	Other Revenue	0	0	(28,887.42)	0.00	28,887.42	
	Revenues Total	(53,154)	(53,154)	(28,887.42)	0.00	(24,266.58)	54.35 %
	Fund Totals	(53,154)	(53,154)	(28,887.42)	0.00	(24,266.58)	54.35 %

511 - County Records Management and Preservation Fund - 11511 - Revenues-County Records Management and Preservation Fund



Walker County Budget vs Actual Report
As of the Month Ended August 31, 2017 Posted As of October 3, 2017
Year to Date for the Fiscal Year Ending September 30, 2017

Page 14 of 23

10/4/2017 9:53:49 AM

Account		Original Budget	Revised Budget	Actual	Encumbrance	Remaining	Pct
Revenues							
511.43010.11511	Fees of Office/Charges for Service	(19,000)	(19,000)	(16,613.34)	0.00	(2,386.66)	87.44 %
511.48010.11511	Interest	(15)	(15)	(30.91)	0.00	15.91	206.07 %
	Revenues Total	(19,015)	(19,015)	(16,644.25)	0.00	(2,370.75)	87.53 %

Fund Totals		(19,015)	(19,015)	(16,644.25)	0.00	(2,370.75)	87.53 %
--------------------	--	----------	----------	-------------	------	------------	---------

512 - County Records Preservation II Fund - 11512 - Revenues-County Records Preservation II Fund

Revenues							
512.43010.11512	Fees of Office/Charges for Service	(10,000)	(10,000)	(10,520.00)	0.00	520.00	105.20 %
512.48010.11512	Interest	0	0	(187.17)	0.00	187.17	
	Revenues Total	(10,000)	(10,000)	(10,707.17)	0.00	707.17	107.07 %

Fund Totals		(10,000)	(10,000)	(10,707.17)	0.00	707.17	107.07 %
--------------------	--	----------	----------	-------------	------	--------	----------

515 - County Clerk Records Management and Preservation Fund - 11515 - Revenues-County Clerk Records Management and Preservation Fund

Revenues							
515.43010.11515	Fees of Office/Charges for Service	(100,000)	(100,000)	(87,832.08)	0.00	(12,167.92)	87.83 %
515.48010.11515	Interest	(100)	(100)	(1,868.11)	0.00	1,768.11	1868.11 %
	Revenues Total	(100,100)	(100,100)	(89,700.19)	0.00	(10,399.81)	89.61 %

Fund Totals		(100,100)	(100,100)	(89,700.19)	0.00	(10,399.81)	89.61 %
--------------------	--	-----------	-----------	-------------	------	-------------	---------

516 - County Clerk Records Archive Fund - 11516 - Revenues-County Clerk Records Archive Fund

Revenues							
516.43010.11516	Fees of Office/Charges for Service	(101,000)	(101,000)	(90,910.90)	0.00	(10,089.10)	90.01 %
516.48010.11516	Interest	(100)	(100)	(2,436.08)	0.00	2,336.08	2436.08 %
	Revenues Total	(101,100)	(101,100)	(93,346.98)	0.00	(7,753.02)	92.33 %

Fund Totals		(101,100)	(101,100)	(93,346.98)	0.00	(7,753.02)	92.33 %
--------------------	--	-----------	-----------	-------------	------	------------	---------

518 - District Clerk Records Management and Preservation Fund - 11518 - Revenues-District Clerk Records Management and Preservation Fund



Walker County Budget vs Actual Report
As of the Month Ended August 31, 2017 Posted As of October 3, 2017
Year to Date for the Fiscal Year Ending September 30, 2017

Page 15 of 23

10/4/2017 9:53:49 AM

Account		Original Budget	Revised Budget	Actual	Encumbrance	Remaining	Pct
Revenues							
518.43010.11518	Fees of Office/Charges for Service	(3,340)	(3,340)	(3,281.94)	0.00	(58.06)	98.26 %
	Revenues Total	(3,340)	(3,340)	(3,281.94)	0.00	(58.06)	98.26 %
Fund Totals							
		(3,340)	(3,340)	(3,281.94)	0.00	(58.06)	98.26 %

519 - District Clerk Rider Fund - 11519 - Revenues-District Clerk Rider Fund

Revenues							
519.42010.11519	State Funds	(12,000)	(12,000)	(11,000.00)	0.00	(1,000.00)	91.67 %
519.48010.11519	Interest	0	0	(88.13)	0.00	88.13	
	Revenues Total	(12,000)	(12,000)	(11,088.13)	0.00	(911.87)	92.40 %
Fund Totals							
		(12,000)	(12,000)	(11,088.13)	0.00	(911.87)	92.40 %

520 - District Clerk Archive Fund - 11520 - District Clerk Archive

Revenues							
520.43010.11520	Fees of Office/Charges for Service	(700)	(700)	(1,782.65)	0.00	1,082.65	254.66 %
	Revenues Total	(700)	(700)	(1,782.65)	0.00	1,082.65	254.66 %
Fund Totals							
		(700)	(700)	(1,782.65)	0.00	1,082.65	254.66 %

523 - County Jury Fee Fund - 11523 - Revenues-County Jury Fee Fund

Revenues							
523.43720.11523	Jury Fee	(3,000)	(3,000)	(7,571.76)	0.00	4,571.76	252.39 %
	Revenues Total	(3,000)	(3,000)	(7,571.76)	0.00	4,571.76	252.39 %
Fund Totals							
		(3,000)	(3,000)	(7,571.76)	0.00	4,571.76	252.39 %

525 - Court Reporter Service Fund - 11525 - Revenues-Court Reporter Service Fund

Revenues							
525.43730.11525	Court Reporter Fee	(14,000)	(14,000)	(13,277.38)	0.00	(722.62)	94.84 %
	Revenues Total	(14,000)	(14,000)	(13,277.38)	0.00	(722.62)	94.84 %
Fund Totals							
		(14,000)	(14,000)	(13,277.38)	0.00	(722.62)	94.84 %

Walker County Budget vs Actual Report
As of the Month Ended August 31, 2017 Posted As of October 3, 2017
Year to Date for the Fiscal Year Ending September 30, 2017

Account		Original Budget	Revised Budget	Actual	Encumbrance	Remaining	Pct
526 - County Law Library Fund - 11526 - Revenues-County Law Library Fund							
Revenues							
526.43010.11526	Fees of Office/Charges for Service	(33,400)	(33,400)	(30,943.76)	0.00	(2,456.24)	92.65 %
526.48010.11526	Interest	(50)	(50)	(109.76)	0.00	59.76	219.52 %
	Revenues Total	(33,450)	(33,450)	(31,053.52)	0.00	(2,396.48)	92.84 %
	Fund Totals	(33,450)	(33,450)	(31,053.52)	0.00	(2,396.48)	92.84 %
536 - Courthouse Security Fund - 11536 - Revenues-Courthouse Security Fund							
Revenues							
536.43010.11536	Fees of Office/Charges for Service	(36,700)	(36,700)	(30,415.96)	0.00	(6,284.04)	82.88 %
536.48010.11536	Interest	0	0	(125.73)	0.00	125.73	
	Revenues Total	(36,700)	(36,700)	(30,541.69)	0.00	(6,158.31)	83.22 %
	Fund Totals	(36,700)	(36,700)	(30,541.69)	0.00	(6,158.31)	83.22 %
537 - Justice Courts Building Security Fund - 11537 - Revenues-Justice Courts Building Security Fund							
Revenues							
537.43010.11537	Fees of Office/Charges for Service	(6,200)	(6,200)	(5,039.31)	0.00	(1,160.69)	81.28 %
537.48010.11537	Interest	(8)	(8)	(116.70)	0.00	108.70	1458.75 %
	Revenues Total	(6,208)	(6,208)	(5,156.01)	0.00	(1,051.99)	83.05 %
	Fund Totals	(6,208)	(6,208)	(5,156.01)	0.00	(1,051.99)	83.05 %
550 - Justice Courts Technology Fund - 11550 - Revenues-Justice Courts Technology Fund							
Revenues							
550.43010.11550	Fees of Office/Charges for Service	(25,200)	(25,200)	(20,375.43)	0.00	(4,824.57)	80.85 %
550.48010.11550	Interest	(5)	(5)	(79.33)	0.00	74.33	1586.60 %
	Revenues Total	(25,205)	(25,205)	(20,454.76)	0.00	(4,750.24)	81.15 %
	Fund Totals	(25,205)	(25,205)	(20,454.76)	0.00	(4,750.24)	81.15 %
551 - County and District Courts Technology Fund - 11551 - Revenues-County and District Courts Technology Fund							
Revenues							
551.43010.11551	Fees of Office/Charges for Service	(1,400)	(1,400)	(1,554.74)	0.00	154.74	111.05 %

Walker County Budget vs Actual Report
As of the Month Ended August 31, 2017 Posted As of October 3, 2017
Year to Date for the Fiscal Year Ending September 30, 2017

10/4/2017 9:53:49 AM

Account		Original Budget	Revised Budget	Actual	Encumbrance	Remaining	Pct
551.48010.11551	Interest	0	0	(5.89)	0.00	5.89	
	Revenues Total	(1,400)	(1,400)	(1,560.63)	0.00	160.63	111.47 %
Fund Totals		(1,400)	(1,400)	(1,560.63)	0.00	160.63	111.47 %

560 - District Attorney Prosecutors Supplement Fund - 11560 - Revenues-District Attorney Prosecutors Fund

Revenues							
560.42010.11560	State Funds	(22,500)	(22,500)	(19,965.32)	0.00	(2,534.68)	88.73 %
	Revenues Total	(22,500)	(22,500)	(19,965.32)	0.00	(2,534.68)	88.73 %
Fund Totals		(22,500)	(22,500)	(19,965.32)	0.00	(2,534.68)	88.73 %

561 - Pretrial Intervention Program Fund - 11561 - Revenues-Pretrial Intervention Program Fund

Revenues							
561.43010.11561	Fees of Office/Charges for Service	(23,400)	(23,400)	(20,249.83)	0.00	(3,150.17)	86.54 %
561.49901.11561	Transfer from General Fund	(14,507)	(14,507)	(14,507.00)	0.00	0.00	100.00 %
	Revenues Total	(37,907)	(37,907)	(34,756.83)	0.00	(3,150.17)	91.69 %
Fund Totals		(37,907)	(37,907)	(34,756.83)	0.00	(3,150.17)	91.69 %

562 - District Attorney Forfeiture Fund - 11562 - Revenues-District Attorney Forfeiture Fund

Revenues							
562.47850.11562	Forfeitures-Sheriff,DOJ EquitableSharing, District Attorney	0	0	(47,300.70)	0.00	47,300.70	
562.48010.11562	Interest	0	0	(914.82)	0.00	914.82	
562.48300.11562	Proceeds from Auction/Sale	0	0	(250.00)	0.00	250.00	
	Revenues Total	0	0	(48,465.52)	0.00	48,465.52	
Fund Totals		0	0	(48,465.52)	0.00	48,465.52#Error	

563 - District Attorney Hot Check Fee Fund - 11563 - Revenues-District Attorney Hot Check Fee Fund

Walker County Budget vs Actual Report
As of the Month Ended August 31, 2017 Posted As of October 3, 2017
Year to Date for the Fiscal Year Ending September 30, 2017

Account		Original Budget	Revised Budget	Actual	Encumbrance	Remaining	Pct
Revenues							
563.43140.11563	Hot Check Fees	(7,000)	(7,000)	(6,318.47)	0.00	(681.53)	90.26 %
	Revenues Total	(7,000)	(7,000)	(6,318.47)	0.00	(681.53)	90.26 %

Fund Totals		(7,000)	(7,000)	(6,318.47)	0.00	(681.53)	90.26 %
--------------------	--	---------	---------	------------	------	----------	---------

574 - Sheriff Forfeiture Fund - 11574 - Revenues-Sheriff Forfeiture Fund

Revenues							
574.47850.11574	Forfeitures-Sheriff,DOJ EquitableSharing, District Attorney	0	(59,169)	(122,047.61)	0.00	62,878.61	206.27 %
574.48010.11574	Interest	0	0	(804.79)	0.00	804.79	
574.48110.11574	Other Revenue	0	0	(5,000.00)	0.00	5,000.00	
	Revenues Total	0	(59,169)	(127,852.40)	0.00	68,683.40	216.08 %

Fund Totals		0	(59,169)	(127,852.40)	0.00	68,683.40	216.08 %
--------------------	--	---	----------	--------------	------	-----------	----------

576 - Sheriff Inmate Medical Fund - 11576 - Revenues-Sheriff Inmate Medical Fund

Revenues							
576.43010.11576	Fees of Office/Charges for Service	(2,000)	(2,000)	(1,871.68)	0.00	(128.32)	93.58 %
576.48010.11576	Interest	(5)	(5)	(128.68)	0.00	123.68	2573.60 %
	Revenues Total	(2,005)	(2,005)	(2,000.36)	0.00	(4.64)	99.77 %

Fund Totals		(2,005)	(2,005)	(2,000.36)	0.00	(4.64)	99.77 %
--------------------	--	---------	---------	------------	------	--------	---------

577 - DOJ Equitable Sharing Fund - 11577 - Revenues-Equitable Sharing Fund

Revenues							
577.47850.11577	Forfeitures-Sheriff,DOJ EquitableSharing, District Attorney	0	0	(14,803.35)	0.00	14,803.35	
577.48010.11577	Interest	0	0	(2,064.71)	0.00	2,064.71	
	Revenues Total	0	0	(16,868.06)	0.00	16,868.06	

Fund Totals		0	0	(16,868.06)	0.00	16,868.06	#Error
--------------------	--	---	---	-------------	------	-----------	--------

583 - Elections Equipment Fund - 11583 - Revenues-Elections Equipment Fund

Walker County Budget vs Actual Report
As of the Month Ended August 31, 2017 Posted As of October 3, 2017
Year to Date for the Fiscal Year Ending September 30, 2017

Account		Original Budget	Revised Budget	Actual	Encumbrance	Remaining	Pct
Revenues							
583.42410.11583	Intergovernmental Funds	(10,000)	(10,000)	(13,963.92)	0.00	3,963.92	139.64 %
583.48010.11583	Interest	0	0	(17.53)	0.00	17.53	
	Revenues Total	(10,000)	(10,000)	(13,981.45)	0.00	3,981.45	139.81 %
	Fund Totals	(10,000)	(10,000)	(13,981.45)	0.00	3,981.45	139.81 %

584 - Tax Assessor Elections Service Contract Fund - 11584 - Revenues-Tax Assessor Election Service Contract Fund

Revenues							
584.42410.11584	Intergovernmental Funds	0	0	(300.00)	0.00	300.00	
584.43010.11584	Fees of Office/Charges for Service	(3,500)	(3,500)	(8,354.87)	0.00	4,854.87	238.71 %
584.48010.11584	Interest	0	0	(116.03)	0.00	116.03	
	Revenues Total	(3,500)	(3,500)	(8,770.90)	0.00	5,270.90	250.60 %
	Fund Totals	(3,500)	(3,500)	(8,770.90)	0.00	5,270.90	250.60 %

589 - Tax Assessor Special Inventory Fee Fund - 11589 - Revenues-Tax Assessor Special Inventory Fee Fund

Revenues							
589.48010.11589	Interest	0	0	(0.07)	0.00	0.07	
	Revenues Total	0	0	(0.07)	0.00	0.07	
	Fund Totals	0	0	(0.07)	0.00	0.07#Error	

601 - Special Prosecution/Civil/Juvenile Fund - 35020 - SPU Criminal

Revenues							
601.42010.35020	State Funds	(1,520,542)	(1,520,542)	(1,301,642.15)	0.00	(218,899.85)	85.60 %
601.42020.35020	State Longevity Pay	0	(28,600)	(28,600.00)	0.00	0.00	100.00 %
	Revenues Total	(1,520,542)	(1,549,142)	(1,330,242.15)	0.00	(218,899.85)	85.87 %

601 - Special Prosecution/Civil/Juvenile Fund - 35030 - SPU - State General Allocation

Revenues							
601.42010.35030	State Funds	(323,434)	(323,434)	(287,261.32)	0.00	(36,172.68)	88.82 %
601.42230.35030	Grant Revenue	0	(146,873)	(146,873.00)	0.00	0.00	100.00 %

Walker County Budget vs Actual Report
As of the Month Ended August 31, 2017 Posted As of October 3, 2017
Year to Date for the Fiscal Year Ending September 30, 2017

Account		Original Budget	Revised Budget	Actual	Encumbrance	Remaining	Pct
601.48300.35030	Proceeds from Auction/Sale	0	0	(2,050.00)	0.00	2,050.00	
	Revenues Total	(323,434)	(470,307)	(436,184.32)	0.00	(34,122.68)	92.74 %

601 - Special Prosecution/Civil/Juvenile Fund - 35040 - SPU Civil Division

Revenues							
601.42010.35040	State Funds	(2,513,453)	(2,513,453)	(2,226,422.18)	0.00	(287,030.82)	88.58 %
601.42020.35040	State Longevity Pay	0	(7,430)	(7,430.00)	0.00	0.00	100.00 %
601.48300.35040	Proceeds from Auction/Sale	0	0	(325.00)	0.00	325.00	
	Revenues Total	(2,513,453)	(2,520,883)	(2,234,177.18)	0.00	(286,705.82)	88.63 %

601 - Special Prosecution/Civil/Juvenile Fund - 35050 - SPU Juvenile Division

Revenues							
601.42010.35050	State Funds	(838,437)	(841,517)	(709,787.77)	0.00	(131,729.23)	84.35 %
601.42020.35050	State Longevity Pay	0	0	(3,080.00)	0.00	3,080.00	
	Revenues Total	(838,437)	(841,517)	(712,867.77)	0.00	(128,649.23)	84.71 %

Fund Totals		(5,195,866)	(5,381,849)	(4,713,471.42)	0.00	(668,377.58)	87.58 %
--------------------	--	-------------	-------------	----------------	------	--------------	---------

615 - Adult Probation-Basic Services Fund - 50130 - Adult Basic Supervision

Revenues							
615.42010.50130	State Funds	(366,897)	(397,213)	(305,489.00)	0.00	(91,724.00)	76.91 %
615.42390.50130	SAFPF Grant Funds	(12,800)	(16,800)	(18,104.06)	0.00	1,304.06	107.76 %
615.44710.50130	CSCD Probation Fees	(825,000)	(825,000)	(787,571.60)	0.00	(37,428.40)	95.46 %
615.44720.50130	CSCD Alcohol Evaluation Fees	(9,500)	(9,500)	(8,319.56)	0.00	(1,180.44)	87.57 %
615.44730.50130	CSCD U/A Evaluation Fee	(11,000)	(11,500)	(11,924.84)	0.00	424.84	103.69 %
615.44740.50130	CSCD DWI Evaluation Fee	(4,800)	(4,000)	(5,897.00)	0.00	1,897.00	147.43 %
615.44750.50130	CSCD Drug Offender Program Fee	(6,000)	(3,000)	(2,188.00)	0.00	(812.00)	72.93 %
615.44770.50130	CSCD Insurance Fees	(400)	(500)	(562.28)	0.00	62.28	112.46 %
615.44830.50130	CSCD Transaction Fees	(18,000)	(18,000)	(18,715.00)	0.00	715.00	103.97 %
615.44840.50130	CSCD Anger Mgmt Fees	(250)	(400)	(1,200.00)	0.00	800.00	300.00 %
615.44850.50130	CSCD Psych Evaluation	(250)	(150)	(220.00)	0.00	70.00	146.67 %
615.44860.50130	One-time Restitution Fee \$6 CSCD	0	0	(6.00)	0.00	6.00	
615.48010.50130	Interest	(300)	(1,600)	(2,228.87)	0.00	628.87	139.30 %
615.48110.50130	Other Revenue	0	0	(451.51)	0.00	451.51	
	Revenues Total	(1,255,197)	(1,287,663)	(1,162,877.72)	0.00	(124,785.28)	90.31 %

Fund Totals		(1,255,197)	(1,287,663)	(1,162,877.72)	0.00	(124,785.28)	90.31 %
--------------------	--	-------------	-------------	----------------	------	--------------	---------



Walker County Budget vs Actual Report
As of the Month Ended August 31, 2017 Posted As of October 3, 2017
Year to Date for the Fiscal Year Ending September 30, 2017

Page 21 of 23

10/4/2017 9:53:49 AM

Account		Original Budget	Revised Budget	Actual	Encumbrance	Remaining	Pct
616 - Adult Probation-Court Services Fund - 50150 - Adult Court Services							
Revenues							
616.42010.50150	State Funds	(191,317)	(191,317)	(178,622.07)	0.00	(12,694.93)	93.36 %
616.49930.50150	Transfers from Other Funds	(13,786)	(3,581)	(3,581.00)	0.00	0.00	100.00 %
	Revenues Total	(205,103)	(194,898)	(182,203.07)	0.00	(12,694.93)	93.49 %
	Fund Totals	(205,103)	(194,898)	(182,203.07)	0.00	(12,694.93)	93.49 %
617 - Adult Probation-Substance Abuse Services Fund - 50170 - Adult Substance Abuse Services							
Revenues							
617.42010.50170	State Funds	(112,386)	(112,386)	(102,542.23)	0.00	(9,843.77)	91.24 %
617.49930.50170	Transfers from Other Funds	(3,866)	0	0.00	0.00	0.00	
	Revenues Total	(116,252)	(112,386)	(102,542.23)	0.00	(9,843.77)	91.24 %
	Fund Totals	(116,252)	(112,386)	(102,542.23)	0.00	(9,843.77)	91.24 %
640 - Juvenile Grant Fund Title IVE - 36030 - Juvenile Title IV-E							
Revenues							
640.48010.36030	Interest	0	0	(298.56)	0.00	298.56	
640.48899.36030	Carry Forward Revenues-Prior Years	(100,575)	(100,575)	0.00	0.00	(100,575.00)	0.00 %
	Revenues Total	(100,575)	(100,575)	(298.56)	0.00	(100,276.44)	0.30 %
	Fund Totals	(100,575)	(100,575)	(298.56)	0.00	(100,276.44)	0.30 %
641 - Juvenile Grant-State Aid Fund - 36040 - Juvenile State/Grant Aid							
Revenues							
641.42010.36040	State Funds	(213,239)	(213,239)	(193,275.25)	0.00	(19,963.75)	90.64 %
	Revenues Total	(213,239)	(213,239)	(193,275.25)	0.00	(19,963.75)	90.64 %
	Fund Totals	(213,239)	(213,239)	(193,275.25)	0.00	(19,963.75)	90.64 %
643 - Juvenile Grant-Commitment Reduction Fund - 36050 - Juvenile Commitment Reduction							



Walker County Budget vs Actual Report
As of the Month Ended August 31, 2017 Posted As of October 3, 2017
Year to Date for the Fiscal Year Ending September 30, 2017

Page 22 of 23

10/4/2017 9:53:49 AM

Account		Original Budget	Revised Budget	Actual	Encumbrance	Remaining	Pct
Revenues							
643.42010.36050	State Funds	(43,907)	(43,907)	(39,057.80)	0.00	(4,849.20)	88.96 %
	Revenues Total	(43,907)	(43,907)	(39,057.80)	0.00	(4,849.20)	88.96 %
	Fund Totals	(43,907)	(43,907)	(39,057.80)	0.00	(4,849.20)	88.96 %

644 - Juvenile Grant-Medical Services Fund - 36060 - Juvenile Grant Medical Services

Revenues							
644.42010.36060	State Funds	(33,978)	(33,978)	(31,381.25)	0.00	(2,596.75)	92.36 %
	Revenues Total	(33,978)	(33,978)	(31,381.25)	0.00	(2,596.75)	92.36 %
	Fund Totals	(33,978)	(33,978)	(31,381.25)	0.00	(2,596.75)	92.36 %

645 - Juvenile HGAC Services Grant - 11645 - Revenues-Juvenile HGAC Services Grant

Revenues							
645.42350.11645	HGAC Grants	0	(11,900)	(12,656.11)	0.00	756.11	106.35 %
	Revenues Total	0	(11,900)	(12,656.11)	0.00	756.11	106.35 %
	Fund Totals	0	(11,900)	(12,656.11)	0.00	756.11	106.35 %

646 - Juvenile Grant-PrePost Adjudication - 36080 - Juvenile Grant PrePost Adjudication

Revenues							
646.42010.36080	State Funds	(16,329)	(16,329)	(16,329.00)	0.00	0.00	100.00 %
	Revenues Total	(16,329)	(16,329)	(16,329.00)	0.00	0.00	100.00 %
	Fund Totals	(16,329)	(16,329)	(16,329.00)	0.00	0.00	100.00 %

647 - Juvenile Grant-Community Programs - 36090 - Juvenile Grant Community Programs

Revenues							
647.42010.36090	State Funds	(95,411)	(95,411)	(88,633.66)	0.00	(6,777.34)	92.90 %
	Revenues Total	(95,411)	(95,411)	(88,633.66)	0.00	(6,777.34)	92.90 %
	Fund Totals	(95,411)	(95,411)	(88,633.66)	0.00	(6,777.34)	92.90 %

648 - Juvenile Regionalization Money - 36091 - Juvenile Regionalization Money



Walker County Budget vs Actual Report
As of the Month Ended August 31, 2017 Posted As of October 3, 2017
Year to Date for the Fiscal Year Ending September 30, 2017

Page 23 of 23

10/4/2017 9:53:49 AM

Account		Original Budget	Revised Budget	Actual	Encumbrance	Remaining	Pct
Revenues							
648.42010.36091	State Funds	(3,219)	(3,219)	(3,219.53)	0.00	0.53	100.02 %
648.42399.36091	Grant Return Adjustment	0	0	3,219.53	0.00	(3,219.53)	
	Revenues Total	(3,219)	(3,219)	0.00	0.00	(3,219.00)	0.00 %
	Fund Totals	(3,219)	(3,219)	0.00	0.00	(3,219.00)	0.00 %
801 - Sheriff Commissary Fund - 11801 - Revenues-Sheriff Commissary							
Revenues							
801.48010.11801	Interest	0	0	(214.50)	0.00	214.50	
801.48130.11801	Vending Machines	0	0	647.10	0.00	(647.10)	
801.48140.11801	Sales-Commissary	0	0	(36,876.00)	0.00	36,876.00	
	Revenues Total	0	0	(36,443.40)	0.00	36,443.40	
	Fund Totals	0	0	(36,443.40)	0.00	36,443.40	#Error
802 - Walker County Public Safety Communications Center - 11802 - Revenues-Central Dispatch							
Revenues							
802.42420.11802	Walker County	(561,537)	(561,537)	(514,742.25)	0.00	(46,794.75)	91.67 %
802.42450.11802	City of Huntsville	(561,537)	(561,537)	(514,742.25)	0.00	(46,794.75)	91.67 %
802.48010.11802	Interest	0	0	(1,693.96)	0.00	1,693.96	
802.48110.11802	Other Revenue	0	0	(988.75)	0.00	988.75	
	Revenues Total	(1,123,074)	(1,123,074)	(1,032,167.21)	0.00	(90,906.79)	91.91 %
	Fund Totals	(1,123,074)	(1,123,074)	(1,032,167.21)	0.00	(90,906.79)	91.91 %
	Total All Funds	(38,927,961)	(41,033,671)	(40,418,199.52)	0.00	(615,471.48)	98.50 %



Walker County Expenditures vs Budget Report

As of the Month Ended August 31, 2017 Posted
as of October 3, 2017

Page 1 of 20

10/4/2017

3:06 PM

For The Fiscal Year Ending September 30,2017

Account	OriginalBudget	RevisedBudget	Actual	Encumbrances	Remaining	Pct
101 - General Fund						
15010 - County Judge						
Salaries/Other Pay/Benefits	202,662	202,662	175,340.41	0.00	27,321.59	86.52 %
Operations	8,454	8,454	3,652.05	24.06	4,777.89	43.48 %
Department Total	211,116	211,116	178,992.46	24.06	32,099.48	84.80 %
15020 - County Judge - IT Operations						
Salaries/Other Pay/Benefits	315,905	315,905	150,198.60	0.00	165,706.40	47.55 %
Operations	9,530	9,530	850.28	0.00	8,679.72	8.92 %
Department Total	325,435	325,435	151,048.88	0.00	174,386.12	46.41 %
15030 - County Judge - IT Hardware/Software						
Operations	313,171	313,171	224,277.31	0.00	88,893.69	71.61 %
Department Total	313,171	313,171	224,277.31	0.00	88,893.69	71.61 %
15040 - Commissioners Court						
Salaries/Other Pay/Benefits	65,740	65,740	59,239.98	0.00	6,500.02	90.11 %
Operations	8,746	8,746	5,772.95	26.23	2,946.82	66.31 %
Department Total	74,486	74,486	65,012.93	26.23	9,446.84	87.32 %
15050 - County Clerk						
Salaries/Other Pay/Benefits	532,747	532,747	467,215.32	0.00	65,531.68	87.70 %
Operations	103,401	103,401	71,593.55	0.00	31,807.45	69.24 %
Department Total	636,148	636,148	538,808.87	0.00	97,339.13	84.70 %
16010 - Voter Registration						
Salaries/Other Pay/Benefits	46,450	48,737	46,130.30	0.00	2,606.70	94.65 %
Operations	25,500	27,645	12,799.68	0.00	14,845.32	46.30 %
Department Total	71,950	76,382	58,929.98	0.00	17,452.02	77.15 %
16020 - Elections						
Salaries/Other Pay/Benefits	120,667	134,536	118,939.76	0.00	15,596.24	88.41 %
Operations	31,228	39,745	34,417.25	0.00	5,327.75	86.60 %
Department Total	151,895	174,281	153,357.01	0.00	20,923.99	87.99 %
17010 - County Facilities						
Salaries/Other Pay/Benefits	427,298	427,298	321,783.61	0.00	105,514.39	75.31 %
Operations	308,444	335,944	302,105.85	13,986.74	19,851.41	94.09 %
Department Total	735,742	763,242	623,889.46	13,986.74	125,365.80	83.57 %
17020 - Facilities-Justice Center Municipal Allocation						
Operations	10,983	10,983	6,270.50	0.00	4,712.50	57.09 %
Department Total	10,983	10,983	6,270.50	0.00	4,712.50	57.09 %
19010 - Centralized Costs						
Salaries/Other Pay/Benefits	502,830	502,830	189,227.61	0.00	313,602.39	37.63 %
Operations	617,951	597,213	476,319.01	2,650.51	118,243.48	80.20 %

Walker County Expenditures vs Budget Report

As of the Month Ended August 31, 2017 Posted
as of October 3, 2017

For The Fiscal Year Ending September 30,2017

Account	OriginalBudget	RevisedBudget	Actual	Encumbrances	Remaining	Pct
101 - General Fund						
19010 - Centralized Costs						
Capital	0	20,738	27,214.63	6,494.00	(12,970.63)	162.55 %
Department Total	1,120,781	1,120,781	692,761.25	9,144.51	418,875.24	62.63 %
19200 - Contingency						
Contingency	849,435	614,614	0.00	0.00	614,614.00	0.00 %
Department Total	849,435	614,614	0.00	0.00	614,614.00	0.00 %
20005 - County Auditor-Financial Systems						
Operations	64,833	64,833	58,962.97	0.00	5,870.03	90.95 %
Department Total	64,833	64,833	58,962.97	0.00	5,870.03	90.95 %
20010 - County Auditor						
Salaries/Other Pay/Benefits	642,645	642,645	561,148.50	0.00	81,496.50	87.32 %
Operations	47,775	50,775	37,703.10	4,876.52	8,195.38	83.86 %
Department Total	690,420	693,420	598,851.60	4,876.52	89,691.88	87.07 %
20020 - County Treasurer						
Salaries/Other Pay/Benefits	327,322	327,322	286,441.86	0.00	40,880.14	87.51 %
Operations	41,579	41,579	17,839.66	84.00	23,655.34	43.11 %
Department Total	368,901	368,901	304,281.52	84.00	64,535.48	82.51 %
20030 - County Treasurer - Collections						
Salaries/Other Pay/Benefits	111,774	111,774	99,613.48	0.00	12,160.52	89.12 %
Operations	21,820	21,820	13,985.64	0.00	7,834.36	64.10 %
Department Total	133,594	133,594	113,599.12	0.00	19,994.88	85.03 %
20040 - Purchasing						
Salaries/Other Pay/Benefits	230,499	230,499	205,311.79	0.00	25,187.21	89.07 %
Operations	11,961	11,961	8,244.92	212.17	3,503.91	70.71 %
Department Total	242,460	242,460	213,556.71	212.17	28,691.12	88.17 %
21010 - Vehicle Registration						
Salaries/Other Pay/Benefits	412,029	412,029	356,155.82	0.00	55,873.18	86.44 %
Operations	13,002	13,002	7,498.22	0.00	5,503.78	57.67 %
Department Total	425,031	425,031	363,654.04	0.00	61,376.96	85.56 %
29940 - Governmental/Services Contracts						
Appraisal District - Appraisals	333,844	333,844	333,844.00	0.00	0.00	100.00 %
Appraisal District - Collections	124,091	124,091	124,091.00	0.00	0.00	100.00 %
Department Total	457,935	457,935	457,935.00	0.00	0.00	100.00 %
30010 - Courts-Central Costs						
Salaries/Other Pay/Benefits	24,568	24,568	22,484.51	0.00	2,083.49	91.52 %
Operations	175,848	448,945	398,016.42	1,663.26	49,265.32	89.03 %
Department Total	200,416	473,513	420,500.93	1,663.26	51,348.81	89.16 %



Walker County Expenditures vs Budget Report

As of the Month Ended August 31, 2017 Posted
as of October 3, 2017

Page 3 of 20

10/4/2017
3:06 PM

For The Fiscal Year Ending September 30,2017

Account	OriginalBudget	RevisedBudget	Actual	Encumbrances	Remaining	Pct
101 - General Fund						
30020 - County Court at Law						
Salaries/Other Pay/Benefits	422,938	422,938	386,821.31	0.00	36,116.69	91.46 %
Operations	191,093	251,093	231,872.10	273.73	18,947.17	92.45 %
Department Total	614,031	674,031	618,693.41	273.73	55,063.86	91.83 %
30030 - 12th Judicial District Court						
Salaries/Other Pay/Benefits	210,324	210,324	189,480.62	0.00	20,843.38	90.09 %
Operations	171,306	171,306	176,889.22	620.76	(6,203.98)	103.62 %
Department Total	381,630	381,630	366,369.84	620.76	14,639.40	96.16 %
30040 - 278th Judicial District Court						
Salaries/Other Pay/Benefits	214,034	214,034	183,925.46	0.00	30,108.54	85.93 %
Operations	171,123	208,623	188,900.72	0.00	19,722.28	90.55 %
Department Total	385,157	422,657	372,826.18	0.00	49,830.82	88.21 %
31010 - District Clerk						
Salaries/Other Pay/Benefits	420,378	420,378	378,104.11	0.00	42,273.89	89.94 %
Operations	33,639	33,639	27,118.63	617.43	5,902.94	82.45 %
Department Total	454,017	454,017	405,222.74	617.43	48,176.83	89.39 %
32010 - Criminal District Attorney						
Salaries/Other Pay/Benefits	1,547,184	1,554,384	1,350,784.13	0.00	203,599.87	86.90 %
Operations	54,427	54,427	42,912.84	689.31	10,824.85	80.11 %
Department Total	1,601,611	1,608,811	1,393,696.97	689.31	214,424.72	86.67 %
33010 - Justice of Peace Precinct 1						
Salaries/Other Pay/Benefits	205,465	205,465	184,919.21	0.00	20,545.79	90.00 %
Operations	13,474	13,474	8,512.69	10.00	4,951.31	63.25 %
Department Total	218,939	218,939	193,431.90	10.00	25,497.10	88.35 %
33020 - Justice of Peace Precinct 2						
Salaries/Other Pay/Benefits	197,547	197,547	173,582.57	0.00	23,964.43	87.87 %
Operations	9,895	9,895	5,301.63	0.00	4,593.37	53.58 %
Department Total	207,442	207,442	178,884.20	0.00	28,557.80	86.23 %
33030 - Justice of Peace Precinct 3						
Salaries/Other Pay/Benefits	201,624	201,624	177,274.91	0.00	24,349.09	87.92 %
Operations	11,404	11,404	7,898.33	0.00	3,505.67	69.26 %
Department Total	213,028	213,028	185,173.24	0.00	27,854.76	86.92 %
33040 - Justice of Peace Precinct 4						
Salaries/Other Pay/Benefits	251,310	251,310	225,623.20	0.00	25,686.80	89.78 %
Operations	17,137	17,137	8,266.82	100.00	8,770.18	48.82 %
Department Total	268,447	268,447	233,890.02	100.00	34,456.98	87.16 %



Walker County Expenditures vs Budget Report

As of the Month Ended August 31, 2017 Posted
as of October 3, 2017

Page 4 of 20

10/4/2017
3:06 PM

For The Fiscal Year Ending September 30,2017

Account	OriginalBudget	RevisedBudget	Actual	Encumbrances	Remaining	Pct
101 - General Fund						
36010 - Juvenile Probation Support - General Fund						
Salaries/Other Pay/Benefits	42,607	42,607	38,927.71	0.00	3,679.29	91.36 %
Operations	81,128	96,128	88,851.57	0.00	7,276.43	92.43 %
Department Total	123,735	138,735	127,779.28	0.00	10,955.72	92.10 %
41010 - Sheriff						
Salaries/Other Pay/Benefits	2,578,202	2,611,122	2,281,167.17	0.00	329,954.83	87.36 %
Operations	310,000	335,000	229,288.12	23,400.95	82,310.93	75.43 %
Capital	246,718	246,718	242,967.80	0.00	3,750.20	98.48 %
Department Total	3,134,920	3,192,840	2,753,423.09	23,400.95	416,015.96	86.97 %
41030 - Sheriff Estray						
Operations	6,000	6,000	1,928.50	124.50	3,947.00	34.22 %
Department Total	6,000	6,000	1,928.50	124.50	3,947.00	34.22 %
43010 - Courthouse Security General Fund						
Salaries/Other Pay/Benefits	243,758	243,758	215,905.43	0.00	27,852.57	88.57 %
Department Total	243,758	243,758	215,905.43	0.00	27,852.57	88.57 %
44001 - Constables Central						
Salaries/Other Pay/Benefits	48,850	48,850	40,695.66	0.00	8,154.34	83.31 %
Operations	9,119	8,635	1,192.21	0.00	7,442.79	13.81 %
Department Total	57,969	57,485	41,887.87	0.00	15,597.13	72.87 %
44010 - Constable Precinct 1						
Salaries/Other Pay/Benefits	73,990	73,990	65,766.10	0.00	8,223.90	88.89 %
Operations	9,015	17,384	11,721.70	811.45	4,850.85	72.10 %
Department Total	83,005	91,374	77,487.80	811.45	13,074.75	85.69 %
44020 - Constable Precinct 2						
Salaries/Other Pay/Benefits	73,990	73,990	65,095.55	0.00	8,894.45	87.98 %
Operations	6,223	7,963	7,163.28	587.40	212.32	97.33 %
Department Total	80,213	81,953	72,258.83	587.40	9,106.77	88.89 %
44030 - Constable Precinct 3						
Salaries/Other Pay/Benefits	73,990	73,990	65,926.70	0.00	8,063.30	89.10 %
Operations	6,264	8,633	6,203.37	496.96	1,932.67	77.61 %
Department Total	80,254	82,623	72,130.07	496.96	9,995.97	87.90 %
44040 - Constable Precinct 4						
Salaries/Other Pay/Benefits	193,568	193,568	171,590.25	0.00	21,977.75	88.65 %
Operations	25,291	30,967	25,298.94	890.54	4,777.52	84.57 %
Department Total	218,859	224,535	196,889.19	890.54	26,755.27	88.08 %
45010 - Support Personnel -DPS						
Salaries/Other Pay/Benefits	57,925	57,925	51,331.52	0.00	6,593.48	88.62 %



Walker County Expenditures vs Budget Report

Page 5 of 20

As of the Month Ended August 31, 2017 Posted
as of October 3, 2017

10/4/2017

3:06 PM

For The Fiscal Year Ending September 30,2017

Account	OriginalBudget	RevisedBudget	Actual	Encumbrances	Remaining	Pct
101 - General Fund						
45010 - Support Personnel -DPS						
Operations	2,215	2,215	559.49	0.00	1,655.51	25.26 %
Department Total	60,140	60,140	51,891.01	0.00	8,248.99	86.28 %
45020 - Weigh Station Utilites and Services						
Operations	25,187	25,187	19,058.16	750.00	5,378.84	78.64 %
Department Total	25,187	25,187	19,058.16	750.00	5,378.84	78.64 %
45040 - Weigh Station Site Support Personnell						
Salaries/Other Pay/Benefits	18,689	18,689	14,369.43	0.00	4,319.57	76.89 %
Operations	10,000	10,000	400.00	0.00	9,600.00	4.00 %
Department Total	28,689	28,689	14,769.43	0.00	13,919.57	51.48 %
46010 - Emergency Operations						
Salaries/Other Pay/Benefits	78,218	78,218	69,514.40	0.00	8,703.60	88.87 %
Operations	94,413	113,488	75,294.37	2,439.39	35,754.24	68.50 %
Capital	7,576	7,276	6,680.23	0.00	595.77	91.81 %
Department Total	180,207	198,982	151,489.00	2,439.39	45,053.61	77.36 %
46100 - Walker County EMS - Emergency Services						
Operations	0	0	0.00	282.60	(282.60)	0.00 %
Department Total	0	0	0.00	282.60	(282.60)	0.00 %
49940 - Public Safety Governmental/Services Contracts						
Walker County Dispatch	561,537	561,537	514,742.25	0.00	46,794.75	91.67 %
City of Huntsville Fire Contract	246,487	246,487	225,951.00	0.00	20,536.00	91.67 %
Crabbs Prairie Fire Department	12,000	12,000	11,000.00	0.00	1,000.00	91.67 %
Riverside Fire Department	16,300	16,300	14,949.00	0.00	1,351.00	91.71 %
Pine Prairie Fire Department	12,000	12,000	0.00	0.00	12,000.00	0.00 %
Dodge Volunteer Fire Department	7,200	7,200	6,600.00	0.00	600.00	91.67 %
Thomas Lake Volunteer Fire Department	7,200	7,200	6,600.00	0.00	600.00	91.67 %
Department Total	862,724	862,724	779,842.25	0.00	82,881.75	90.39 %
50010 - County Jail						
Salaries/Other Pay/Benefits	2,080,427	2,080,427	1,833,969.89	0.00	246,457.11	88.15 %
Operations	571,609	571,609	447,741.93	41,355.85	82,511.22	85.57 %
Department Total	2,652,036	2,652,036	2,281,711.82	41,355.85	328,968.33	87.60 %
50020 - County Jail Inmate Medical Cost Center						
Salaries/Other Pay/Benefits	150,194	150,194	135,772.14	0.00	14,421.86	90.40 %
Operations	99,478	119,478	104,009.54	1,800.89	13,667.57	88.56 %
Department Total	249,672	269,672	239,781.68	1,800.89	28,089.43	89.58 %
50110 - Adult Probation Support- General Fund						
Operations	56,498	59,992	47,238.66	0.00	12,753.34	78.74 %



Walker County Expenditures vs Budget Report

**As of the Month Ended August 31, 2017 Posted
as of October 3, 2017**

Page 6 of 20

10/4/2017

3:06 PM

For The Fiscal Year Ending September 30,2017

Account	OriginalBudget	RevisedBudget	Actual	Encumbrances	Remaining	Pct
101 - General Fund						
50110 - Adult Probation Support- General Fund						
Capital	0	7,949	7,949.00	0.00	0.00	100.00 %
Department Total	56,498	67,941	55,187.66	0.00	12,753.34	81.23 %
50120 - Adult Probation -Community Services- General Fund						
Salaries/Other Pay/Benefits	52,501	52,501	38,984.69	0.00	13,516.31	74.26 %
Operations	850	850	15.00	0.00	835.00	1.76 %
Department Total	53,351	53,351	38,999.69	0.00	14,351.31	73.10 %
60010 - Veterans Services						
Salaries/Other Pay/Benefits	29,500	29,500	25,614.28	0.00	3,885.72	86.83 %
Operations	2,137	2,137	483.03	0.00	1,653.97	22.60 %
Department Total	31,637	31,637	26,097.31	0.00	5,539.69	82.49 %
60020 - Social Services						
Operations	23,800	23,800	2,599.17	0.00	21,200.83	10.92 %
Department Total	23,800	23,800	2,599.17	0.00	21,200.83	10.92 %
61020 - Planning and Development						
Salaries/Other Pay/Benefits	436,890	436,890	353,643.68	0.00	83,246.32	80.95 %
Operations	65,072	65,072	35,637.16	10,112.88	19,321.96	70.31 %
Capital	9,500	9,500	6,925.39	0.00	2,574.61	72.90 %
Department Total	511,462	511,462	396,206.23	10,112.88	105,142.89	79.44 %
61050 - Litter Control - General Fund						
Operations	14,476	14,476	6,546.31	1,027.14	6,902.55	52.32 %
Department Total	14,476	14,476	6,546.31	1,027.14	6,902.55	52.32 %
69940 - Health and Human Services - Governmental/Services Contracts						
Tri-County MHMR	28,730	28,730	26,334.00	0.00	2,396.00	91.66 %
Senior Center	12,500	12,500	11,460.00	0.00	1,040.00	91.68 %
Rita B Huff Humane Center	12,000	12,000	6,000.00	0.00	6,000.00	50.00 %
Spay/Nueter Assistance	12,000	12,000	0.00	0.00	12,000.00	0.00 %
Soil Conservation	500	500	500.00	0.00	0.00	100.00 %
Boys Girls Organization	15,000	15,000	15,000.00	0.00	0.00	100.00 %
YMCA After School Program	15,000	15,000	15,000.00	0.00	0.00	100.00 %
Veterans Center Contract	20,000	20,000	20,000.00	0.00	0.00	100.00 %
Department Total	115,730	115,730	94,294.00	0.00	21,436.00	81.48 %
70010 - Historical Commission						
Operations	5,780	5,780	2,601.45	0.00	3,178.55	45.01 %
Department Total	5,780	5,780	2,601.45	0.00	3,178.55	45.01 %
70020 - Texas AgriLife Extension Service						
Salaries/Other Pay/Benefits	169,254	169,254	149,320.30	0.00	19,933.70	88.22 %
Operations	30,655	31,655	22,988.26	0.00	8,666.74	72.62 %



Walker County Expenditures vs Budget Report

As of the Month Ended August 31, 2017 Posted
as of October 3, 2017

Page 7 of 20

10/4/2017

3:06 PM

For The Fiscal Year Ending September 30,2017

Account	OriginalBudget	RevisedBudget	Actual	Encumbrances	Remaining	Pct
101 - General Fund						
Department Total	199,909	200,909	172,308.56	0.00	28,600.44	85.76 %
93000 - Transfers Out /General Fund, Projects						
Transfers to Other Funds	1,563,477	1,593,245	1,551,275.00	0.00	41,970.00	97.37 %
Department Total	1,563,477	1,593,245	1,551,275.00	0.00	41,970.00	97.37 %
101 - General Fund Total	22,092,522	22,464,392	18,617,227.83	116,409.27	3,730,754.90	83.39 %
105 - General Projects Fund						
19990 - General Government Projects						
PC Equipment Project	43,624	43,624	7,577.88	0.00	36,046.12	17.37 %
Projects - IT	0	16,172	16,172.00	0.00	0.00	100.00 %
County Facilities Projects	449,192	449,192	351,723.63	0.00	97,468.37	78.30 %
Project Contingency	739,870	774,425	0.00	0.00	774,425.00	0.00 %
Project-Copier Replacement	83,122	83,122	0.00	0.00	83,122.00	0.00 %
HVAC Capital Equipment	76,701	76,701	76,701.00	0.00	0.00	100.00 %
Department Total	1,392,509	1,443,236	452,174.51	0.00	991,061.49	31.33 %
29990 - Financial Projects						
Software Improvement Project	29,728	29,728	4,520.00	0.00	25,208.00	15.20 %
Financial System Upgrade	0	15,000	6,703.75	0.00	8,296.25	44.69 %
Financial System Upgrade	97,493	82,493	0.00	0.00	82,493.00	0.00 %
Department Total	127,221	127,221	11,223.75	0.00	115,997.25	8.82 %
49990 - Public Safety Projects						
EMS Equipment/Other EMS Projects	9,380	9,380	9,380.00	0.00	0.00	100.00 %
Emergency Management Projects	13,089	13,089	9,234.32	0.00	3,854.68	70.55 %
Courthouse Security Project	0	456	455.78	0.00	0.22	99.95 %
HVAC Capital Equipment	219,485	143,552	143,551.71	0.00	0.29	100.00 %
Department Total	241,954	166,477	162,621.81	0.00	3,855.19	97.68 %
69990 - Health and Human Services Projects						
Project - GIS	20,000	20,000	0.00	9,783.77	10,216.23	48.92 %
Nuisance Abatement Project	13,000	13,000	0.00	0.00	13,000.00	0.00 %
Department Total	33,000	33,000	0.00	9,783.77	23,216.23	29.65 %
93000 - Transfers Out /General Fund, Projects						
Transfer to Road and Bridge Fund	0	24,750	24,750.00	0.00	0.00	100.00 %
Department Total	0	24,750	24,750.00	0.00	0.00	100.00 %
105 - General Projects Fund Total	1,794,684	1,794,684	650,770.07	9,783.77	1,134,130.16	36.81 %



Walker County Expenditures vs Budget Report

As of the Month Ended August 31, 2017 Posted
as of October 3, 2017

Page 8 of 20

10/4/2017

3:06 PM

For The Fiscal Year Ending September 30,2017

Account	OriginalBudget	RevisedBudget	Actual	Encumbrances	Remaining	Pct
185 - Healthy County Initiative Fund						
15110 - Healthy County Initiative						
Operations	3,000	3,000	1,135.95	142.48	1,721.57	42.61 %
Department Total	3,000	3,000	1,135.95	142.48	1,721.57	42.61 %
185 - Healthy County Initiative Fund Total	3,000	3,000	1,135.95	142.48	1,721.57	42.61 %
192 - Debt Service Fund						
92000 - Debt Service						
Principal - 2012 Series Certificate of Obligation	845,000	845,000	845,000.00	0.00	0.00	100.00 %
Interest - 2012 Series Certificate of Obligation	527,768	527,768	527,767.54	0.00	0.46	100.00 %
Department Total	1,372,768	1,372,768	1,372,767.54	0.00	0.46	100.00 %
192 - Debt Service Fund Total	1,372,768	1,372,768	1,372,767.54	0.00	0.46	100.00 %
220 - Road and Bridge Fund						
19200 - Contingency						
Contingency	1,000,000	0	0.00	0.00	0.00	0.00 %
Department Total	1,000,000	0	0.00	0.00	0.00	0.00 %
82200 - Road and Bridge General						
Operations	70,000	257,025	84,768.78	50,104.41	122,151.81	52.47 %
Department Total	70,000	257,025	84,768.78	50,104.41	122,151.81	52.47 %
82210 - Road and Bridge Precinct 1						
Salaries/Other Pay/Benefits	581,692	581,692	508,353.13	0.00	73,338.87	87.39 %
Operations	600,315	1,092,145	667,781.35	119,390.49	304,973.16	72.08 %
Capital	0	49,950	49,950.00	0.00	0.00	100.00 %
Department Total	1,182,007	1,723,787	1,226,084.48	119,390.49	378,312.03	78.05 %
82220 - Road and Bridge Precinct 2						
Salaries/Other Pay/Benefits	643,904	643,904	566,860.81	0.00	77,043.19	88.03 %
Operations	614,211	1,232,136	813,876.26	178,411.92	239,847.82	80.53 %
Department Total	1,258,115	1,876,040	1,380,737.07	178,411.92	316,891.01	83.11 %
82221 - RB Precinct 2 - Grant						
Operations	0	0	(641.85)	0.00	641.85	0.00 %
Department Total	0	0	(641.85)	0.00	641.85	0.00 %
82230 - Road and Bridge Precinct 3						
Salaries/Other Pay/Benefits	726,489	726,489	600,569.59	0.00	125,919.41	82.67 %



Walker County Expenditures vs Budget Report

Page 9 of 20

As of the Month Ended August 31, 2017 Posted
as of October 3, 2017

10/4/2017

3:06 PM

For The Fiscal Year Ending September 30,2017

Account	OriginalBudget	RevisedBudget	Actual	Encumbrances	Remaining	Pct
220 - Road and Bridge Fund						
82230 - Road and Bridge Precinct 3						
Operations	576,439	2,225,909	828,454.08	159,639.21	1,237,815.71	44.39 %
Capital	0	67,271	66,070.03	0.00	1,200.97	98.21 %
Department Total	1,302,928	3,019,669	1,495,093.70	159,639.21	1,364,936.09	54.80 %
82240 - Road and Bridge Precinct 4						
Salaries/Other Pay/Benefits	633,670	651,670	591,226.18	0.00	60,443.82	90.72 %
Operations	670,126	2,315,947	1,603,708.26	290,996.42	421,242.32	81.81 %
Capital	0	55,000	55,000.00	0.00	0.00	100.00 %
Department Total	1,303,796	3,022,617	2,249,934.44	290,996.42	481,686.14	84.06 %
82241 - RB Precinct 4 - Grant						
Operations	0	0	4,571.50	0.00	(4,571.50)	0.00 %
Department Total	0	0	4,571.50	0.00	(4,571.50)	0.00 %
82260 - Road and Bridge Capital Projects Weigh Station Revenues						
Operations	0	59,800	0.00	0.00	59,800.00	0.00 %
Capital	0	59,720	0.00	0.00	59,720.00	0.00 %
Department Total	0	119,520	0.00	0.00	119,520.00	0.00 %
93010 - Transfers Out from Road and Bridge Fund						
Transfers to Other Funds	20,000	20,000	20,000.00	0.00	0.00	100.00 %
Department Total	20,000	20,000	20,000.00	0.00	0.00	100.00 %
220 - Road and Bridge Fund Total	6,136,846	10,038,658	6,460,548.12	798,542.45	2,779,567.43	72.31 %
301 - Walker County EMS Fund						
46100 - Walker County EMS - Emergency Services						
Salaries/Other Pay/Benefits	2,449,190	2,449,190	2,224,238.67	0.00	224,951.33	90.82 %
Operations	473,522	492,628	414,448.44	19,412.86	58,766.70	88.07 %
Capital	142,132	164,289	92,089.75	0.00	72,199.25	56.05 %
Department Total	3,064,844	3,106,107	2,730,776.86	19,412.86	355,917.28	88.54 %
46110 - Walker County EMS - Transfer Services						
Salaries/Other Pay/Benefits	452,762	452,762	342,648.88	0.00	110,113.12	75.68 %
Operations	29,200	29,200	10,352.97	17,210.18	1,636.85	94.39 %
Department Total	481,962	481,962	353,001.85	17,210.18	111,749.97	76.81 %
301 - Walker County EMS Fund Total	3,546,806	3,588,069	3,083,778.71	36,623.04	467,667.25	86.97 %

Walker County Expenditures vs Budget Report

As of the Month Ended August 31, 2017 Posted
as of October 3, 2017

For The Fiscal Year Ending September 30,2017

Account	OriginalBudget	RevisedBudget	Actual	Encumbrances	Remaining	Pct
460 - Affordable Housing Initiatives						
62040 - Affordable Housing Initiatives						
Operations	0	50,000	0.00	0.00	50,000.00	0.00 %
Department Total	0	50,000	0.00	0.00	50,000.00	0.00 %
460 - Affordable Housing Initiatives Total	0	50,000	0.00	0.00	50,000.00	0.00 %
473 - AutoTheft Task Force						
42080 - AutoTheft Task Force						
Salaries/Other Pay/Benefits	0	0	66,345.59	0.00	(66,345.59)	0.00 %
Department Total	0	0	66,345.59	0.00	(66,345.59)	0.00 %
473 - AutoTheft Task Force Total	0	0	66,345.59	0.00	(66,345.59)	0.00 %
474 - District Attorney Victim Assistance Coord						
32091 - District Attorney Victim Assistance Coord						
Salaries/Other Pay/Benefits	98,849	98,849	55,044.29	0.00	43,804.71	55.69 %
Operations	6,780	6,780	1,278.48	0.00	5,501.52	18.86 %
Department Total	105,629	105,629	56,322.77	0.00	49,306.23	53.32 %
474 - District Attorney Victim Assistance Coord Total	105,629	105,629	56,322.77	0.00	49,306.23	53.32 %
475 - District Attorney Prosecutor Grant						
32092 - District Attorney Prosecutor Grant						
Salaries/Other Pay/Benefits	87,088	87,088	55,072.13	0.00	32,015.87	63.24 %
Department Total	87,088	87,088	55,072.13	0.00	32,015.87	63.24 %
475 - District Attorney Prosecutor Grant Total	87,088	87,088	55,072.13	0.00	32,015.87	63.24 %
481 - Grant-Jag						
48853 - JAG Grant - 2016						
Operations	903	903	865.87	0.00	37.13	95.89 %
Department Total	903	903	865.87	0.00	37.13	95.89 %
481 - Grant-Jag Total	903	903	865.87	0.00	37.13	95.89 %

Walker County Expenditures vs Budget Report

As of the Month Ended August 31, 2017 Posted
as of October 3, 2017

For The Fiscal Year Ending September 30,2017

Account	OriginalBudget	RevisedBudget	Actual	Encumbrances	Remaining	Pct
484 - Grants-Other Fund						
70050 - DSHS AgriLife Grant						
Salaries/Other Pay/Benefits	21,218	18,988	18,805.40	0.00	182.60	99.04 %
Operations	50,266	52,496	50,907.97	0.00	1,588.03	96.97 %
Department Total	71,484	71,484	69,713.37	0.00	1,770.63	97.52 %
484 - Grants-Other Fund Total	71,484	71,484	69,713.37	0.00	1,770.63	97.52 %
485 - Grants - Homeland Security Fund						
48817 - Homeland Security Grant 2016						
Operations	58,200	9,060	9,060.00	0.00	0.00	100.00 %
Capital	0	49,140	49,140.00	0.00	0.00	100.00 %
Department Total	58,200	58,200	58,200.00	0.00	0.00	100.00 %
485 - Grants - Homeland Security Fund Total	58,200	58,200	58,200.00	0.00	0.00	100.00 %
489 - CDBG Grant - Fire Protection						
48910 - CDBG Grant - Fire Protection						
Capital	96,057	96,057	95,649.00	0.00	408.00	99.58 %
Department Total	96,057	96,057	95,649.00	0.00	408.00	99.58 %
489 - CDBG Grant - Fire Protection Total	96,057	96,057	95,649.00	0.00	408.00	99.58 %
511 - County Records Management and Preservation Fund						
15080 - County Records Preservation						
Operations	28,070	28,070	23,457.20	0.00	4,612.80	83.57 %
Department Total	28,070	28,070	23,457.20	0.00	4,612.80	83.57 %
511 - County Records Management and Preservation Fund Total	28,070	28,070	23,457.20	0.00	4,612.80	83.57 %
512 - County Records Preservation II Fund						
15090 - County Records II Digitize						
Salaries/Other Pay/Benefits	34,435	34,435	10,753.51	0.00	23,681.49	31.23 %



Walker County Expenditures vs Budget Report

As of the Month Ended August 31, 2017 Posted
as of October 3, 2017

Page 12 of 20

10/4/2017
3:06 PM

For The Fiscal Year Ending September 30,2017

Account	OriginalBudget	RevisedBudget	Actual	Encumbrances	Remaining	Pct
512 - County Records Preservation II Fund						
15090 - County Records II Digitize						
Operations	1,388	1,388	0.00	0.00	1,388.00	0.00 %
Department Total	35,823	35,823	10,753.51	0.00	25,069.49	30.02 %
512 - County Records Preservation II Fund Total	35,823	35,823	10,753.51	0.00	25,069.49	30.02 %
515 - County Clerk Records Management and Preservation Fund						
15060 - County Clerk Records Preservation						
Salaries/Other Pay/Benefits	18,466	18,466	16,643.08	0.00	1,822.92	90.13 %
Operations	2,500	2,500	2,145.00	0.00	355.00	85.80 %
Department Total	20,966	20,966	18,788.08	0.00	2,177.92	89.61 %
515 - County Clerk Records Management and Preservation Fund Total	20,966	20,966	18,788.08	0.00	2,177.92	89.61 %
516 - County Clerk Records Archive Fund						
15070 - County Clerk Archive						
Contingency	200,000	200,000	0.00	0.00	200,000.00	0.00 %
Department Total	200,000	200,000	0.00	0.00	200,000.00	0.00 %
516 - County Clerk Records Archive Fund Total	200,000	200,000	0.00	0.00	200,000.00	0.00 %
518 - District Clerk Records Management and Preservation Fund						
31020 - District Clerk Records Preservation						
Operations	2,400	3,100	2,996.33	0.00	103.67	96.66 %
Contingency	940	240	0.00	0.00	240.00	0.00 %
Department Total	3,340	3,340	2,996.33	0.00	343.67	89.71 %
518 - District Clerk Records Management and Preservation Fund Total	3,340	3,340	2,996.33	0.00	343.67	89.71 %



Walker County Expenditures vs Budget Report

As of the Month Ended August 31, 2017 Posted
as of October 3, 2017

Page 13 of 20

10/4/2017
3:06 PM

For The Fiscal Year Ending September 30,2017

Account	OriginalBudget	RevisedBudget	Actual	Encumbrances	Remaining	Pct
519 - District Clerk Rider Fund						
31030 - District Clerk Rider for Prosecution						
Salaries/Other Pay/Benefits	4,828	4,828	4,267.45	0.00	560.55	88.39 %
Operations	9,532	9,532	2,507.44	0.00	7,024.56	26.31 %
Department Total	14,360	14,360	6,774.89	0.00	7,585.11	47.18 %
519 - District Clerk Rider Fund Total	14,360	14,360	6,774.89	0.00	7,585.11	47.18 %
520 - District Clerk Archive Fund						
31040 - District Clerk Archive						
Operations	2,594	2,594	0.00	0.00	2,594.00	0.00 %
Department Total	2,594	2,594	0.00	0.00	2,594.00	0.00 %
520 - District Clerk Archive Fund Total	2,594	2,594	0.00	0.00	2,594.00	0.00 %
523 - County Jury Fee Fund						
34040 - County Jury						
Operations	5,633	5,633	3,975.00	0.00	1,658.00	70.57 %
Department Total	5,633	5,633	3,975.00	0.00	1,658.00	70.57 %
523 - County Jury Fee Fund Total	5,633	5,633	3,975.00	0.00	1,658.00	70.57 %
525 - Court Reporter Service Fund						
34020 - Court Reporter Fees						
Operations	14,000	14,000	10,509.75	0.00	3,490.25	75.07 %
Department Total	14,000	14,000	10,509.75	0.00	3,490.25	75.07 %
525 - Court Reporter Service Fund Total	14,000	14,000	10,509.75	0.00	3,490.25	75.07 %
526 - County Law Library Fund						
34030 - Law Library						
Salaries/Other Pay/Benefits	9,414	9,414	7,166.14	0.00	2,247.86	76.12 %
Operations	37,579	37,579	36,027.58	0.00	1,551.42	95.87 %
Contingency	14,000	14,000	0.00	0.00	14,000.00	0.00 %
Department Total	60,993	60,993	43,193.72	0.00	17,799.28	70.82 %
526 - County Law Library Fund Total	60,993	60,993	43,193.72	0.00	17,799.28	70.82 %

Walker County Expenditures vs Budget Report

As of the Month Ended August 31, 2017 Posted
as of October 3, 2017

For The Fiscal Year Ending September 30,2017

Account	OriginalBudget	RevisedBudget	Actual	Encumbrances	Remaining	Pct
536 - Courthouse Security Fund						
43020 - Courthouse Security Fund-Fund 536						
Salaries/Other Pay/Benefits	65,449	65,449	53,401.00	0.00	12,048.00	81.59 %
Department Total	65,449	65,449	53,401.00	0.00	12,048.00	81.59 %
536 - Courthouse Security Fund Total	65,449	65,449	53,401.00	0.00	12,048.00	81.59 %
537 - Justice Courts Building Security Fund						
43030 - Justice Courts Building Security						
Operations	10,000	10,000	17.49	52.47	9,930.04	0.70 %
Department Total	10,000	10,000	17.49	52.47	9,930.04	0.70 %
537 - Justice Courts Building Security Fund Total	10,000	10,000	17.49	52.47	9,930.04	0.70 %
550 - Justice Courts Technology Fund						
34010 - Justice Court Technology						
Operations	22,200	22,200	1,851.08	2.66	20,346.26	8.35 %
Contingency	2,800	2,800	0.00	0.00	2,800.00	0.00 %
Department Total	25,000	25,000	1,851.08	2.66	23,146.26	7.41 %
550 - Justice Courts Technology Fund Total	25,000	25,000	1,851.08	2.66	23,146.26	7.41 %
551 - County and District Courts Technology Fund						
34060 - County and District Courts Technology						
Operations	8,276	8,276	1,424.31	0.00	6,851.69	17.21 %
Department Total	8,276	8,276	1,424.31	0.00	6,851.69	17.21 %
551 - County and District Courts Technology Fund Total	8,276	8,276	1,424.31	0.00	6,851.69	17.21 %
560 - District Attorney Prosecutors Supplement Fund						
32040 - District Attorney Supplement						
Operations	22,500	22,500	16,005.18	4,559.62	1,935.20	91.40 %
Department Total	22,500	22,500	16,005.18	4,559.62	1,935.20	91.40 %
560 - District Attorney Prosecutors Supplement Fund Total	22,500	22,500	16,005.18	4,559.62	1,935.20	91.40 %

Walker County Expenditures vs Budget Report

As of the Month Ended August 31, 2017 Posted
as of October 3, 2017

For The Fiscal Year Ending September 30,2017

Account	OriginalBudget	RevisedBudget	Actual	Encumbrances	Remaining	Pct
561 - Pretrial Intervention Program Fund						
34050 - Pretrial Invention						
Salaries/Other Pay/Benefits	44,421	44,421	37,413.45	0.00	7,007.55	84.22 %
Department Total	44,421	44,421	37,413.45	0.00	7,007.55	84.22 %
561 - Pretrial Intervention Program Fund Total	44,421	44,421	37,413.45	0.00	7,007.55	84.22 %
562 - District Attorney Forfeiture Fund						
32020 - District Attorney Forfeiture						
Operations	0	13,608	18,071.22	0.00	(4,463.22)	132.80 %
Capital	0	7,900	7,871.00	0.00	29.00	99.63 %
Contingency	60,000	38,492	0.00	0.00	38,492.00	0.00 %
Department Total	60,000	60,000	25,942.22	0.00	34,057.78	43.24 %
562 - District Attorney Forfeiture Fund Total	60,000	60,000	25,942.22	0.00	34,057.78	43.24 %
563 - District Attorney Hot Check Fee Fund						
32030 - District Attorney Hot Check Fees						
Salaries/Other Pay/Benefits	3,042	3,042	2,787.84	0.00	254.16	91.64 %
Operations	3,958	3,958	2,292.20	390.14	1,275.66	67.77 %
Department Total	7,000	7,000	5,080.04	390.14	1,529.82	78.15 %
563 - District Attorney Hot Check Fee Fund Total	7,000	7,000	5,080.04	390.14	1,529.82	78.15 %
574 - Sheriff Forfeiture Fund						
41020 - Sheriff Forfeiture						
Operations	0	68,935	67,735.81	389.00	810.19	98.82 %
Contingency	40,000	30,234	0.00	0.00	30,234.00	0.00 %
Department Total	40,000	99,169	67,735.81	389.00	31,044.19	68.70 %
574 - Sheriff Forfeiture Fund Total	40,000	99,169	67,735.81	389.00	31,044.19	68.70 %

Walker County Expenditures vs Budget Report

As of the Month Ended August 31, 2017 Posted
as of October 3, 2017

For The Fiscal Year Ending September 30,2017

Account	OriginalBudget	RevisedBudget	Actual	Encumbrances	Remaining	Pct
576 - Sheriff Inmate Medical Fund						
50030 - Sheriff Inmate Medical						
Operations	10,000	10,000	0.00	0.00	10,000.00	0.00 %
Department Total	10,000	10,000	0.00	0.00	10,000.00	0.00 %
576 - Sheriff Inmate Medical Fund Total	10,000	10,000	0.00	0.00	10,000.00	0.00 %
577 - DOJ Equitable Sharing Fund						
42570 - DOJ Equitable Sharing						
Contingency	104,407	104,407	0.00	0.00	104,407.00	0.00 %
Department Total	104,407	104,407	0.00	0.00	104,407.00	0.00 %
577 - DOJ Equitable Sharing Fund Total	104,407	104,407	0.00	0.00	104,407.00	0.00 %
583 - Elections Equipment Fund						
16030 - Elections Equipment						
Operations	19,539	20,120	20,119.83	0.00	0.17	100.00 %
Department Total	19,539	20,120	20,119.83	0.00	0.17	100.00 %
583 - Elections Equipment Fund Total	19,539	20,120	20,119.83	0.00	0.17	100.00 %
584 - Tax Assessor Elections Service Contract Fund						
16040 - Elections Services/Contracts						
Salaries/Other Pay/Benefits	3,938	3,938	0.00	0.00	3,938.00	0.00 %
Operations	0	2,227	2,226.04	0.00	0.96	99.96 %
Department Total	3,938	6,165	2,226.04	0.00	3,938.96	36.11 %
584 - Tax Assessor Elections Service Contract Fund Total	3,938	6,165	2,226.04	0.00	3,938.96	36.11 %
601 - Special Prosecution/Civil/Juvenile Fund						
35020 - SPU Criminal						
Salaries/Other Pay/Benefits	1,520,542	1,549,142	1,349,159.13	0.00	199,982.87	87.09 %
Department Total	1,520,542	1,549,142	1,349,159.13	0.00	199,982.87	87.09 %
35030 - SPU - State General Allocation						
Salaries/Other Pay/Benefits	110,019	115,039	96,140.25	0.00	18,898.75	83.57 %
Operations	213,415	280,493	212,868.47	1,647.40	65,977.13	76.48 %
Capital	0	146,873	146,873.00	0.00	0.00	100.00 %



Walker County Expenditures vs Budget Report

**As of the Month Ended August 31, 2017 Posted
as of October 3, 2017**

Page 17 of 20

10/4/2017
3:06 PM

For The Fiscal Year Ending September 30,2017

Account	OriginalBudget	RevisedBudget	Actual	Encumbrances	Remaining	Pct
601 - Special Prosecution/Civil/Juvenile Fund						
Department Total	323,434	542,405	455,881.72	1,647.40	84,875.88	84.35 %
35040 - SPU Civil Division						
Salaries/Other Pay/Benefits	1,501,274	1,508,704	1,344,275.86	0.00	164,428.14	89.10 %
Operations	1,012,179	1,500,556	991,683.44	26,897.25	481,975.31	67.88 %
Department Total	2,513,453	3,009,260	2,335,959.30	26,897.25	646,403.45	78.52 %
35050 - SPU Juvenile Division						
Salaries/Other Pay/Benefits	652,058	655,138	589,648.75	0.00	65,489.25	90.00 %
Operations	186,379	300,281	139,102.75	241.70	160,936.55	46.40 %
Department Total	838,437	955,419	728,751.50	241.70	226,425.80	76.30 %
601 - Special Prosecution/Civil/Juvenile Fund Total	5,195,866	6,056,226	4,869,751.65	28,786.35	1,157,688.00	80.88 %
615 - Adult Probation-Basic Services Fund						
50130 - Adult Basic Supervision						
Salaries/Other Pay/Benefits	1,247,893	1,266,284	1,082,294.24	0.00	183,989.76	85.47 %
Operations	149,842	180,528	119,974.14	4,019.33	56,534.53	68.68 %
Capital	39,810	61,237	0.00	0.00	61,237.00	0.00 %
Transfers to Other Funds	0	0	3,581.00	0.00	(3,581.00)	0.00 %
Department Total	1,437,545	1,508,049	1,205,849.38	4,019.33	298,180.29	80.23 %
615 - Adult Probation-Basic Services Fund Total	1,437,545	1,508,049	1,205,849.38	4,019.33	298,180.29	80.23 %
616 - Adult Probation-Court Services Fund						
50150 - Adult Court Services						
Salaries/Other Pay/Benefits	185,668	177,540	162,726.75	0.00	14,813.25	91.66 %
Operations	19,435	19,596	19,247.11	0.00	348.89	98.22 %
Department Total	205,103	197,136	181,973.86	0.00	15,162.14	92.31 %
616 - Adult Probation-Court Services Fund Total	205,103	197,136	181,973.86	0.00	15,162.14	92.31 %
617 - Adult Probation-Substance Abuse Services Fund						
50170 - Adult Substance Abuse Services						
Salaries/Other Pay/Benefits	100,834	76,372	68,236.17	0.00	8,135.83	89.35 %
Operations	15,418	36,229	32,441.81	781.14	3,006.05	91.70 %



Walker County Expenditures vs Budget Report

As of the Month Ended August 31, 2017 Posted
as of October 3, 2017

Page 18 of 20

10/4/2017
3:06 PM

For The Fiscal Year Ending September 30,2017

Account	OriginalBudget	RevisedBudget	Actual	Encumbrances	Remaining	Pct
617 - Adult Probation-Substance Abuse Services Fund						
Department Total	116,252	112,601	100,677.98	781.14	11,141.88	90.10 %
617 - Adult Probation-Substance Abuse Services Fund Total	116,252	112,601	100,677.98	781.14	11,141.88	90.10 %
640 - Juvenile Grant Fund Title IVE						
36030 - Juvenile Title IV-E						
Salaries/Other Pay/Benefits	3,604	3,604	0.00	0.00	3,604.00	0.00 %
Operations	96,971	96,971	1,471.24	113.96	95,385.80	1.63 %
Department Total	100,575	100,575	1,471.24	113.96	98,989.80	1.58 %
640 - Juvenile Grant Fund Title IVE Total	100,575	100,575	1,471.24	113.96	98,989.80	1.58 %
641 - Juvenile Grant-State Aid Fund						
36040 - Juvenile State/Grant Aid						
Salaries/Other Pay/Benefits	213,239	213,239	192,741.28	0.00	20,497.72	90.39 %
Department Total	213,239	213,239	192,741.28	0.00	20,497.72	90.39 %
641 - Juvenile Grant-State Aid Fund Total	213,239	213,239	192,741.28	0.00	20,497.72	90.39 %
643 - Juvenile Grant-Commitment Reduction Fund						
36050 - Juvenile Commitment Reduction						
Operations	43,907	43,907	39,057.80	0.00	4,849.20	88.96 %
Department Total	43,907	43,907	39,057.80	0.00	4,849.20	88.96 %
643 - Juvenile Grant-Commitment Reduction Fund Total	43,907	43,907	39,057.80	0.00	4,849.20	88.96 %
644 - Juvenile Grant-Medical Services Fund						
36060 - Juvenile Grant Medical Services						
Salaries/Other Pay/Benefits	32,526	32,526	29,551.29	0.00	2,974.71	90.85 %
Operations	1,452	1,452	1,202.00	0.00	250.00	82.78 %
Department Total	33,978	33,978	30,753.29	0.00	3,224.71	90.51 %
644 - Juvenile Grant-Medical Services Fund Total	33,978	33,978	30,753.29	0.00	3,224.71	90.51 %



Walker County Expenditures vs Budget Report

As of the Month Ended August 31, 2017 Posted
as of October 3, 2017

Page 19 of 20

10/4/2017
3:06 PM

For The Fiscal Year Ending September 30,2017

Account	OriginalBudget	RevisedBudget	Actual	Encumbrances	Remaining	Pct
645 - Juvenile HGAC Services Grant						
36070 - Juvenile HGAC Services Grant						
Operations	0	11,900	11,850.00	0.00	50.00	99.58 %
Department Total	0	11,900	11,850.00	0.00	50.00	99.58 %
645 - Juvenile HGAC Services Grant Total	0	11,900	11,850.00	0.00	50.00	99.58 %
646 - Juvenile Grant-PrePost Adjudication						
36080 - Juvenile Grant PrePost Adjudication						
Operations	16,329	16,329	16,329.00	0.00	0.00	100.00 %
Department Total	16,329	16,329	16,329.00	0.00	0.00	100.00 %
646 - Juvenile Grant-PrePost Adjudication Total	16,329	16,329	16,329.00	0.00	0.00	100.00 %
647 - Juvenile Grant-Community Programs						
36090 - Juvenile Grant Community Programs						
Salaries/Other Pay/Benefits	88,849	88,849	80,980.08	0.00	7,868.92	91.14 %
Operations	6,562	6,562	6,100.00	0.00	462.00	92.96 %
Department Total	95,411	95,411	87,080.08	0.00	8,330.92	91.27 %
647 - Juvenile Grant-Community Programs Total	95,411	95,411	87,080.08	0.00	8,330.92	91.27 %
648 - Juvenile Regionalization Money						
36091 - Juvenile Regionalization Money						
Operations	3,219	3,219	0.00	0.00	3,219.00	0.00 %
Department Total	3,219	3,219	0.00	0.00	3,219.00	0.00 %
648 - Juvenile Regionalization Money Total	3,219	3,219	0.00	0.00	3,219.00	0.00 %
801 - Sheriff Commissary Fund						
50040 - Sheriff Commissary Operations						
Salaries/Other Pay/Benefits	0	0	2,138.06	0.00	(2,138.06)	0.00 %
Operations	0	0	26,395.58	4,068.49	(30,464.07)	0.00 %

For The Fiscal Year Ending September 30,2017

Account	OriginalBudget	RevisedBudget	Actual	Encumbrances	Remaining	Pct
Department Total	0	0	28,533.64	4,068.49	(32,602.13)	0.00 %
801 - Sheriff Commissary Fund Total	0	0	28,533.64	4,068.49	(32,602.13)	0.00 %

802 - Walker County Public Safety Communications Center

46500 - Walker County Central Dispatch Services

Salaries/Other Pay/Benefits	947,304	947,304	761,532.91	0.00	185,771.09	80.39 %
Operations	238,323	252,923	174,005.78	1,287.44	77,629.78	69.31 %
Capital	0	31,622	0.00	31,622.00	0.00	100.00 %
Contingency	145,792	99,570	0.00	0.00	99,570.00	0.00 %
Department Total	1,331,419	1,331,419	935,538.69	32,909.44	362,970.87	72.74 %
802 - Walker County Public Safety Communications Center Total	1,331,419	1,331,419	935,538.69	32,909.44	362,970.87	72.74 %

Report Totals	44,965,139	50,323,207	38,641,669.77	1,037,573.61	10,643,963.62	78.85 %
----------------------	-------------------	-------------------	----------------------	---------------------	----------------------	----------------



Walker County Budget vs Actual Report
Posted As of October 3, 2017
Year to Date for the Fiscal Year Ending September 30, 2017

Page 1 of 2

10/4/2017 9:51:34 AM

Account		Original Budget	Revised Budget	Actual	Encumbrance	Remaining	Pct
105 - General Projects Fund - 19990 - General Government Projects							
Projects							
105.79108.19990	PC Equipment Project	43,624	43,624	15,394.79	0.00	28,229.21	35.29 %
105.79110.19990	Projects - IT	0	34,172	16,172.00	0.00	18,000.00	47.33 %
105.79503.19990	County Facilities Projects	449,192	449,192	362,068.71	0.00	87,123.29	80.60 %
105.79506.19990	Annex Water Damage Roof	0	96,152	57,691.20	38,460.80	0.00	100.00 %
105.79507.19990	Annex Water DamageInterior	0	68,765	13,719.37	0.00	55,045.63	19.95 %
105.79990.19990	Project Contingency	739,870	799,175	0.00	0.00	799,175.00	0.00 %
105.80103.19990	Project-Copier Replacement	83,122	83,122	0.00	0.00	83,122.00	0.00 %
105.80420.19990	HVAC Capital Equipment	76,701	76,701	76,701.00	0.00	0.00	100.00 %
Projects Total		1,392,509	1,650,903	541,747.07	38,460.80	1,070,695.13	35.14 %
Expense Total		1,392,509	1,650,903	541,747.07	38,460.80	1,070,695.13	35.14 %
105 - General Projects Fund - 29990 - Financial Projects							
Projects							
105.79201.29990	Software Improvement Project	29,728	29,728	1,250.00	0.00	28,478.00	4.20 %
105.79202.29990	Financial System Upgrade	0	15,000	6,703.75	0.00	8,296.25	44.69 %
105.79508.29990	County Auditor Projects	0	3,322	0.00	0.00	3,322.00	0.00 %
105.80220.29990	Financial System Upgrade	97,493	82,493	0.00	0.00	82,493.00	0.00 %
Projects Total		127,221	130,543	7,953.75	0.00	122,589.25	6.09 %
Expense Total		127,221	130,543	7,953.75	0.00	122,589.25	6.09 %
Expense Total		0	0	0.00	0.00	0.00	
105 - General Projects Fund - 49990 - Public Safety Projects							
Projects							
105.79020.49990	Volunteer Fire Departments Special Purchases/GrantMatch	0	12,000	0.00	0.00	12,000.00	0.00 %
105.79510.49990	Weigh Station Project	0	11,400	0.00	0.00	11,400.00	0.00 %
105.79910.49990	EMS Equipment/Other EMS Projects	9,380	9,380	9,380.00	0.00	0.00	100.00 %
105.79911.49990	Emergency Management Projects	13,089	14,824	7,984.32	0.00	6,839.68	53.86 %
105.79913.49990	Courthouse Security Project	0	456	455.78	0.00	0.22	99.95 %
105.80420.49990	HVAC Capital Equipment	219,485	143,552	143,551.71	0.00	0.29	100.00 %
Projects Total		241,954	191,612	161,371.81	0.00	30,240.19	84.22 %
Expense Total		241,954	191,612	161,371.81	0.00	30,240.19	84.22 %
105 - General Projects Fund - 69990 - Health and Human Services Projects							
Projects							



Walker County Budget vs Actual Report
Posted As of October3, 2017
Year to Date for the Fiscal Year Ending September 30, 2017

Page 2 of 2

10/4/2017 9:51:34 AM

Account		Original Budget	Revised Budget	Actual	Encumbrance	Remaining	Pct
105.79120.69990	Project - GIS	20,000	20,000	0.00	9,783.77	10,216.23	48.92 %
105.79602.69990	Nuisance Abatement Project	13,000	13,000	0.00	0.00	13,000.00	0.00 %
	Projects Total	33,000	33,000	0.00	9,783.77	23,216.23	29.65 %
	Expense Total	33,000	33,000	0.00	9,783.77	23,216.23	29.65 %
	Expense Total	0	0	0.00	0.00	0.00	
	Fund Totals	1,794,684	2,006,058	711,072.63	48,244.57	1,246,740.80	37.85 %
	Total All Funds	1,794,684	2,006,058	711,072.63	48,244.57	1,246,740.80	37.85 %

Final

\$20,000,000

Walker County, Texas

Certificates of Obligation

Series 2012

Sources & Uses

Dated 06/01/ 2012

Delivered 06/21/2012

Sources of Funds

Par Amount of Bonds	\$20,000,000.00
Reoffering Premium	130,840.40
Accrued Interest from 06/01/2012 to 06/21/2012	32,798.19
Total Sources	\$20,163,638.59

Uses Of Funds

Deposit to Project Fund	\$19,818,693.66
Costs of Issuance	109,000.00
Total Underwriter's Discount (0.521%)	104,136.25
Gross Bond Insurance Premium (36.0 bp)	99,010.49
Deposit to Debt Service Fund	32,798.19
Total Uses	\$20,163,638.59

Final

\$20,000,000

Walker County, Texas

Certificates of Obligation

Series 2012

Debt Service Schedule

Part 1 of 2

Date	Principal	Coupon	Interest	Total P+I	Fiscal Total
06/21/2012	-	-	-	-	-
02/01/2013	-	-	393,578.33	393,578.33	-
08/01/2013	685,000.00	2.000%	295,183.75	980,183.75	-
09/30/2013	-	-	-	-	1,373,762.08
02/01/2014	-	-	288,333.75	288,333.75	-
08/01/2014	800,000.00	2.000%	238,333.75	1,088,333.75	-
09/30/2014	-	-	-	-	1,376,667.50
02/01/2015	-	-	280,333.75	280,333.75	-
08/01/2015	815,000.00	2.000%	280,333.75	1,095,333.75	-
09/30/2015	-	-	-	-	1,375,667.50
02/01/2016	-	-	272,183.75	272,183.75	-
08/01/2016	830,000.00	2.000%	272,183.75	1,102,183.75	-
09/30/2016	-	-	-	-	1,374,367.50
02/01/2017	-	-	263,883.75	263,883.75	-
08/01/2017	845,000.00	2.000%	263,883.75	1,108,883.75	-
09/30/2017	-	-	-	-	1,372,767.50
02/01/2018	-	-	255,433.75	255,433.75	-
08/01/2018	865,000.00	2.000%	255,433.75	1,120,433.75	-
09/30/2018	-	-	-	-	1,375,867.50
02/01/2019	-	-	246,783.75	246,783.75	-
08/01/2019	880,000.00	3.000%	246,783.75	1,126,783.75	-
09/30/2019	-	-	-	-	1,373,567.50
02/01/2020	-	-	233,583.75	233,583.75	-
08/01/2020	910,000.00	3.000%	233,583.75	1,143,583.75	-
09/30/2020	-	-	-	-	1,377,167.50
02/01/2021	-	-	219,933.75	219,933.75	-
08/01/2021	935,000.00	3.000%	219,933.75	1,154,933.75	-
09/30/2021	-	-	-	-	1,374,867.50
02/01/2022	-	-	205,908.75	205,908.75	-
08/01/2022	965,000.00	3.000%	205,908.75	1,170,908.75	-
09/30/2022	-	-	-	-	1,376,817.50
02/01/2023	-	-	191,433.75	191,433.75	-
08/01/2023	990,000.00	3.000%	191,433.75	1,181,433.75	-
09/30/2023	-	-	-	-	1,372,867.50
02/01/2024	-	-	176,583.75	176,583.75	-
08/01/2024	1,020,000.00	3.000%	176,583.75	1,196,583.75	-
09/30/2024	-	-	-	-	1,373,167.50
02/01/2025	-	-	161,283.75	161,283.75	-
08/01/2025	1,055,000.00	3.125%	161,283.75	1,216,283.75	-
09/30/2025	-	-	-	-	1,377,567.50
02/01/2026	-	-	144,799.38	144,799.38	-
08/01/2026	1,085,000.00	3.125%	144,799.38	1,229,799.38	-
09/30/2026	-	-	-	-	1,374,598.76
02/01/2027	-	-	127,846.25	127,846.25	-
08/01/2027	1,120,000.00	3.250%	127,846.25	1,247,846.25	-

Final

\$20,000,000

Walker County, Texas

Certificates of Obligation

Series 2012

Debt Service Schedule

Part 2 of 2

Date	Principal	Coupon	Interest	Total P+I	Fiscal Total
09/30/2027	-	-	-	-	1,375,692.50
02/01/2028	-	-	109,646.25	109,646.25	-
08/01/2028	1,155,000.00	3.375%	109,646.25	1,264,646.25	-
09/30/2028	-	-	-	-	1,374,292.50
02/01/2029	-	-	90,155.63	90,155.63	-
08/01/2029	1,195,000.00	3.375%	90,155.63	1,285,155.63	-
09/30/2029	-	-	-	-	1,375,311.26
02/01/2030	-	-	69,990.00	69,990.00	-
08/01/2030	1,235,000.00	3.500%	69,990.00	1,304,990.00	-
09/30/2030	-	-	-	-	1,374,980.00
02/01/2031	-	-	48,377.50	48,377.50	-
08/01/2031	1,280,000.00	3.700%	48,377.50	1,328,377.50	-
09/30/2031	-	-	-	-	1,376,755.00
02/01/2032	-	-	24,697.50	24,697.50	-
06/01/2032	1,335,000.00	3.700%	16,465.00	1,351,465.00	-
09/30/2032	-	-	-	-	1,376,162.50
Total	\$20,000,000.00	-	\$7,502,914.60	\$27,502,914.60	-

Yield

Statistics

Accrued interest from 06/01/2012 to 06/21/2012	\$32,798.19
Bond Year Dollars	\$232,960.83
Average Life	11.648 Years
Average Coupon	3.2206764%
Net Interest Cost (NIC)	3.2092135%
True Interest Cost (TIC)	3.1782981%
Bond Yield for Arbitrage Purposes	3.1755617%
All Inclusive Cost (AIC)	3.2901900%

Final

\$20,000,000

Walker County, Texas

Certificates of Obligation

Series 2012

Debt Service Schedule

Date	Principal	Coupon	Interest	Total P+I
09/30/2012	-	-	-	-
09/30/2013	685,000.00	2.000%	688,762.08	1,373,762.08
09/30/2014	800,000.00	2.000%	576,667.50	1,376,667.50
09/30/2015	815,000.00	2.000%	560,667.50	1,375,667.50
09/30/2016	830,000.00	2.000%	544,367.50	1,374,367.50
09/30/2017	845,000.00	2.000%	527,767.50	1,372,767.50
09/30/2018	865,000.00	2.000%	510,867.50	1,375,867.50
09/30/2019	880,000.00	3.000%	493,567.50	1,373,567.50
03/30/2020	910,000.00	3.000%	467,167.50	1,377,167.50
09/30/2021	935,000.00	3.000%	439,867.50	1,374,867.50
09/30/2022	965,000.00	3.000%	411,817.50	1,376,817.50
09/30/2023	990,000.00	3.000%	382,867.50	1,372,867.50
09/30/2024	1,020,000.00	3.000%	353,167.50	1,373,167.50
09/30/2025	1,055,000.00	3.125%	322,567.50	1,377,567.50
09/30/2026	1,085,000.00	3.125%	289,598.76	1,374,598.76
09/30/2027	1,120,000.00	3.250%	255,692.50	1,375,692.50
09/30/2028	1,155,000.00	3.375%	219,292.50	1,374,292.50
09/30/2029	1,195,000.00	3.375%	180,311.26	1,375,311.26
09/30/2030	1,235,000.00	3.500%	139,980.00	1,374,980.00
09/30/2031	1,280,000.00	3.700%	96,755.00	1,376,755.00
09/30/2032	1,135,000.00	3.700%	41,162.50	1,376,162.50
Total	\$20,000,000.00	-	\$7,502,914.60	\$27,502,914.60

Yield Statistics

Accrued interest from 06/01/2012 to 06/21/2012	\$32,798.19
Bond Year Dollars	\$232,960.83
Average Life	11.648 Years
Average Coupon	3.2206764%
Net Interest Cost (NIC)	3.2092135%
True Interest Cost (TIC)	3.1782981%
Bond Yield for Arbitrage Purposes	3.1755617%
All Inclusive Cost (AIC)	3.2901900%

Final

\$20,000,000

Walker County, Texas

Certificates of Obligation

Series 2012

Pricing Summary

Maturity	Type of Bond	Coupon	Yield	Maturity Value	Price	Total P+I
08/01/2013	Serial Coupon	2.000%	0.520%	685,000.00	101.637%	696,213.45
08/01/2014	Serial Coupon	2.000%	0.730%	800,000.00	102.655%	821,240.00
08/01/2015	Serial Coupon	2.000%	0.960%	815,000.00	103.179%	840,908.85
08/01/2016	Serial Coupon	2.000%	1.200%	830,000.00	103.199%	856,551.70
08/01/2017	Serial Coupon	2.000%	1.480%	845,000.00	102.550%	866,547.50
08/01/2018	Serial Coupon	2.000%	1.740%	865,000.00	101.500%	877,975.00
08/01/2019	Serial Coupon	3.000%	1.990%	880,000.00	106.665%	938,652.00
08/01/2020	Serial Coupon	3.000%	2.290%	910,000.00	105.227%	957,565.70
08/01/2021	Serial Coupon	3.000%	2.550%	935,000.00	103.636%	968,996.60
08/01/2022	Serial Coupon	3.000%	2.750%	965,000.00	102.191%	986,143.15
08/01/2023	Serial Coupon	3.000%	2.940%	990,000.00	100.519%	995,138.10
08/01/2024	Serial Coupon	3.000%	3.100%	1,020,000.00	98.994%	1,009,738.80
08/01/2025	Serial Coupon	3.125%	3.200%	1,055,000.00	99.199%	1,046,549.45
08/01/2026	Serial Coupon	3.125%	3.280%	1,085,000.00	98.258%	1,066,099.30
08/01/2027	Serial Coupon	3.250%	3.360%	1,120,000.00	98.702%	1,105,462.40
08/01/2028	Serial Coupon	3.375%	3.440%	1,155,000.00	99.198%	1,145,736.90
08/01/2029	Serial Coupon	3.375%	3.530%	1,195,000.00	98.109%	1,171,327.05
08/01/2030	Serial Coupon	3.500%	3.620%	1,235,000.00	98.413%	1,215,400.55
08/01/2031	Serial Coupon	3.700%	3.810%	1,280,000.00	98.513%	1,260,966.40
06/01/2032	Serial Coupon	3.700%	3.870%	1,335,000.00	97.650%	1,303,627.50
Total	-	-	-	\$20,000,000.00	-	\$20,130,840.40

c - Priced to the 8/1/2022 par call

Bid Information

Par Amount of Bonds	\$20,000,000.00
Reoffering Premium or (Discount)	130,840.40
Gross Production	\$20,130,840.40
Total Underwriter's Discount (0.521%)	(\$104,136.25)
Bid (100.134%)	20,026,704.15
Accrued Interest from 06/01/2012 to 06/21/2012	32,798.19
Total Purchase Price	\$20,059,502.34
Bond Year Dollars	\$232,960.83
Average Life	11.648 Years
Average Coupon	3.2206764%
Net Interest Cost (NIC)	3.2092135%
True Interest Cost (TIC)	3.1782981%